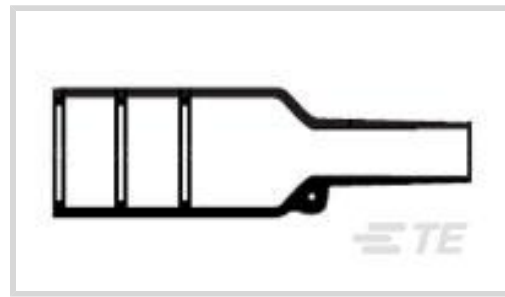




Wire Protection & Management > Heat Shrink Molded Shapes > Heat Shrink Boots > Bulbous Heat Shrink Boots: Lipped, Straight



Molded Part Shape: **180°**

Molded Part Shape Code: **202**

Lipped: **Yes**

Material Code: **25**

Heat Shrink Boot Material Systems Code: **25**

[All Bulbous Heat Shrink Boots: Lipped, Straight \(487\)](#)

## Features

### Product Type Features

Molded Part Shape	180°
-------------------	------

### Configuration Features

Lipped	Yes
--------	-----

### Body Features

Material Code	25
Heat Shrink Boot Material Systems Code	25
Adhesive Pre-Coat	No
Material	Fluid Resistant Modified Elastomer

### Dimensions

Wire/Cable Outside Diameter	.35 in, .39 in, .43 in, .433 in, .47 in, .55 in, .63 in, 10 mm, 11 mm, 12 mm, 14 mm, 16 mm, 9 mm
Cable Diameter Range	8.4 – 19 mm[8.4 – 20 in]

### Usage Conditions

Operating Temperature Range	-75 – 150 °C[-103 – 302 °F]
-----------------------------	-----------------------------

### Operation/Application

Power Cable Accessory	No
-----------------------	----



### Industry Standards

Approved Standards	BS-G-198-5-DE, DEF Std 59-97 Issue 3 Type DE, IEC 62329-3-102, MIS-34867, VG95343 Part 6
Government Qualified	No

### Other

Molded Part Shape Code	202
Fluid/Chemical Resistance	Long-Term Exposure at High Temperature
Adhesive Options	/225 Precoat
Adhesive Type	Adhesive Purchased Separately

### Product Compliance

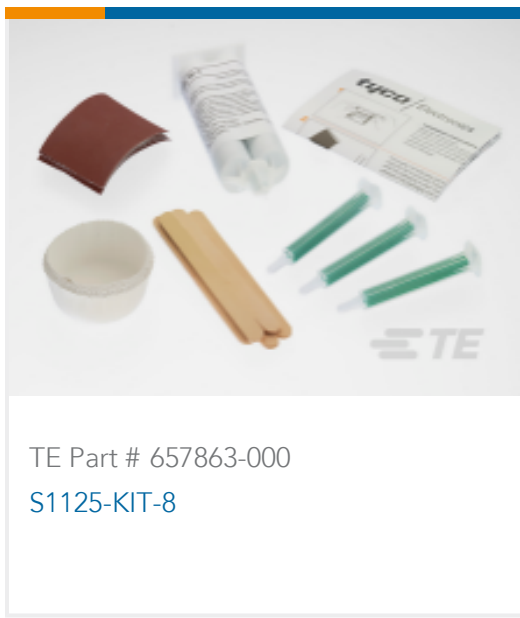
[For compliance documentation, visit the product page on TE.com>](#)

EU RoHS Directive 2011/65/EU	Compliant
EU ELV Directive 2000/53/EC	Compliant
China RoHS 2 Directive MIIT Order No 32, 2016	No Restricted Materials Above Threshold
EU REACH Regulation (EC) No. 1907/2006	Current ECHA Candidate List: JAN 2021 (211) Candidate List Declared Against: JAN 2021 (211) Does not contain REACH SVHC
Halogen Content	Out of Scope - excluded from Halogen requirements
Solder Process Capability	Not applicable for solder process capability

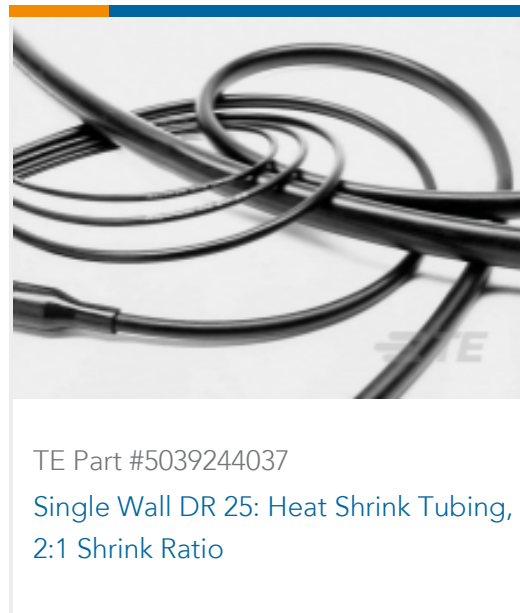
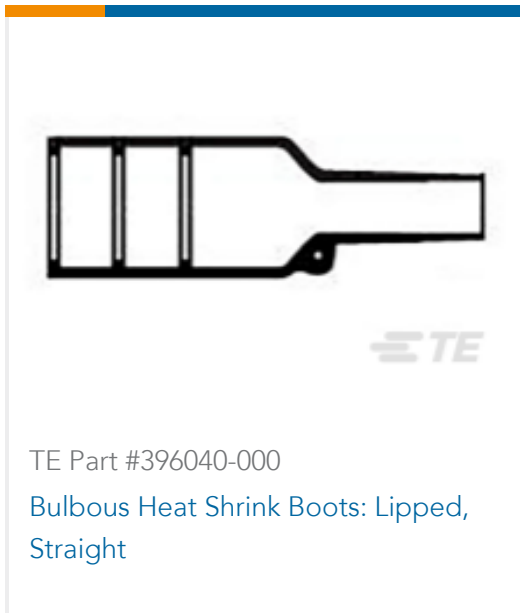
#### Product Compliance Disclaimer

This information is provided based on reasonable inquiry of our suppliers and represents our current actual knowledge based on the information they provided. This information is subject to change. The part numbers that TE has identified as EU RoHS compliant have a maximum concentration of 0.1% by weight in homogenous materials for lead, hexavalent chromium, mercury, PBB, PBDE, DBP, BBP, DEHP, DIBP, and 0.01% for cadmium, or qualify for an exemption to these limits as defined in the Annexes of Directive 2011/65/EU (RoHS2). Finished electrical and electronic equipment products will be CE marked as required by Directive 2011/65/EU. Components may not be CE marked. Additionally, the part numbers that TE has identified as EU ELV compliant have a maximum concentration of 0.1% by weight in homogenous materials for lead, hexavalent chromium, and mercury, and 0.01% for cadmium, or qualify for an exemption to these limits as defined in the Annexes of Directive 2000/53/EC (ELV). Regarding the REACH Regulation, the information TE provides on SVHC in articles for this part number is based on the latest European Chemicals Agency (ECHA) 'Guidance on requirements for substances in articles' posted at this URL: <https://echa.europa.eu/guidance-documents/guidance-on-reach>

### Compatible Parts



### Customers Also Bought



### Documents

#### Product Drawings

202K153-25-0

English

#### Datasheets & Catalog Pages

1654025\_Sec4\_-25

English

#### Raychem Molded Parts Visual Guide

English

#### Product Environmental Compliance

Safety Datasheet

Safety Datasheet

German

Safety Datasheet

English

Safety Datasheet



[Safety Datasheet](#)

French

[Safety Datasheet](#)

[Safety Datasheet](#)

[Safety Datasheet](#)

[Safety Datasheet](#)