



Potter & Brumfield | Potter & Brumfield W6

TE Internal #: 9-1393252-5

Potter & Brumfield W6, Circuit Breakers, Magnetic, Series Trip, White Toggle Color, 250VAC / 415/240VAC Voltage Rating AC, 65VDC Voltage Rating DC

[View on TE.com >](#)

Relays, Contactors & Switches > Circuit Breakers



Circuit Breaker Type: **Magnetic**

Circuit Function: **Series Trip**

Illuminated: **No**

Toggle Color: **White**

Voltage Rating AC: **250 VAC, 415/240 VAC**

## Features

### Product Type Features

Illumination Type	No Light
Product Type	Circuit Breaker
Actuator Type	Toggle
Circuit Breaker Type	Magnetic
Illuminated	No
Toggle Color	White

### Configuration Features

	.75 x 1.66 in
Earthing Switch	Without
Circuit Function	Series Trip

### Electrical Characteristics

Voltage Rating AC	250 VAC, 415/240 VAC
Voltage Rating DC	65 VDC
Circuit Breaker Current Rating	5 A
Interrupt Capacity	5000A @ 277VAC

### Contact Features

Pole Configuration	1
Trip Time at 200%	.6 – 20 seconds



### Termination Features

Circuit Breaker Termination Type	6.35 [.25] Straight Quick Connect Tab
----------------------------------	---------------------------------------

### Mechanical Attachment

Series/Mounting Option	W6 (6-32 Mounting Threads)
------------------------	----------------------------

Mounting Options	6-32 Mounting Threads
------------------	-----------------------

Circuit Breaker Mounting Type	Panel Mount
-------------------------------	-------------

### Dimensions

	.047 – .11 in
--	---------------

Circuit Breaker Size	50.8 mm[2 in]
----------------------	---------------

### Identification Marking

Stamped Marking Type	International I/O
----------------------	-------------------

### Product Compliance

[For compliance documentation, visit the product page on TE.com>](#)

EU RoHS Directive 2011/65/EU	Compliant with Exemptions
------------------------------	---------------------------

EU ELV Directive 2000/53/EC	Not Compliant
-----------------------------	---------------

China RoHS 2 Directive MIIT Order No 32, 2016	Restricted Materials Above Threshold
---	--------------------------------------

EU REACH Regulation (EC) No. 1907/2006	<p>Current ECHA Candidate List: JAN 2021 (211)</p> <p>Candidate List Declared Against: JAN 2021 (211)</p> <p>SVHC &gt; Threshold:</p> <p>Cadmium oxide (3.76% in Component Part)</p>
--	--

**Article Safe Usage Statements:**

Use personal protective equipment as required. Do not eat, drink or smoke when using this product. Recycle if possible and dispose of the article by following all applicable governmental regulations relevant to your geographic location.

Halogen Content	Not Low Halogen - contains Br or Cl > 900 ppm.
-----------------	--

Solder Process Capability	Not applicable for solder process capability
---------------------------	--

#### Product Compliance Disclaimer

This information is provided based on reasonable inquiry of our suppliers and represents our current actual knowledge based on the information they provided. This information is subject to change. The part numbers that TE has identified as EU RoHS compliant have a maximum concentration of 0.1% by weight in homogenous materials for lead, hexavalent chromium, mercury, PBB, PBDE, DBP, BBP, DEHP, DIBP, and 0.01% for cadmium, or qualify for an exemption to these limits as defined in the Annexes of Directive 2011/65/EU (RoHS2). Finished electrical and electronic equipment products will be CE marked as required by Directive 2011/65/EU. Components may not be CE marked. Additionally, the part numbers that TE has identified as EU ELV compliant have a maximum concentration of 0.1% by weight in homogenous materials for lead, hexavalent chromium, and mercury, and 0.01% for cadmium, or qualify for an exemption to these limits as defined in the Annexes of Directive 2000/53/EC (ELV). Regarding the REACH Regulation, the information TE provides on SVHC in articles for this part number is based on the latest European Chemicals Agency (ECHA) 'Guidance on requirements for substances in articles' posted at this URL: <https://echa.europa.eu/guidance-documents/guidance-on-reach>

## Compatible Parts



TE Part # 7-1393252-3  
W67-X2Q13-5=M6/M7/M9/W6/W7



TE Part # 175022-1  
250 PL EX REC. 18-14AWG PTBR



TE Part # 6-1393252-2  
W67-X2Q12-5=M6/M7/M9/W6/W7



TE Part # 4-1393252-0  
W67-X2Q10-5=M6/M7/M9/W6/W7




TE Part # 8-1393252-7  
W67-X2Q52-5=M6/M7/M9/W6/W7



TE Part # 7-1393252-9  
W67-X2Q50-5=M6/M7/M9/W6/W7

## Also in the Series | Potter & Brumfield W6



Circuit Breakers(71)

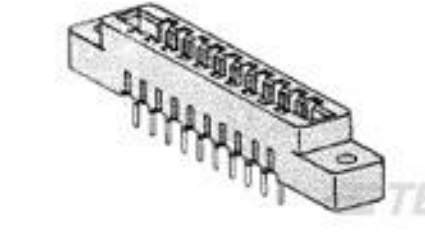
## Customers Also Bought



TE Part #2319848-4  
END STACK DIP 4P G RECESS TUBE



TE Part #499374-9  
AMP-LATCH UNIVERSAL HEADERS



TE Part #2-530678-6  
CONN LOW PRO 22 POS 156X200C/L




TE Part #2-104257-3  
24 MTE RCPT HSG SR LATCH .100



TE Part #1-104503-2  
13 MTE PIN HSG SR RIB .100CL



TE Part #1-640383-4  
14P MTA156 HDR ASSY STR SQ SN



TE Part #4-1633107-0  
ANVIL, COMBINATION



TE Part #8-796985-9  
JC6-T305-20-205=JC6 ASSY



TE Part #4-796985-1  
JC6-T305-12-204=JC6 ASSY

## Documents

### CAD Files

Customer View Model

[ENG\\_CVM\\_9-1393252-5\\_1106.3d\\_igs.zip](#)

English

Customer View Model

[ENG\\_CVM\\_9-1393252-5\\_1106.3d\\_stp.zip](#)

English

Customer View Model

[ENG\\_CVM\\_9-1393252-5\\_1106.2d\\_dxf.zip](#)

English

**3D PDF**

English

By downloading the CAD file I accept and agree to the [Terms and Conditions](#) of use.

### Datasheets & Catalog Pages

[W6/W9 Magnetic Hydraulic Circuit Breaker](#)

English

[Industrial Relays Quick Reference Guide](#)

English

[Industrial Relays Quick Reference Guide](#)

Japanese

[Industrial Relays Quick Reference Guide](#)