

SDT-S-112LMR,000 ✓ ACTIVE

OEG | OEG Miniature PCB Relay SDT-R

TE Internal #: 9-1419125-9

OEG Miniature PCB Relay SDT-R, Power Relays, Standard, Monostable, DC, 200 – 300mW Coil Power Rating Class, 250mW Coil Power Rating DC

[View on TE.com >](#)



Relays, Contactors & Switches > Relays > Power Relays > STD OEG PCB PCFN Solar Power Relays



Power Relay Type: **Standard**

Coil Magnetic System: **Monostable, DC**

Coil Power Rating Class: **200 – 300 mW**

Coil Power Rating DC: **250 mW**

Coil Resistance: **576 Ω**

[All STD OEG PCB PCFN Solar Power Relays \(31\)](#)

Features

Product Type Features

Power Relay Type	Standard
------------------	----------

Electrical Characteristics

Insulation Initial Dielectric Between Coil & Contact Class	3500 – 4000 V
Insulation Initial Dielectric Between Open Contacts	1000 Vrms
Contact Limiting Making Current	10 A
Contact Limiting Short-Time Current	10 A
Contact Limiting Continuous Current	10 A
Insulation Creepage Class	3 – 5.5 mm
Insulation Initial Dielectric Between Contacts & Coil	4000 Vrms
Insulation Creepage Between Contact & Coil	3.2 mm[.126 in]
Contact Limiting Breaking Current	10 A
Coil Magnetic System	Monostable, DC
Coil Power Rating Class	200 – 300 mW



Coil Power Rating DC	250 mW
Coil Resistance	576 Ω
Coil Special Features	Sensitive Version, UL Coil Insulation Class E
Coil Voltage Rating	12 VDC
Contact Switching Load (Min)	100mA @ 5V
Contact Switching Voltage (Max)	30 VDC
Contact Voltage Rating	30 VDC

Body Features

Product Weight	11 g[.388 oz]
----------------	---------------

Contact Features

Contact Arrangement	1 Form A (NO)
Contact Current Class	5 – 10 A, 16 A
Contact Current Rating (Max)	10 A
Contact Material	AgSnO ₂
Contact Number of Poles	1
Terminal Type	PCB-THT

Mechanical Attachment

Relay Mounting Type	Printed Circuit Board
---------------------	-----------------------

Dimensions

Length Class (Mechanical)	20 – 25 mm
Insulation Clearance Class	0 – 2.5 mm
Height Class (Mechanical)	20 – 25 mm
Insulation Clearance Between Contact & Coil	1.6 mm[.093 in]
Width Class (Mechanical)	8 – 10 mm
Product Width	10 mm[.394 in]
Product Length	24 mm[.945 in]
Product Height	25 mm[.984 in]

Usage Conditions

Environmental Ambient Temperature Class	50 – 70 °C
Environmental Ambient Temperature (Max)	70 °C[158 °F]

Packaging Features

Packaging Method	Tube
------------------	------

Product Compliance

[For compliance documentation, visit the product page on TE.com>](#)

EU RoHS Directive 2011/65/EU	Compliant
EU ELV Directive 2000/53/EC	Compliant
China RoHS 2 Directive MIIT Order No 32, 2016	No Restricted Materials Above Threshold
EU REACH Regulation (EC) No. 1907/2006	Current ECHA Candidate List: JAN 2021 (211) Candidate List Declared Against: JAN 2021 (211) SVHC > Threshold: 2-methylimidazole (4% in Housing)
Halogen Content	Not Low Halogen - contains Br or Cl > 900 ppm.
Solder Process Capability	Wave solder capable to 265°C


Product Compliance Disclaimer

This information is provided based on reasonable inquiry of our suppliers and represents our current actual knowledge based on the information they provided. This information is subject to change. The part numbers that TE has identified as EU RoHS compliant have a maximum concentration of 0.1% by weight in homogenous materials for lead, hexavalent chromium, mercury, PBB, PBDE, DBP, BBP, DEHP, DIBP, and 0.01% for cadmium, or qualify for an exemption to these limits as defined in the Annexes of Directive 2011/65/EU (RoHS2). Finished electrical and electronic equipment products will be CE marked as required by Directive 2011/65/EU. Components may not be CE marked. Additionally, the part numbers that TE has identified as EU ELV compliant have a maximum concentration of 0.1% by weight in homogenous materials for lead, hexavalent chromium, and mercury, and 0.01% for cadmium, or qualify for an exemption to these limits as defined in the Annexes of Directive 2000/53/EC (ELV). Regarding the REACH Regulation, the information TE provides on SVHC in articles for this part number is based on the latest European Chemicals Agency (ECHA) 'Guidance on requirements for substances in articles' posted at this URL: <https://echa.europa.eu/guidance-documents/guidance-on-reach>

Compatible Parts



Also in the Series | [OEG Miniature PCB Relay SDT-R](#)



Power Relays(31)

Customers Also Bought



TE Part #1-1623819-4
SBL4 R051 5%



TE Part #2013022-1
SEMI-HARD TRAY DDR3 204P 4H STD




TE Part #1-2176341-2
CRGCQ 0805 82R 1%



TE Part #1622473-7
LR1 1% 40R2



TE Part #1624336-1
LT73 3000 2A 2K0 5% 4KRL



TE Part #9-2176316-8
MELF SMA-A 680K 1% 50PPM 0207 1W




TE Part #1419126-2
STD OEG PCB PCFN Solar Power Relays



TE Part #1734595-8
AMP HPI 1.0MM HEADERS



TE Part #1614741-1
RN 0805 205K 0.5% 50PPM 1K RL



TE Part #1461056-3
SDT-S-105DMR,601

Documents

Product Drawings

[SDT-S-112LMR,000](#)

English

CAD Files

[3D PDF](#)

3D

[Customer View Model](#)

[ENG_CVM_CVM_9-1419125-9_D.2d_dxf.zip](#)



English

Customer View Model

[ENG_CVM_CVM_9-1419125-9_D.3d_igs.zip](#)

English

Customer View Model

[ENG_CVM_CVM_9-1419125-9_D.3d_stp.zip](#)

English

By downloading the CAD file I accept and agree to the [Terms and Conditions](#) of use.

Datasheets & Catalog Pages

[SDTR Series Relay Data Sheet English](#)

English

Product Specifications

[Definitions, Handling, Processing, Testing and Use of Relays](#)

English

[SDT-S-112LMR,000 Spec Sheet](#)

Japanese

Product Environmental Compliance

[MD_9-1419125-9_1014201612_dmtec](#)

English

[MD_9-1419125-9_1014201612_dmtec](#)

English