

3M™ PELTOR™ X Series P5E Hard Hat Attached Electrically Insulated Earmuffs and Industrial Head Protection Compatibility - CE Marked

Description

This bulletin outlines CE Marked 3M™ PELTOR™ X Series P5E Hard Hat Attached Electrically Insulated Earmuffs and Industrial Head Protection Compatibility when used in combination with 3M™ Head Protection products and some non-3M head protection product. It is important that the earmuff and head protection products each work as intended. Their combined use must not interfere with fit, form and function.

Earmuff positions relative to their use with industrial head protection are also explained.

Industrial Head Protection Compatible with P5E Earmuffs

Models of 3M™ Hard Hats/Headgear compatible with the 3M P5E earmuffs are listed below. Availability of these head protection products varies depending on region.

- 3M™ SecureFit™ H-700 Series Hard Hats
- 3M™ H-700 Series Hard Hats
- 3M™ G3501 Series Hard Hats
- 3M™ G3000 Series Hard Hats
- 3M™ G22 Hard Hats
- 3M™ G500 Headgear

Please Note: 3M™ SecureFit™ X5000 and X5500 Series Safety Helmets (Vented and Non-Vented models) are not compatible with 3M™ PELTOR™ X Series P5E earmuffs.

CE Marked

Jurisdictions that use earmuffs that are CE Marked: earmuffs should be fitted to, and used only with, the carrier devices (e.g., helmets) listed in table below. Carrier devices not listed below should not be used in combination with the 3M P5E earmuffs.

Compatible Helmets

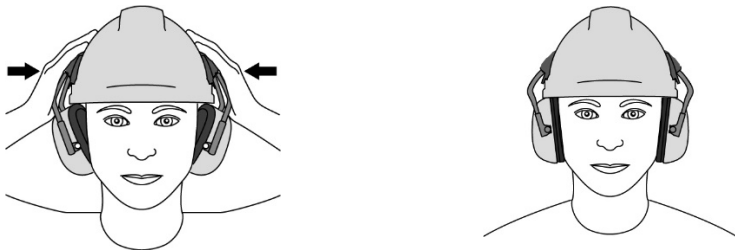
C:1 Helmet manufacture	C:2 Helmet model	C:3 Helmet attachment	C:4 X1P5	C:4 X2P5	C:4 X3P5	C:4 X4P5	C:4 X5P5
3M™	G500 Headgear	E	SML	SML	SML	SML	SML
3M™	G22	E	SML	SML	ML	SML	L
3M™	G2000	K	SML	SML	SML	SML	ML
3M™	G3000 (Basic Set)	E	SML	SML	SML	SML	ML
3M™	G3501	E	SML	SML	ML	SML	L
3M™	H700	E	SML	L	L	SML	L
Arco	Arco Champion	H*	L	L	L	L	L
Arco	Arco Champion Plus	H*	L	L	L	L	L
Centurion	1100 (H fitting)	H*	L	L	L	L	L
Centurion	1125 (H fitting)	H*	L	L	L	L	L
Centurion	Vulcan	H*	L	L	L	L	L
Petzl	Vertex Best, Vent and ST	E	ML	ML	ML	ML	L

For Information on ANSI Compliant 3M earmuffs and hard hats please refer to the technical data bulletin entitled: 3M™ PELTOR™ X Series Hard Hat Attached Earmuffs and Industrial Head Protection Compatibility - ANSI Compliant. Or visit: 3m.com/earmuff_techbulletin

3M P5E Earmuff Positions for Use with Industrial Head Protection Products

The following describes acceptable earmuff positions for use and storage. Refer to the user instructions for complete product information.

Work Mode: When in use, the attachment arms must be pushed inward until you hear a click on both sides. Make sure the cups and attachment arms are not in contact with the inner lining or the edge of the hard hat when in the Work Mode, otherwise this may lead to leakage. Position the earcups over your ears so that the cushions fully enclose the ears and seal tightly against the head. Adjust the position of each earcup while holding the helmet in place until you have a tight and comfortable fit that exerts even pressure around the ears.

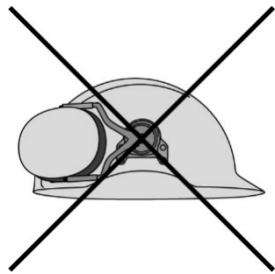
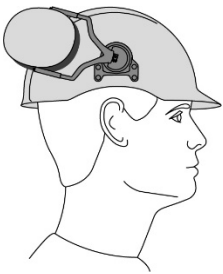


3M Personal Safety Division

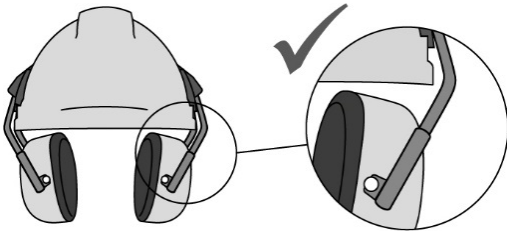
Ventilation Mode: To switch the unit from Work Mode to Ventilation Mode, pull outward on the ear cups until you hear a click.



Up Position: Lift the cups to the fixed Ventilation Mode Position and rotate to the back of the helmet. Avoid placing the cups against the helmet. This position is not acceptable when hearing protection is required or for storage.



Storage Position: When the helmet is not in use, ensure the earmuffs are in Work Mode Position and the arms are not pressing against the helmet.



For complete product information refer to the user instructions.

WARNING

This hearing protector helps reduce exposure to hazardous noise and other loud sounds. Misuse or failure to wear hearing protection at all times when exposed to hazardous noise may result in hearing loss or injury. For correct use, consult supervisor and User Instructions, or call 3M Technical Services at +46 370 65 65 00. If your hearing seems dulled or you hear a ringing or buzzing during or after any noise exposure (including gunfire), or for any other reason you suspect a hearing problem, leave the noisy environment immediately and consult a medical professional and/or your supervisor.



Personal Safety Division

3M Svenska AB, Box 2341
SE-331 02 Varnamo
Sweden
www.3M.com/PELTOR
+46 370 65 65 00

3M PSD products are
occupational use only.

© 2023, 3M. All rights reserved.
3M, 3M Science, Applied to Life., and PELTOR are
trademarks of 3M.
Used under license in Canada. All other trademarks
are property of their respective owners.

Please recycle.