

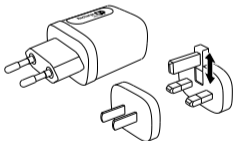
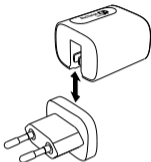
**PD Charger
WM2A
Instruction Manual**



**Read the instruction manual thoroughly before use.
Keep the manual for future reference.**

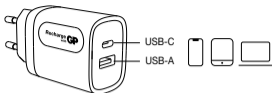
Using your product

1. Attach the appropriate power plug to the charger by sliding the plug onto the pins until you hear a "click" sound.
(See figures below)



* Ensure to slide the top pin of the UK plug into its extended position before plugging the charger into a power outlet.

2. Plug the charger into a power outlet.
3. Connect your devices to the USB ports with the certified cable.
The charger can charge up to 2 devices at the same time.



Specifications

Input : AC 100-240V, 50/60Hz, 0.5A Max.

Output : Single port charging

USB-C – DC 5V/3A, 9V/2.22A, 12V/1.5A, 20W Max.

USB-A – DC 5V/3A, 9V/2A, 12V/1.5A, 18W Max.

Simultaneous charging

USB-C+USB-A – DC 5V/3.1A, 15.5W Max.

Total Output : 20W Max.

Dimensions* : 44 (L) x 42 (W) x 31 (H) mm

Weight* : 50g

*Excluding plugs

Safety information

Please read below safety notes carefully before use to avoid any personal injury and property damage caused by improper use of the product. Any warranty claims or returns caused by misuses will not be accepted.

- Keep the product away from children and infirm persons.
- Keep the product away from heat sources, combustible gas, humidity and liquids.
- Do not operate a wet or otherwise damaged product.
- Operating temperature should be between 0°C to 30°C.
- Be careful not to crash the product while it is plugged in to avoid damage.
- Do not attempt to repair, disassemble or destroy the product in any way.
- Keep the product away from metallic or conductive objects to avoid short-circuit.
- Dispose the product as per local law and regulations.