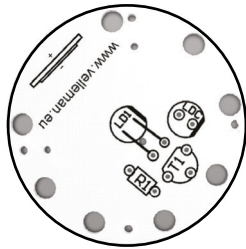
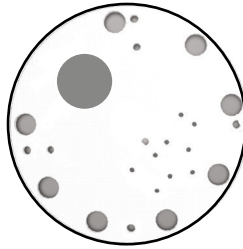


START

component side - componentenzijde
- côté composants - Bauteileseite -
lado de los componentes

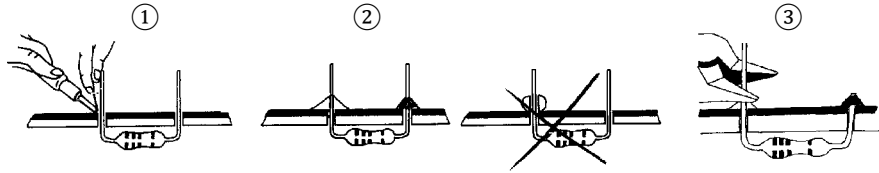


solder side - soldeer zijde - côte
soudage - Lötén seite - lado de los
soldadura



**+ battery holder side -
batterijhouder kant - côté**
support de la batterie -
batteriehalter Seiten - lado
del soporte de la batería

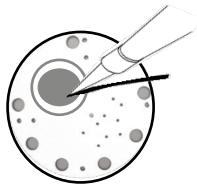
Soldering - Solderen - Soudage - Lötén - Soldadura - Lötning - Juottami nen - Saldatura - Solda



component side - componentenzijde - côté composants - Bauteileseite - lado de los componentes

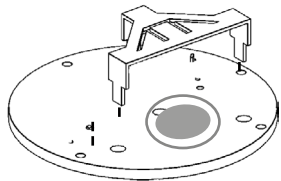
1 Battery holder - Batterijhouder - Support de la batterie - Batteriehalter - Soporte de la batería

1a

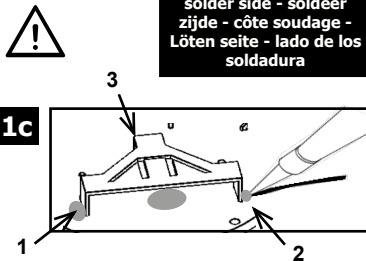


**solder drop - soldeer druppel -
goutte de soudure - Lot Tropfen -
gota de soldadura**

1b



1c



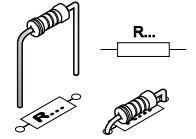
**solder side - soldeer
zijde - côte soudage -
Lötén seite - lado de los
soldadura**

2

Resistor - Weerstand - Résistance - Widerstand - Resistencia - Motstand - Vastus - Resistenze

◇ R1: 100K

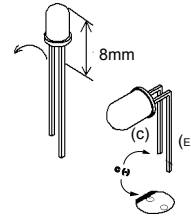
(brown, black, yellow) - (bruin, zwart, geel) - (marron, noir, jaune) -
(braun, schwarz, gelb) - (marrón, negro, amarillo) - (marrone, nero,
giallo) - (marrom, preto, amarelo) - (brązowy, czarny, złoty)



3

Foto transistor

◇ LDC: L-7113P3C (3mm)

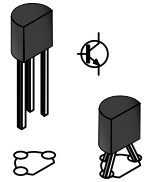


**Watch the polarity !
Att. la polarité !**

4

Transistor

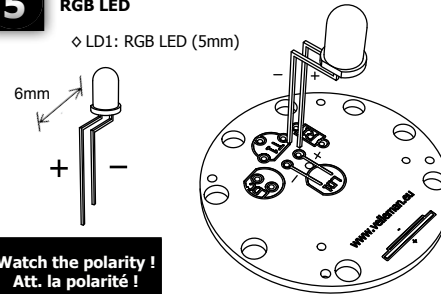
◇ T1: BC547B



5

RGB LED

◇ LD1: RGB LED (5mm)

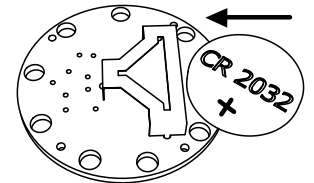


**Watch the polarity !
Att. la polarité !**

6

Battery

◇ E1: 3V (CR 2032)



DIAGRAM

