


MT- FS 500

Engine hour meter with revolution counter for different firing patterns



Application:

- Two- and four-stroke engines
- For sports motorcycles, karts, field trials for motorized garden- and working equipment

Connectivity:

- Induktive

Function:

- Total engine hours, not resettable, Job timer, resettable
- Tachometer with 3 different firing patterns:
 - 1P1 = 1 pulse per 1 RPM,
 - 1P2 = 1 pulse per 2 RPM,
 - 2P1 = 2 pulses per 1 RPM
- Tachometer Max Tach recall, erase and programming:
 - Hold down button for 3 seconds to view event counter.
 - Toggle to be in tach mode. Hold down button for 3 seconds to view MAX RPM. Continue holding down for another 3 seconds to clear MAX RPM. Continue holding down another 3 seconds to start displaying available firing patterns > release the desired pattern to set.

Technical data:

Dimensions:	56mm x 35,5mm x 16mm
Weight:	33,0g
Housing:	Plastic, shock-proof and impact-resistant
Display:	LCD-display 12,7mm x 24,5mm Digit height: 6mm
Accuracy:	+/-0,01% at 25°C
Indication range:	0,1 – 99.999h
Temperature range:	-40°C - +52°C
Power supply:	Internal battery (3V LiMnO2) Battery life: > 8 years Internals 100% encapsulated
Certificates:	RoHS, CE, WEEE - 20128785, REACH
Article number:	MT-FS 500

Fig. 1

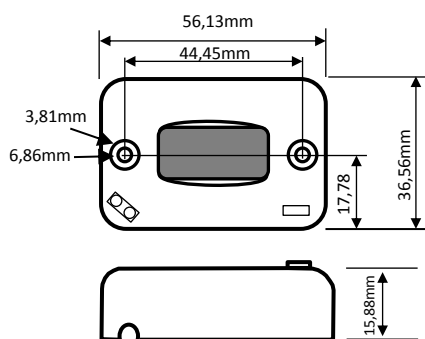
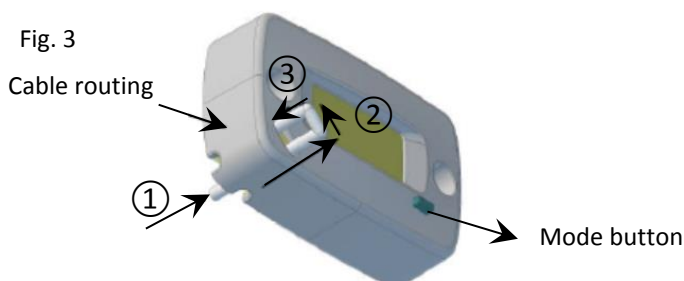


Fig. 2



Fig. 3



Installation:

A: Wireless operation for brief measurements

1. Pull the cable through the opening
2. Put the cable from the front side into the blind hole.
3. Tighten the cable
4. Point the end of the cable with in 2 inches (5cm) of the spark plug

B: Installation for long measurements

- Fix the cable as explained above
- Connect the cable with the alligator clip to the ignition wire.
- The distance to the spark plug must be more than 12 inches (30cm) . Otherwise the meter can be damaged because of multiple overlapping signals .

Please fix the meter with the help of the double sided tape or the screws.

Never drill into gas tanks, engine crankcase or other hazardous material containers! Contact a qualified dealer if in doubt. Always wear safety glasses while installing. The mounting area should not exceed 50°C. This engine hour meter is not a toy! Keep away from children.