Bulgin's broad line of pushbutton switches are available in various sizes and configurations. This includes a variety of illumination and terminal options as well as several with high inductive power ratings suitable for motor driven applications. These switches can be found in many markets including home appliances, commercial, medical, audio and security.

- Miniature, round and rectangular push button switches available
- Ratings up to 16A, 250V ac
  12(12)A 250V ac rating also available
- Latching and momentary actions
- Choice of actuators
  (custom option also available)
- Square and Round Mounting Styles

Push Button

Front Panel Mounting

MP0012/Col

- 22mm diameter
- Prominent Button
- S.P. Push to Make
- Screw Terminals
- Brass, Chrome Plated Body, Glass Filled Nylon Button

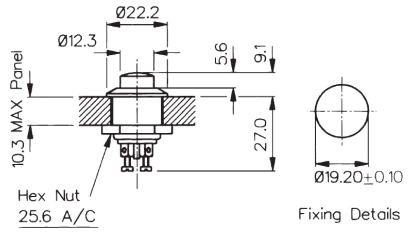

Front Panel Mounting

MP0012/1/Col

- 22mm diameter
- Recessed Button
- S.P. Push to Make
- Screw Terminals
- Brass, Chrome Plated Body, Glass Filled Nylon Button

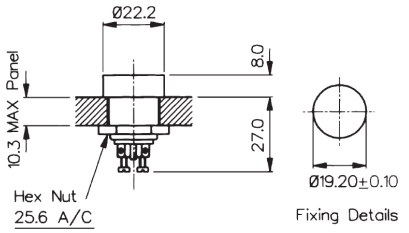

Rear Panel Mounting

MP0016

- S.P. Push to Make
- Solder Tags
- 1A, 28Vac/dc
- Brass Nickel Plated Body, Glass Filled Nylon Button

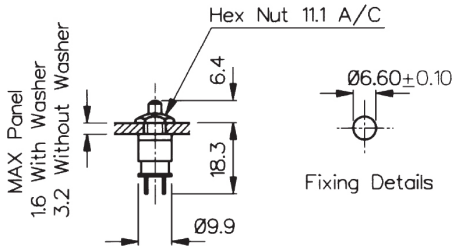

Specifications	MP0012/Colour	MP0012/1/Colour	MP0016/Colour
Terminations:	Screw Terminals	Screw Terminals	Solder Tags
Switching:	S.P. Push to Make Slow Momentary Action	S.P. Push to Make Slow Momentary Action	S.P. Push to Make Slow Momentary Action
Max. Rating:	0.25A. 250Vac, 1A. 110Vac, 2A. 12Vac/dc	0.25A. 250Vac, 1A. 110Vac, 2A. 12Vac/dc	1A 28Vac/dc (non-inductive)
Contact Resistance:	<15mΩ	<15mΩ	<15mΩ
Insulation Resistance:	>10^4 MΩ	>10^4 MΩ	>10^4 MΩ
Dielectric Strength:	>2.5kVac	>2.5kVac	>2.0kVac
Operating Temp. Range:	–20°C to +85°C	–20°C to +85°C	–20°C to +85°C
Operation Pressure (typ):	9.18 newtons	9.18 newtons	6.22 newtons
Materials Moulding: Body:	Glass Filled Nylon Brass, Brass, Chrome Plated	Glass Filled Nylon Brass, Brass, Chrome Plated	Glass Filled Nylon Brass, Brass, Chrome Plated
Contacts/Terms:	Brass, Silver Plated	Brass, Silver Plated	Brass, Silver Plated
Variant	Button Colour: Standard - Black, /RD (Red)	Button Colour: Standard - Black, /RD (Red)	Button Colour: Standard - Black, /RD (Red)
RoHS	Compliant	Compliant	Compliant

8300 Series Push Button

8(8)A 250Vac & 12(12)A 250Vac

Key Features

- Miniature push button
- 8A Inductive current rating
- Ratings up to 12(12)A, 250V ac (H suffix)
- Illuminated and nonillumi-nated
- Single and double Contact
- Latching and momentary
- Slotted actuator for custom buttons
- Industry standard panel cutout
- Panel cut out: 19.3 x 12.9

Approvals and specifications

16(4)A 250Vac T85, 1E4 (10,000 Operations)
12(12)A 250Vac T105, 1E4 (10,000 Operations)
8(8)A 250Vac T105, 5E4 (50,000 Operations)
6(6)A 250Vac T125, 5E4 (50,000 Operations)

8350, 8351, 8353, 8354
12A 250Vac DP, 250Vac 1hp, 125Vac 1/2hp

8300, 8301, 8303, 8304
13A 250Vac SP, 250Vac 1hp, 125Vac 1/2hp

UL 85°C, file E45221, CSA file LR10990

In house test:
10(10)A 250Vac—Indicative rating only

3mm contact gap.

Terminal

C

H

A

As "H" but right angle 4.8 x 0.8

K

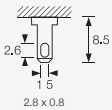

T

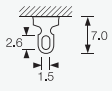

Solder

X

PCB 0.8 Sq

V

Dual Plug PCB (Call sales for mounting dims)

Function

Approvals & ratings vary with function
Single Contact switches use terminals 1 & 2 (& 3)

8300
Single Contact
ON - OFF

8301
Single Contact
ON - OFF
(momentary ON)

8303
Single Contact
ON - OFF
With Light

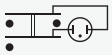

8304
Single Contact
ON - OFF
(momentary ON) with light

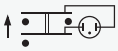

8350
Double Contact
ON - OFF

8351
Double Contact
ON - OFF (momentary ON)

8353
Double Contact
ON - OFF
With light

8354
Double Contact
ON - OFF (momentary ON)
with light

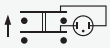

8355
Single Contact
ON - OFF
Isolated light - switched
C, E & M actuators only

8356
Single Contact
ON - OFF
Isolated light - unswitched
C, E & M actuators only

Actuator

A Standard actuator

H Slotted for custom caps

C Square actuator

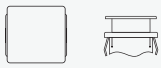

E Radiused actuator

F Small round actuator

J Smooth curved actuator

M

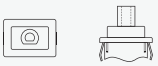

D Large round actuator

All actuators except H available lit

Body Code

Panel cut-out ** Bezel

B Standard body

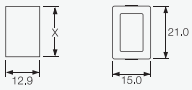

E Softline style body with radiused bezel

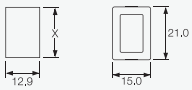

Cut-outs must be punched in the direction of insertion

Dimensions for snap-in fixing

Panel thickness	Dimension X
0.75-1.24	19.1/19.2
1.25-1.99	19.3/19.4
2.00-3.00	19.7/19.8

X and V PCB terminals.
Additional dummy terminals may be supplied for extra support.

Body Colour

B Black

W White

Dimensions

Actuator A
Body B

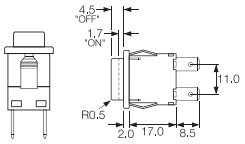

Actuator J
Body E

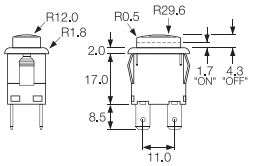

Examples

H8350AB - - -
T8350AB - - -

H8353JE - - -
T8353JE - - -

H8353EB - - -
T8353EB - - -

H8353CB - - -
T8353CB - - -

Actuator Colour	Lamp Voltage	Legend	Legend Colour	Options
LIT				
A Amber	– None			H 12(12)A 250Vac switch rating Finish Matt finish standard except on J and D actuators which are gloss Colour Call sales for custom colours A full range is available for large orders Legend printing Select from the examples or call sales for custom legends. Special buttons Some of the many options are shown Call sales for the full range L167 Protective cover Snaps on to switch bodies fitted with “A” or “J” style actuators, this reduces panel thickness by 0.8mm BioCote Antimicrobial Additive Moulded components have antimicrobial properties using BioCote silver ion technology.
C Clear	**2** 125V Neon			
G Green	**3** 250V Neon			
R Red	**7** 12V Filament			
	8 24V Filament			
UNLIT				
B Black				
R Red				
W White				

8200 Series Push Button

8(8)A 250Vac & 12(12)A 250Vac

Key Features

- Miniature push button
- 8A Inductive current rating
- Ratings up to 12(12)A, 250V ac (H suffix)
- Without button
- Sub panel mount
- Push on, solder or PCB terminals
- Latching and momentary

Approvals and specifications

16(4)A 250Vac T85, 1E4 (10,000 Operations)
12(12)A 250Vac T105, 1E4 (10,000 Operations)
8(8)A 250Vac T105, 5E4 (50,000 Operations)
6(6)A 250Vac T125, 5E4 (50,000 Operations)

12A 250Vac
250Vac 1hp, 125Vac 1/2hp
UL 85°C, file E45221, CSA file LR10990

3mm contact gap.

Terminal	Function	Actuator	Body Code
C **H** **A** As "H" but right angle 4.8 x 0.8 **K** 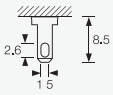 **T** 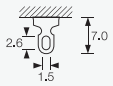 Solder **V** Dual Plug PCB (Call sales for mounting dims) **X** PCB 0.8 Sq	 Approvals & ratings vary with function Single Contact switches use terminals 1 & 2 (& 3) **8200** Single Contact ON - OFF **8201** Single Contact ON - OFF (momentary ON) **8250** Double Contact ON - OFF **8251** Double Contact ON - OFF (momentary ON) 	**A** Standard actuator for snap-on custom adaptors **B** Flat top actuator **C** Curved top actuator **Examples of possible actuation methods** Using a Snap on adaptor Using a Hinged Actuator 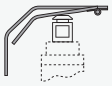	**A** Standard body See dimensioned drawings for details **C** As standard body but with side support peg for use with M PCB terminals X and V PCB terminals. Additional dummy terminals may be supplied for extra support.

Dimensions

'A' body with 'H' 4.8 terminals

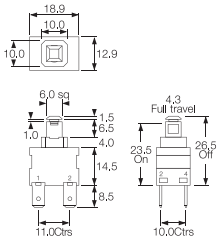

'A' body with 'A' right angle 4.8 terminals

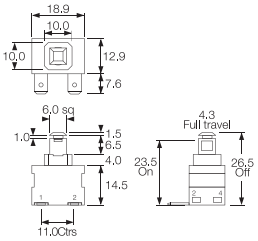

'C' body with 'M' right angle PCB terminals

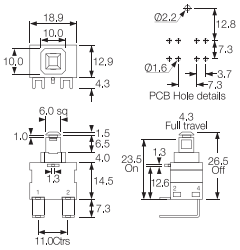

Example of possible mounting styles

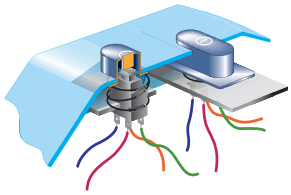

Alternative Actuator

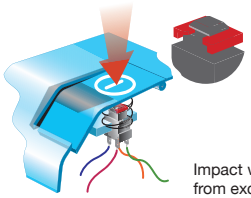

Impact washer resists damage from excessive operator force

Examples

C8250AA - - - with impact washer M1226

X8201AA - - -

K8200AA - - -

A8200AA - - -

M8200AC - - -

Example of M8200AC

7000 Series Push Button

16A 250Vac

Key Features

- Round and rectangular push button switches
- Ratings up to 16A, 250V ac
- Latching and momentary
- Illuminated & non-illuminated
- Matching indicators
- Low profile version
- Panel cut outs: 25.0 dia 27.2 x 22.3

Approvals and specifications

16(4)A 250Vac T125
8(8)A 250Vac T85

UL CSA 16A Non Ind, 250Vac 1hp, 125Vac 1/2hp
UL 65°C, file no. E45221, CSA file no. LR10990

3mm contact gap.

Terminal

C

H

Function

Approvals & ratings vary with function
Single Contact switches use terminals 1 & 2 (& 3)

7000
Single Contact
ON - OFF

7001
Single Contact (momentary)
ON - OFF

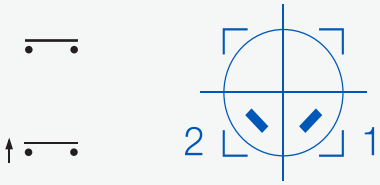

7003
Single Contact (with light)
ON - OFF

7004
Single Contact (momentary) with light
ON - OFF

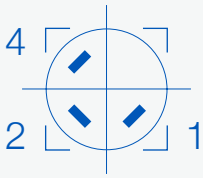

7050
Double Contact
ON - OFF

7051
Double Contact with light
ON - OFF

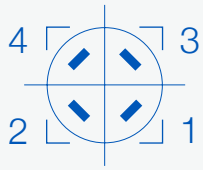

7053
Double Contact with light
ON - OFF

7054
Double Contact (momentary ON) with light
ON - OFF

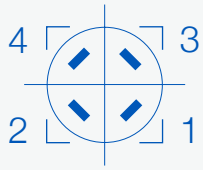

7030
Indicator
UL E63363
CSA LR29381

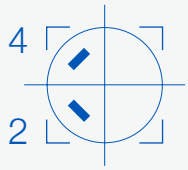

Actuator

A Round actuator shown in F body

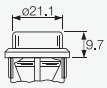

A Round actuator shown in G body

B Round actuator - medium shown in F body

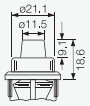

C Round actuator - long shown in F body

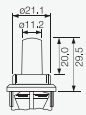

D Round actuator - sub panel mount

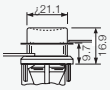

S Rectangular actuator Shown in "A" body N/A for 7030

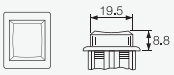

Body Code

Panel cut-outs

F H G

Body types fit either cut-out

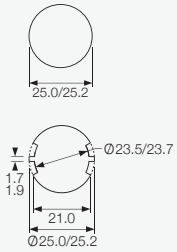

A

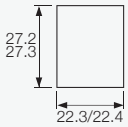

Cut-outs must be punched in the direction of insertion

Dimensions

Panel thickness:
A - 0.8 - 2.5mm
F, G, H - 0.8 - 5.0mm

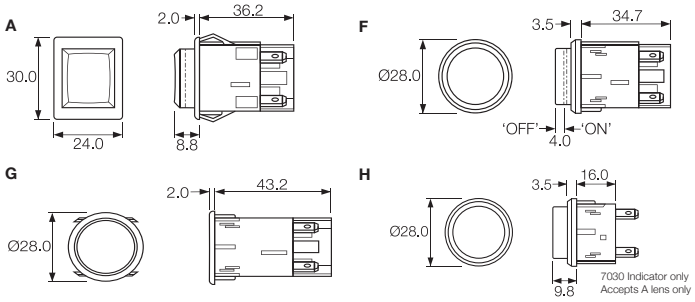

Examples

C7000AF - - -

C7003AF - - -

C7050SA - - -

C7053AG - - -

Body Colour	Actuator Colour	Lamp Voltage	Legend	Legend Colour	Options
	LIT				Finish Matt finish is standard on bodies. Gloss finish is standard on actuators.
B Black	**A** Amber	**_** None			Colour Call sales for custom colours. A full range is available for large orders.
W White	**C** Clear	**2** 125V Neon			Legend printing A wide range is available or call sales for custom legends.
	G Green	**3** 250V Neon			Lamp voltage Call sales for details of available voltages.
	R Red	**7** 12V Filament			Weatherproof housing (E) Additional housing which fits round body switches with an oversize housing with a clear silicone cover designed to IP65. Mounting hole dia: 38.0mm
	UNLIT	**8** 24V Filament			
	B Black				
	R Red				
	W White				

0911 Push Button Switches

0.5A 250Vac

C0911RB - - -

C0911PB - - -

C0911KB - - -

Key Features

- Snap action switches
- Ratings up to 16A, 250Vac
- Round and rectangular buttons

Approvals and specifications

16(4)A 250Vac 5E4 T85

16A 125/250Vac 3/4hp T85 50E3
125V 1/2 HP, 250V 3/4 HP, 0.4A 125Vdc, 0.2A 250Vdc

Approvals apply to switch mechanism only.
μ contact gap.

Dimensions

R

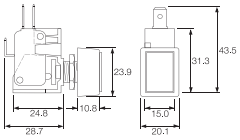

P

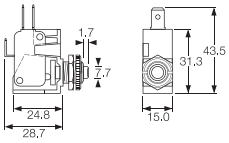

K & N

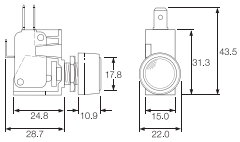

Terminal	Function	Actuator	Body Code	Options
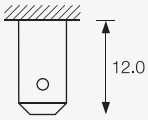	**0911** (momentary) ON - ON	**R** Rectangular bezel 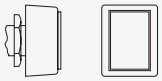 **P** Short  **K** with satin chrome bezel **N** with nylon bezel	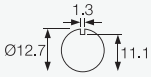 Panel Cut-out Panel thickness Both nuts 2.5mm No backnut 4.0mm	Call factory for custom colours

Key Features

- Self wiping contacts
- Slow make & break
- Momentary action
- Choice of switch circuits
- Choice of actuators

Approvals and specifications

In house test:
0.5A 250Vac T85 — Indicative rating only

Dimensions

Dimensions (mm) Nylon S and L actuators

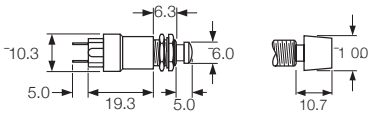

Neck thread - 40 TPI Whit. Actuator travel - 2.5 max

Stainless steel V actuator (IP66)

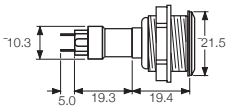

Neck thread - 26 TPI Whit. Actuator travel - 2.5 max

Terminal	Function	Actuator	Body Code	Options
T 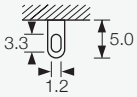 Solder	**0916** Black base SP ON - OFF (momentary) **0917** 50V only Brown base SP ON - OFF (momentary 1 side) **0918** White base SP ON - OFF (momentary OFF) **0919** Black base DP ON - OFF (momentary 1 side) **0920** White base DP ON - OFF (momentary ON)	**S** Small Actuator **L** Large Actuator **V** Vandal Resistant IP66 Flattop Stainless Steel 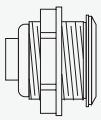	 Panel Cut-out (L & S Actuators) Panel thickness Both nuts - 2.5mm No Backnut - 4.0 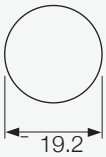 Panel Cut-out (Stainles Steel V Actuator) Panel thickness - 8.0mm	Finish Gloss finish for L and S actuators. Colour Call sales for custom colours. A full range is available for large orders.