

📄 Dismantling Instructions

LED tube light

Item no: 2525882

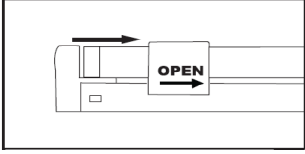
1 Dismantling recommendations

- Disconnect from power supply.
- Ask help from a professional if needed.

2 Dismantling instructions

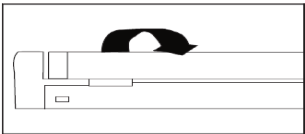
Step 1

Push the can out.



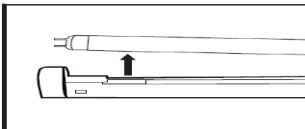
Step 2

Turn the LED tube 90 degrees.



Step 3

Take out the LED.



This is a publication by Conrad Electronic SE, Klaus-Conrad-Str. 1, D-92240 Hirschau (www.conrad.com).

All rights including translation reserved. Reproduction by any method (e.g. photocopying, microfilming or the capture in electronic data processing systems) requires prior written approval from the editor. Reprinting, also in part, is prohibited. This publication reflects the technical status at the time of printing.

Copyright by Conrad Electronic SE.

*2525882_V1_0622_hs_en 569540619 I1/O1 en