


Standard Surface-Mounting Slide DIP Switches



- Gold-plated twin contacts ensure high reliability.
- Washable, with seal tape available.
- Models with from 1 to 10 poles meet wide needs.
- Embossed taping available for small-reel 100 pcs/500 pcs.



RoHS Compliant




■List of Models

Tube Packaging

| No. of poles | Quantity per tube | Type | | Flat actuator | | Raised actuator |
|--------------|-------------------|------|-------------------|--|---|-----------------|
| | | | | Standard | With seal tape | |
| | | | |  |  | |
| 1 | 130 | | A6S-1101-H | A6S-1102-H | A6S-1104-H | |
| 2 | 76 | | A6S-2101-H | A6S-2102-H | A6S-2104-H | |
| 3 | 55 | | A6S-3101-H | A6S-3102-H | A6S-3104-H | |
| 4 | 42 | | A6S-4101-H | A6S-4102-H | A6S-4104-H | |
| 5 | 35 | | A6S-5101-H | A6S-5102-H | A6S-5104-H | |
| 6 | 28 | | A6S-6101-H | A6S-6102-H | A6S-6104-H | |
| 7 | 25 | | A6S-7101-H | A6S-7102-H | A6S-7104-H | |
| 8 | 22 | | A6S-8101-H | A6S-8102-H | A6S-8104-H | |
| 9 | 20 | | A6S-9101-H | A6S-9102-H | A6S-9104-H | |
| 10 | 18 | | A6S-0101-H | A6S-0102-H | A6S-0104-H | |

Note: Order in multiples of the package quantity.




Embossed Taping (Standard reel)

| Type | | Flat actuator | | Raised actuator | |
|--------------|-------------------|---|---|-------------------|---|
| | | Standard | With seal tape | | |
| No. of poles | Quantity per reel |  |  | Quantity per reel |  |
| | 800 | A6S-1101-PH | A6S-1102-PH | | 800 |
| 2 | 900 | A6S-2101-PH | A6S-2102-PH | 700 | A6S-2104-PH |
| 3 | | A6S-3101-PH | A6S-3102-PH | 700 | A6S-3104-PH |
| 4 | | A6S-4101-PH | A6S-4102-PH | 700 | A6S-4104-PH |
| 5 | | A6S-5101-PH | A6S-5102-PH | 800 | A6S-5104-PH |
| 6 | | A6S-6101-PH | A6S-6102-PH | 700 | A6S-6104-PH |
| 7 | | A6S-7101-PH | A6S-7102-PH | 800 | A6S-7104-PH |
| 8 | | A6S-8101-PH | A6S-8102-PH | 700 | A6S-8104-PH |
| 9 | | --- (See note 2.) | A6S-9102-PH | 700 | A6S-9104-PH |
| 10 | | --- (See note 2.) | A6S-0102-PH | 700 | A6S-0104-PH |

Note: 1. Order in multiples of the package quantity.

2. Models with a different number of poles than those listed here can also be ordered. For details, consult your OMRON sales representative.




Embossed Taping (Small reel)

| Type | | Flat actuator | | Raised actuator |
|--------------|-------------------|---|---|---|
| | | Standard | With seal tape | |
| No. of poles | Quantity per reel |  |  |  |
| | 400 | --- (See note 2.) | A6S-2102-PMH | --- (See note 2.) |
| 3 | 400 | A6S-3101-PMH | --- (See note 2.) | --- (See note 2.) |
| 4 | | A6S-4101-PMH | A6S-4102-PMH | A6S-4104-PMH |
| 6 | | A6S-6101-PMH | A6S-6102-PMH | A6S-6104-PMH |
| 8 | | A6S-8101-PMH | A6S-8102-PMH | A6S-8104-PMH |
| 10 | | A6S-0101-PMH | A6S-0102-PMH | A6S-0104-PMH |

Note: 1. Order in multiples of the package quantity.

2. Models with a different number of poles than those listed here can also be ordered. For details, consult your OMRON sales representative.

Embossed Taping (100 pcs reel)

| Type | | Flat actuator | | Raised actuator |
|--------------|-------------------|---|---|---|
| | | Standard | With seal tape | |
| No. of poles | Quantity per reel |  |  |  |
| | 100 | A6S-1101-H-R100 | A6S-1102-H-R100 | A6S-1104-H-R100 |
| 2 | 100 | A6S-2101-H-R100 | A6S-2102-H-R100 | A6S-2104-H-R100 |
| 3 | | A6S-3101-H-R100 | A6S-3102-H-R100 | A6S-3104-H-R100 |
| 4 | | A6S-4101-H-R100 | A6S-4102-H-R100 | A6S-4104-H-R100 |
| 5 | | A6S-5101-H-R100 | A6S-5102-H-R100 | A6S-5104-H-R100 |
| 6 | | A6S-6101-H-R100 | A6S-6102-H-R100 | A6S-6104-H-R100 |
| 7 | | A6S-7101-H-R100 | A6S-7102-H-R100 | A6S-7104-H-R100 |
| 8 | | A6S-8101-H-R100 | A6S-8102-H-R100 | A6S-8104-H-R100 |
| 9 | | A6S-9101-H-R100 | A6S-9102-H-R100 | A6S-9104-H-R100 |
| 10 | | A6S-0101-H-R100 | A6S-0102-H-R100 | A6S-0104-H-R100 |

Ratings/Characteristics

| | | |
|------------------------------------|--|--------------------------------------|
| Rating (resistive load) | 25 mA at 24 VDC 10 μ A (minimum current) at 3.5 VDC | |
| Ambient operating temperature | -20 to +70°C at 60% max. (with no icing or condensation) | |
| Ambient operating humidity | 35% to 95% (at +5 to +35°C) | |
| Insulation resistance | 100 M Ω min. (at 250 VDC with insulation tester) | |
| Contact resistance (initial value) | 200 m Ω max. | |
| Dielectric strength | Between terminals | 500 VAC for 1 min |
| Vibration resistance | Malfunction | 10 to 55 Hz, 1.5-mm double amplitude |

| | | |
|----------------------|-------------|--|
| Shock resistance | Malfunction | 300 m/s ² min. |
| Durability | Electrical | 1,000 operations min. |
| Washing | | Standard models: Not possible, Models with seal tape: Possible, Models with raised actuators: Not possible |
| Degree of protection | | IEC IP40 |
| Operating force | | 0.29 to 9.8 N (30 to 1,000 gf) |
| Weight | | 0.25 g (2 poles) 0.41 g (4 poles) 0.58 g (6 poles) 0.73 g (8 poles) 0.87 g (10 poles) |

Dimensions (Unit: mm)

● Flat Actuator

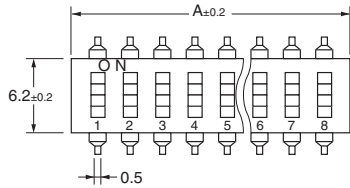

Standard

A6S-□101-H

A6S-□101-PH

A6S-□101-PMH

A6S-□101-H-R100



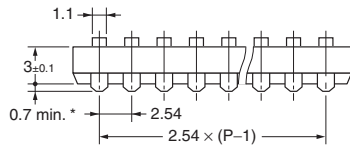

With Seal Tape

A6S-□102-H

A6S-□102-PH

A6S-□102-PMH

A6S-□102-H-R100



* 1 pole type is 0 to 0.15 mm


● Raised Actuator

A6S-□104-H

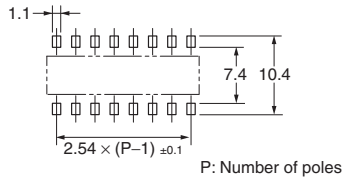
A6S-□104-PH

A6S-□104-PMH

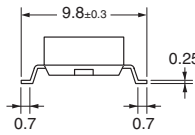
A6S-□104-H-R100



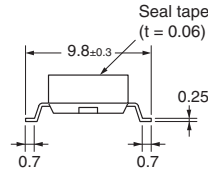
PCB Dimensions (Reference)
(Top View)



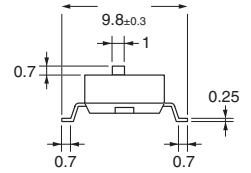
Flat Actuator
Standard



Flat Actuator
With Seal Tape



Raised Actuator

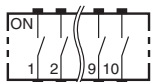


| No. of poles | Model | | | Dimension A |
|--------------|---------------|----------------|-----------------|-------------|
| | Flat Actuator | | Raised Actuator | |
| | Standard | With Seal Tape | | |
| 1 | A6S-1101-H | A6S-1102-H | A6S-1104-H | 3.48 |
| 2 | A6S-2101-H | A6S-2102-H | A6S-2104-H | 6.02 |
| 3 | A6S-3101-H | A6S-3102-H | A6S-3104-H | 8.56 |
| 4 | A6S-4101-H | A6S-4102-H | A6S-4104-H | 11.10 |
| 5 | A6S-5101-H | A6S-5102-H | A6S-5104-H | 13.64 |
| 6 | A6S-6101-H | A6S-6102-H | A6S-6104-H | 16.18 |
| 7 | A6S-7101-H | A6S-7102-H | A6S-7104-H | 18.72 |
| 8 | A6S-8101-H | A6S-8102-H | A6S-8104-H | 21.26 |
| 9 | A6S-9101-H | A6S-9102-H | A6S-9104-H | 23.80 |
| 10 | A6S-0101-H | A6S-0102-H | A6S-0104-H | 26.34 |

Note: Unless otherwise specified, a tolerance of ±0.4 mm applies to all dimensions.

Internal Connections

Contact Form (Top View)



Precautions

Be sure to read the Safety precautions common to all DIP Switches for correct use.

Please check each region's Terms & Conditions by region website.

OMRON Corporation

Device & Module Solutions Company

Regional Contact

Americas

<https://components.omron.com/us>

Asia-Pacific

<https://components.omron.com/ap>

Korea

<https://components.omron.com/kr>

Europe

<https://components.omron.com/eu>

China

<https://components.omron.com.cn>

Japan

<https://components.omron.com/jp>