

Power outlets for electrical enclosures


7U
SERIES



Panels for electrical distribution



Control panels



Power outlets for electrical enclosures

Type 7U.00.8.230.00x0

- Grey

Type 7U.00.8.230.00x2

- Yellow

- Available with or without voltage presence LED in socket
- Compatible with Schuko and Italian Bipasso
- Up to 16 A
- Panel or rail 35mm (EN 60715) mounting

7U.00

Screw terminals



NEW 7U.00.8.230.00x0



- Grey color RAL 7035
- Shuko + Italian Bipasso 10/16 A

NEW 7U.00.8.230.00x2



- Yellow color RAL 1021 (see Safety Notes)
- Shuko + Italian Bipasso 10/16 A

For outline drawing see page 5

Supply specifications

Nominal voltage (U _N)	V AC (50/60 Hz)	230	230
Nominal current (I _N)	A	16	16

Technical data

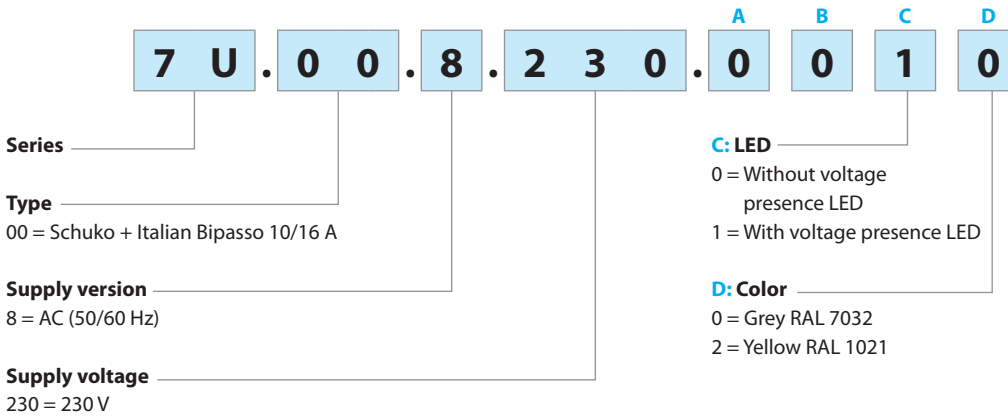
Electrical connection	Screw terminals		
Fitting orientation	Vertical		
Ambient temperature	°C	-40...+70	-40...+70
Environmental protection	II		
Protection category	IP 20		IP 20

Approvals (according to type)



Ordering information

Example: 7U Series, socket for the cabinet, grey color, schuko + Italian Bipasso, 230 V AC, with voltage presence LED.



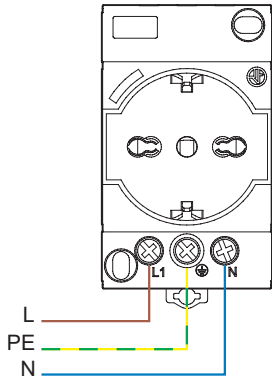
General data

Terminal insulation		solid cable	stranded cable
Max. wire size	mm ²	1 x 10 / 2 x 6	1 x 10 / 2 x 6
	AWG	1 x 8 / 2 x 10	1 x 8 / 2 x 10
Min. wire size	mm ²	1 x 0.5	1 x 0.5
	AWG	1 x 20	1 x 20
Wire strip length	mm	9	
Screw torque	Nm	0.5	

G

Wiring diagrams

Type 7U.00



Electric shock hazard

Safety notes

Any equipment within an electrical system that remains live after turning off at the main switch, must be marked in compliance with standards DIN VDE 0105-1 and IEC 204-1 / EN 60204-1 / DIN VDE 0113 Part 1, as well as the VBG 4 accident prevention regulations.

For these applications use the yellow power outlet.

Outline drawing

Type 7U.00
Screw terminals

