


# HART Termination Board

## HiSHPTB/32/HONB-AO-R-01



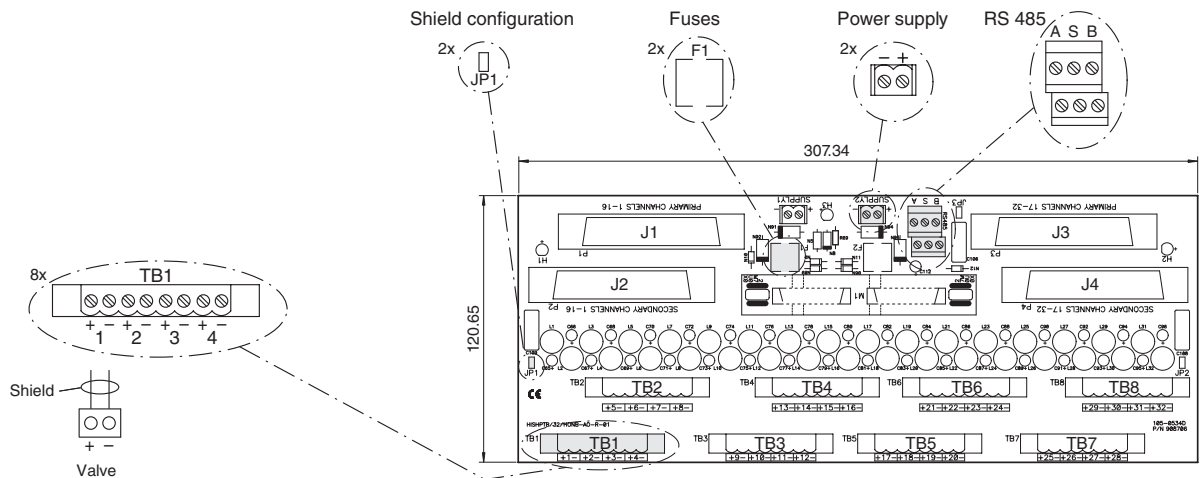
- TDC 3000 replacement FTA
- Short-circuit protected
- HART analog output filters
- Redundant PCS wirings
- Redundant power supply connections
- Field terminal blocks that are Honeywell FTA compatible
- Honeywell "B" size footprint



### Function

The Termination Board is a Field Termination Assembly (FTA) that is designed as a replacement for the TDC3000 redundant analog input FTA. The FTA in conjunction with a Multiplexer HiDMux2700 will extract the digital HART data from standard 4 mA ... 20 mA loops. The HART Termination Board interfaces up to 32 field located HART devices to a DCS.

### Connection



### Technical Data

<b>Supply</b>	
Rated voltage	$U_r$ 24 V DC
Fusing	315 mA , 5 x 20 mm (0.2 x 0.8 inch)
Power dissipation	0.7 W , with Multiplexer
Reverse polarity protection	yes
<b>HART signal channels (intrinsically safe)</b>	
HART signal channels	
Number of channels	32 unbalanced signal loops
<b>Redundancy</b>	
Supply	yes
<b>Galvanic isolation</b>	
HART signal channels	30 V DC

Release date: 2022-02-18 Date of issue: 2022-02-18 Filename: 907308\_eng.pdf

Refer to "General Notes Relating to Pepperl+Fuchs Product Information".

Pepperl+Fuchs Group  
www.pepperl-fuchs.com

USA: +1 330 486 0002  
pa-info@us.pepperl-fuchs.com


Germany: +49 621 776 2222  
pa-info@de.pepperl-fuchs.com

Singapore: +65 6779 9091  
pa-info@sg.pepperl-fuchs.com

PEPPERL+FUCHS

## Technical Data

<b>Ambient conditions</b>	
Ambient temperature	0 ... 55 °C (32 ... 131 °F)
Relative humidity	5 ... 90 %, non-condensing
<b>Mechanical specifications</b>	
Core cross section	2.5 mm <sup>2</sup> (16 AWG)
Connection	field side: 5.08 mm removable screw terminals control side: 50-pin Centronics plug RS-485 interface: 5.08 mm removable screw terminals power: removable screw terminals
Mass	approx. 500 g
Dimensions	333 x 127 x 190 mm (13.1 x 5 x 7.5 inch) (W x H x D) , depth including module assembly with HiDMux2700
Mounting	DIN rail mounting
<b>General information</b>	
Supplementary information	Observe the certificates, declarations of conformity, instruction manuals, and manuals where applicable. For information see <a href="http://www.pepperl-fuchs.com">www.pepperl-fuchs.com</a> .



## Additional Information

### Product versions

HiSHPTB/32/HONB-AO-R-01	version for panel mounting
HiSHPTB/32/HONB-AO-R-01-DIN	version for DIN rail mounting

### Connection assignment

Terminal block	Channel	Connection
TB1	1 ... 4	(+, -)
TB2	5 ... 8	(+, -)
TB3	9 ... 12	(+, -)
TB4	13 ... 16	(+, -)
TB5	17 ... 20	(+, -)
TB6	21 ... 24	(+, -)
TB7	25 ... 28	(+, -)
TB8	29 ... 32	(+, -)

### Configuration

Connector	Channels
J1	1 ... 16, primary
J2	1 ... 16, secondary
J3	17 ... 32, primary redundant
J4	17 ... 32, secondary redundant

Jumper	Analog output redundant	Galvanic grounding	Capacitive grounding
JP1	DCS side channels 1 ... 16 (primary and secondary)	closed	opened
JP2	DCS side channels 17 ... 32 (primary and secondary)	closed	opened
JP3	RS 485	closed	opened

### Honeywell IOP interface

- MU-PAOY22