


HART Termination Board

HiSHPTB/32/HONB-AI-01



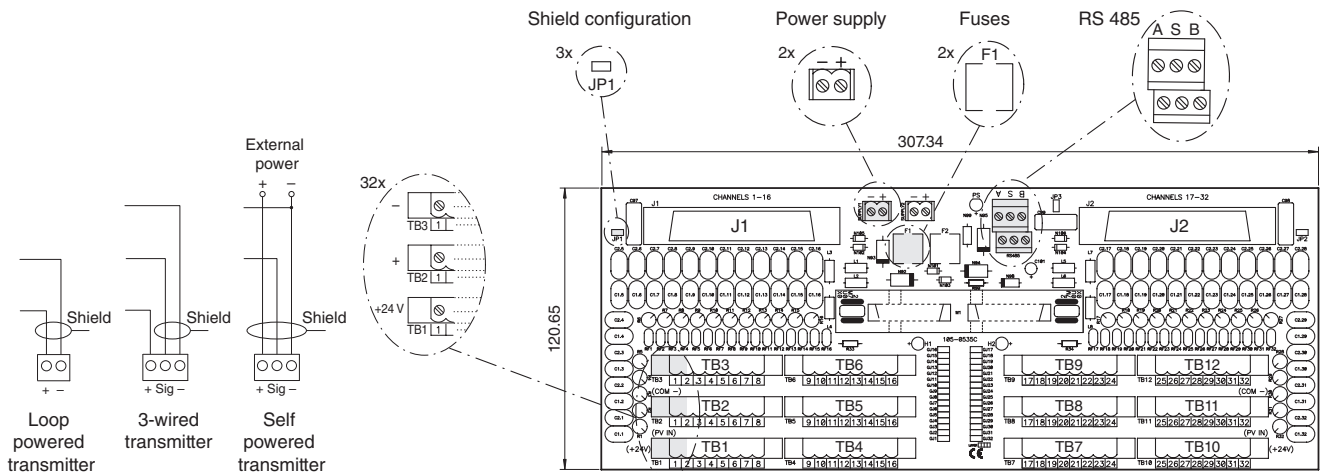
- TDC 3000 replacement FTA
- Short-circuit protected
- Process control system wirings
- Redundant power supply connections
- Field terminal blocks that are Honeywell FTA compatible
- Honeywell "B" size footprint



Function

The Termination Board is a Field Termination Assembly (FTA) that is designed as a replacement for the TDC3000 simplex analog input FTA. The FTA in conjunction with a Multiplexer HiDMux2700 will extract the digital HART data from standard 4 mA ... 20 mA loops. The HART Termination Board interfaces up to 32 field located HART devices to a DCS.

Connection



Technical Data

Supply	
Rated voltage	U_r 20 ... 30 V DC
Fusing	315 mA , 5 x 20 mm (0.2 x 0.8 inch)
Power dissipation	0.7 W , with Multiplexer
Reverse polarity protection	yes
HART signal channels (intrinsically safe)	
HART signal channels	
Number of channels	32 unbalanced signal loops
Redundancy	
Supply	yes
Galvanic isolation	
HART signal channels	30 V DC

Release date: 2022-02-18 Date of issue: 2022-02-18 Filename: 908291_eng.pdf

Refer to "General Notes Relating to Pepperl+Fuchs Product Information".

Pepperl+Fuchs Group
www.pepperl-fuchs.com

USA: +1 330 486 0002
pa-info@us.pepperl-fuchs.com

Germany: +49 621 776 2222
pa-info@de.pepperl-fuchs.com


Singapore: +65 6779 9091
pa-info@sg.pepperl-fuchs.com

PEPPERL+FUCHS

Technical Data

Ambient conditions	
Ambient temperature	0 ... 55 °C (32 ... 131 °F)
Relative humidity	5 ... 90 %, non-condensing
Mechanical specifications	
Core cross section	2.5 mm ² (16 AWG)
Connection	field side: 5.08 mm removable screw terminals control side: 50-pin Centronics plug RS-485 interface: 5.08 mm removable screw terminals power: removable screw terminals
Mass	approx. 500 g
Dimensions	333 x 127 x 190 mm (13.1 x 5 x 7.5 inch) (W x H x D) , depth including module assembly with HiDMux2700
Mounting	DIN rail mounting
General information	
Supplementary information	Observe the certificates, declarations of conformity, instruction manuals, and manuals where applicable. For information see www.pepperl-fuchs.com .

Assembly



Additional Information

Product versions

HiSHPTB/32/HONB-AI-01	version for panel mounting
HiSHPTB/32/HONB-AI-01-DIN	version for DIN rail mounting

Connection assignment

Terminal block	Channel	Connection
TB1	1 ... 8	(P)
TB2	1 ... 8	(+)
TB3	1 ... 8	(-)
TB4	9 ... 16	(P)
TB5	9 ... 16	(+)
TB6	9 ... 16	(-)
TB7	17 ... 24	(P)
TB8	17 ... 24	(+)
TB9	17 ... 24	(-)
TB10	25 ... 32	(P)
TB11	25 ... 32	(+)
TB12	25 ... 32	(-)

Configuration

Connector	Channels
J1	1 ... 16
J2	17 ... 32

Jumper	Analog input simplex	Galvanic grounding	Capacitive grounding
JP1	DCS side channels 1 ... 16	closed	opened
JP2	DCS side channels 17 ... 32	closed	opened
JP3	RS 485	closed	opened

Honeywell IOP interfaces

- MU-PAIH01
- MU-PAIH02
- MC-PAIH02
- MU-PAIH03