



Passive Components > Resistors > Through-Hole Resistors



Resistor Type: **General Purpose Resistor**

Passive Component Dimensions: **54 x 8.5 mm**

Number of Terminations: **2**

Packaging Method: **Box**

Passive Component Tolerance: **5 %**

Features

Product Type Features

Product Type	Fixed Resistor
Resistor Type	General Purpose Resistor
Element Type	Metal Oxide Film

Configuration Features

Number of Resistors	1
---------------------	---

Electrical Characteristics

Voltage Rating	750 V
Passive Component Tolerance	5 %
Resistance Class	Up to 1kΩ
Resistance Value	91 Ω
Power Rating	9 W

Body Features

Passive Component Lead Type	Axial-Leaded
-----------------------------	--------------

Termination Features

Number of Terminations	2
Passive Component Termination Material Type	Tinned Copper Leads

Dimensions

Passive Component Dimensions	54 x 8.5 mm
------------------------------	-------------

Usage Conditions

Operating Temperature Range	-55 – 155 °C
Temperature Coefficient	±350 ppm/°C

Packaging Features

Packaging Method	Box
------------------	-----

Product Compliance

[For compliance documentation, visit the product page on TE.com>](#)

EU RoHS Directive 2011/65/EU	Compliant
EU ELV Directive 2000/53/EC	Compliant
China RoHS 2 Directive MIIT Order No 32, 2016	No Restricted Materials Above Threshold
EU REACH Regulation (EC) No. 1907/2006	Current ECHA Candidate List: JUNE 2022 (224) Candidate List Declared Against: JUNE 2022 (224) Does not contain REACH SVHC
Halogen Content	Low Halogen - Br, Cl, F, I < 900 ppm per homogenous material. Also BFR/CFR/PVC Free
Solder Process Capability	Wave solder capable to 265°C

Product Compliance Disclaimer

This information is provided based on reasonable inquiry of our suppliers and represents our current actual knowledge based on the information they provided. This information is subject to change. The part numbers that TE has identified as EU RoHS compliant have a maximum concentration of 0.1% by weight in homogenous materials for lead, hexavalent chromium, mercury, PBB, PBDE, DBP, BBP, DEHP, DIBP, and 0.01% for cadmium, or qualify for an exemption to these limits as defined in the Annexes of Directive 2011/65/EU (RoHS2). Finished electrical and electronic equipment products will be CE marked as required by Directive 2011/65/EU. Components may not be CE marked. Additionally, the part numbers that TE has identified as EU ELV compliant have a maximum concentration of 0.1% by weight in homogenous materials for lead, hexavalent chromium, and mercury, and 0.01% for cadmium, or qualify for an exemption to these limits as defined in the Annexes of Directive 2000/53/EC (ELV). Regarding the REACH Regulation, the information TE provides on SVHC in articles for this part number is based on the latest European Chemicals Agency (ECHA) 'Guidance on requirements for substances in articles' posted at this URL: <https://echa.europa.eu/guidance-documents/guidance-on-reach>

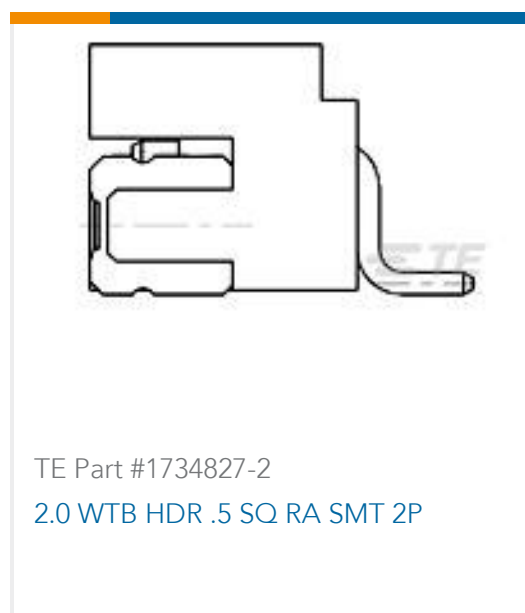
Compatible Parts

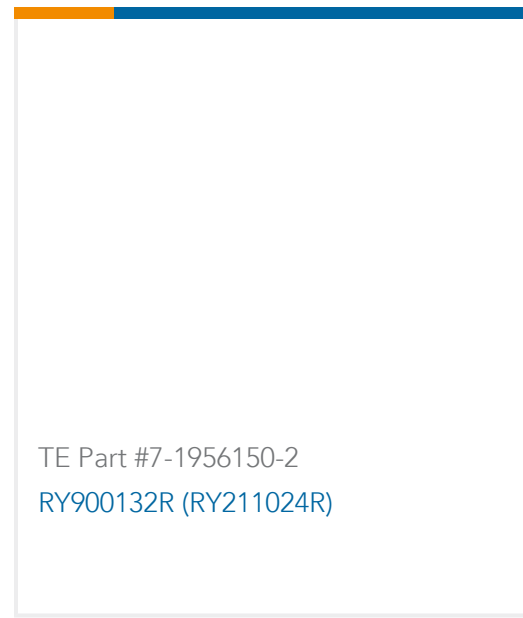
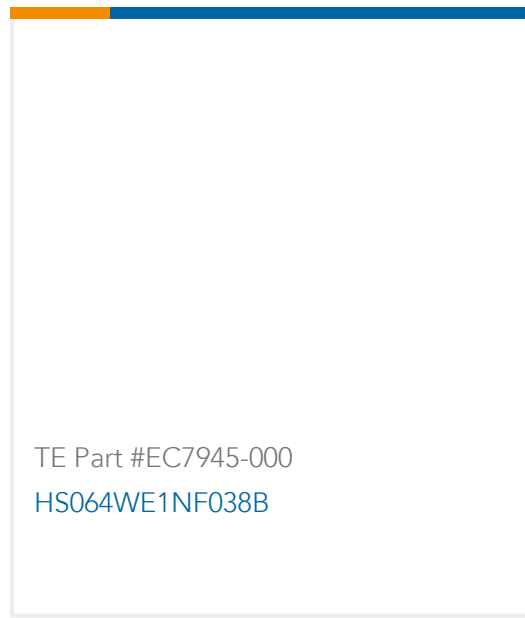


Also in the Series | **Neohm ROX**



Customers Also Bought





Documents

Product Drawings

[9W STD M/OX 5% 91R](#)

English

CAD Files

[3D PDF](#)

3D

Customer View Model

[ENG_CVM_CVM_2176416-7_BA.2d_dxf.zip](#)

English

Customer View Model

[ENG_CVM_CVM_2176416-7_BA.3d_igs.zip](#)

English

Customer View Model

[ENG_CVM_CVM_2176416-7_BA.3d_stp.zip](#)

English

By downloading the CAD file I accept and agree to the [Terms and Conditions](#) of use.

Datasheets & Catalog Pages

[Flame Proof Power Metal Oxide Film Resistors - Type ROX Series - Tyco Electronics Passives](#)

English