

3-1415356-1 ✓ ACTIVE

SCHRACK | SCHRACK Miniature Power PCB Relay PB

TE Internal #: 3-1415356-1

Power Relays, Standard, Monostable, DC, 360 mW Coil Power Rating DC, 225 Ω Coil Resistance, 9 VDC Coil Voltage, SCHRACK Miniature Power PCB Relay PB

[View on TE.com >](#)



Relays, Contactors & Switches > Relays > Power Relays



Power Relay Type: **Standard**

Coil Magnetic System: **Monostable, DC**

Coil Power Rating Class: **300 – 400 mW**

Coil Power Rating DC: **360 mW**

Coil Resistance: **225 Ω**

Features

Product Type Features

Power Relay Type	Standard
------------------	----------

Electrical Characteristics

Insulation Initial Dielectric Between Coil & Contact Class	1500 – 2500 V
Insulation Initial Dielectric Between Open Contacts	1000 Vrms
Contact Limiting Making Current	10 A
Contact Limiting Short-Time Current	6 A
Contact Limiting Continuous Current	6.5 A
Insulation Creepage Class	3 – 5.5 mm
Insulation Initial Dielectric Between Contacts & Coil	2500 Vrms
Insulation Creepage Between Contact & Coil	5 mm [.197 in]
Contact Limiting Breaking Current	6 A
Coil Magnetic System	Monostable, DC
Coil Power Rating Class	300 – 400 mW
Coil Power Rating DC	360 mW



Coil Resistance	225 Ω
Coil Voltage Rating	9 VDC
Contact Switching Voltage (Max)	400 VAC
Contact Voltage Rating	250 VAC

Body Features

Insulation Special Features	Tracking Index of Relay Base PTI250
Product Weight	5.4 g[.19 oz]

Contact Features

Contact Arrangement	1 Form A (NO)
Contact Current Class	5 – 10 A, 16 A
Contact Current Rating (Max)	6 A
Contact Material	AgNi90/10
Contact Number of Poles	1
Relay Terminal Type	PCB-THT

Mechanical Attachment

Relay Mounting Type	Printed Circuit Board
---------------------	-----------------------

Dimensions

Length Class (Mechanical)	14 – 16 mm
Insulation Clearance Class	2.5 – 4 mm
Height Class (Mechanical)	16 – 20 mm
Insulation Clearance Between Contact & Coil	4 mm[.157 in]
Width Class (Mechanical)	12 – 16 mm
Product Width	15 mm[.591 in]
Product Length	15 mm[.591 in]
Product Height	20 mm[.787 in]

Usage Conditions

Environmental Ambient Temperature Class	85 – 105 $^{\circ}$ C
Environmental Ambient Temperature (Max)	105 $^{\circ}$ C[221 $^{\circ}$ F]

Packaging Features

Packaging Method	Tube
------------------	------

Product Compliance

[For compliance documentation, visit the product page on TE.com>](#)

EU RoHS Directive 2011/65/EU	Compliant
EU ELV Directive 2000/53/EC	Compliant
China RoHS 2 Directive MIIT Order No 32, 2016	No Restricted Materials Above Threshold
EU REACH Regulation (EC) No. 1907/2006	Current ECHA Candidate List: JUNE 2022 (224) Candidate List Declared Against: JUNE 2022 (224) Does not contain REACH SVHC
Halogen Content	Not Low Halogen - contains Br or Cl > 900 ppm.
Solder Process Capability	Wave solder capable to 265°C


Product Compliance Disclaimer

This information is provided based on reasonable inquiry of our suppliers and represents our current actual knowledge based on the information they provided. This information is subject to change. The part numbers that TE has identified as EU RoHS compliant have a maximum concentration of 0.1% by weight in homogenous materials for lead, hexavalent chromium, mercury, PBB, PBDE, DBP, BBP, DEHP, DIBP, and 0.01% for cadmium, or qualify for an exemption to these limits as defined in the Annexes of Directive 2011/65/EU (RoHS2). Finished electrical and electronic equipment products will be CE marked as required by Directive 2011/65/EU. Components may not be CE marked. Additionally, the part numbers that TE has identified as EU ELV compliant have a maximum concentration of 0.1% by weight in homogenous materials for lead, hexavalent chromium, and mercury, and 0.01% for cadmium, or qualify for an exemption to these limits as defined in the Annexes of Directive 2000/53/EC (ELV). Regarding the REACH Regulation, the information TE provides on SVHC in articles for this part number is based on the latest European Chemicals Agency (ECHA) 'Guidance on requirements for substances in articles' posted at this URL: <https://echa.europa.eu/guidance-documents/guidance-on-reach>

Compatible Parts

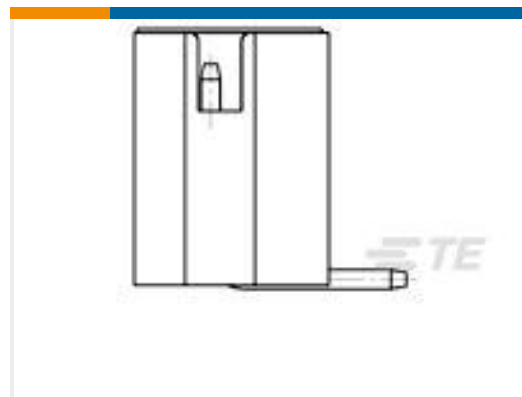


Also in the Series | **SCHRACK Miniature Power PCB Relay PB**



Power Relays(38)

Customers Also Bought




TE Part #1775470-2
HPI CONN., 2.0MM, V/T, SMT, 2P,
80U"



TE Part #2-1415536-0
RTH34024WG



TE Part #1-1740501-3
AMP DUOPLUG2.5 MK II HOUSING
W. PCB LOCK



TE Part #5-1415543-7
RZH3-1A3-D005



TE Part #1721768-2
PCH-105L2M-WG



TE Part #6-440052-2
2.5MM,HDR,2POS,VERTICAL CONN W
/O REGRIND



TE Part #6-440052-3
2.5MM,HDR,3POS,VERTICAL CONN W
/O REGRIND



TE Part #6-440052-4
2.5MM,HDR,4POS,VERTICAL CONN W
/O REGRIND

Documents

CAD Files

Customer View Model

[ENG_CVM_CVM_3-1415356-1_B1.3d_stp.zip](#)

English

Customer View Model

[ENG_CVM_CVM_3-1415356-1_B1.2d_dxf.zip](#)

English

3D PDF

3D

Customer View Model

[ENG_CVM_CVM_3-1415356-1_B1.3d_igs.zip](#)

English

By downloading the CAD file I accept and agree to the [Terms and Conditions](#) of use.

Datasheets & Catalog Pages

Miniature Power PCB Relay PBH

English

3-1415356-1

Power Relays, Standard, Monostable, DC, 360 mW Coil Power Rating DC, 225 Ω Coil Resistance, 9 VDC Coil Voltage, SCHRACK Miniature Power PCB Relay PB

