

341001-7 ✓ ACTIVE

[Positive Lock](#) | [Positive Lock 250](#)

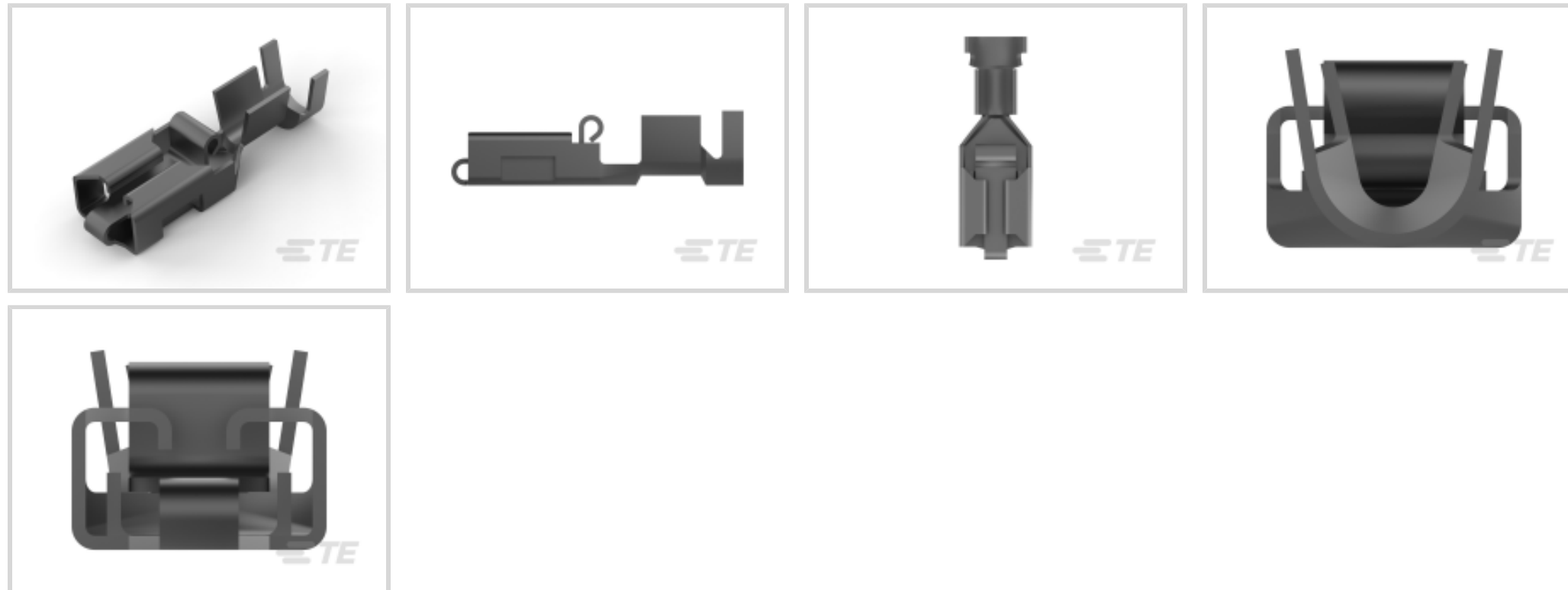
TE Internal #: 341001-7

Quick Disconnects, Receptacle, 13 – 11 AWG Wire Size, 2.62 – 4.17 mm² Wire Size, Mating Tab Width .25 in [6.35 mm], Straight, Positive Lock 250

[View on TE.com >](#)



Terminals & Splices > Quick Disconnects



Quick Disconnect Terminal Type: **Receptacle**

Wire Size: **2.62 – 4.17 mm²**

Mating Tab Width: **6.35 mm [.25 in]**

Mating Tab Thickness: **.81 mm [.032 in]**

Features

Product Type Features

| | |
|-----------------|--------------|
| Terminates To | Wire & Cable |
| Wire Stop | No |
| Wire/Cable Type | FLK |
| Insertion Force | Low |
| Sealable | No |

Configuration Features

| | |
|---------------------|--------|
| Connection Capacity | Single |
|---------------------|--------|

Contact Features

| | |
|--------------------------------|-----------------|
| Quick Disconnect Terminal Type | Receptacle |
| Mating Tab Width | 6.35 mm[.25 in] |
| Mating Tab Thickness | .81 mm[.032 in] |
| Terminal Orientation | Straight |
| Contact Base Material | Phosphor Bronze |
| Terminal Plating Material | Pre-Tin |
| Crimp Type | F-Crimp |



| | |
|-------------|------|
| Barrel Type | Open |
|-------------|------|

Mechanical Attachment

| | |
|-------------------------|----------------|
| Mating Retention Type | Dimple |
| Extraction Force | 7 – 100 Newton |
| Wire Insulation Support | With |

Dimensions

| | |
|--|-------------------------------|
| Accepts Wire Insulation Diameter Range | 3.6 – 4.3 mm [.141 – .169 in] |
| Overall Length | 22.76 mm [.896 in] |
| Receptacle Terminal Stock Thickness | .41 mm [.016 in] |
| Wire Size | 2.62 – 4.17 mm ² |

Usage Conditions

| | |
|-----------------------------|-----------------------------|
| Insulation Option | Uninsulated |
| Operating Temperature Range | -40 – 110 °C [-40 – 230 °F] |

Industry Standards

| | |
|-----------|------------|
| UL Rating | Recognized |
|-----------|------------|

Packaging Features

| | |
|--------------------|--------------------|
| Packaging Quantity | 500 |
| Packaging Method | Loose Piece/Carton |

Product Compliance

[For compliance documentation, visit the product page on TE.com>](#)

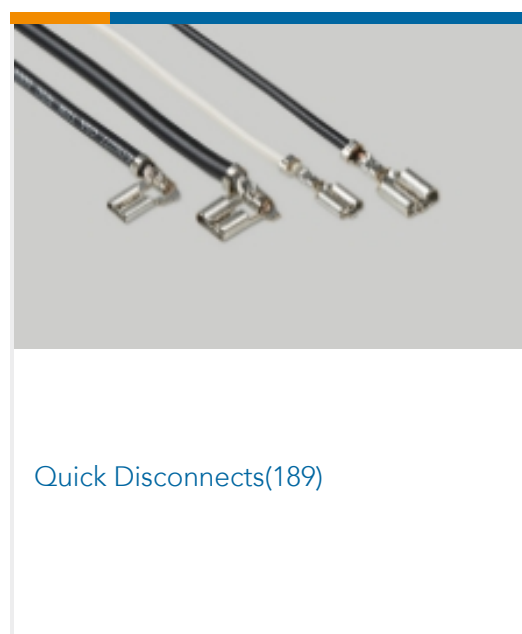
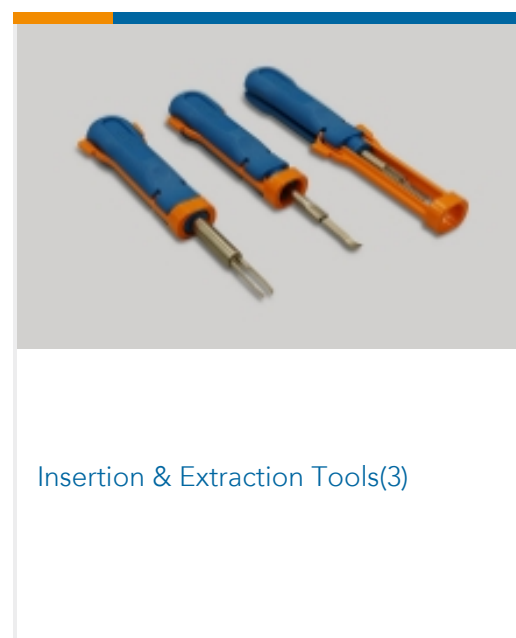
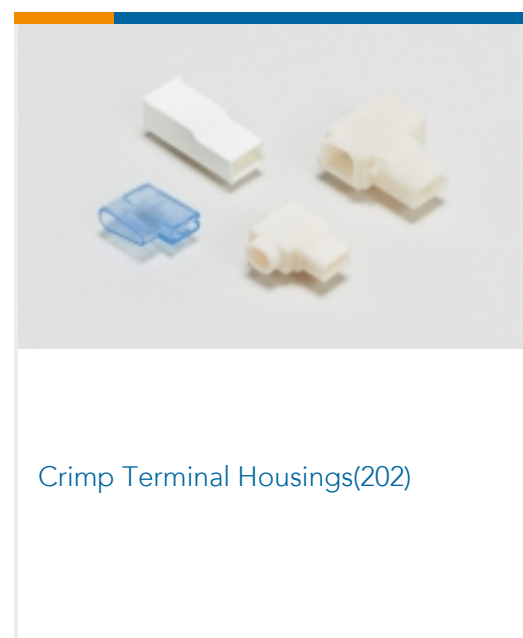

| | |
|---|---|
| EU RoHS Directive 2011/65/EU | Compliant |
| EU ELV Directive 2000/53/EC | Compliant |
| China RoHS 2 Directive MIIT Order No 32, 2016 | No Restricted Materials Above Threshold |
| EU REACH Regulation (EC) No. 1907/2006 | Current ECHA Candidate List: JUNE 2022 (224) Candidate List Declared Against: JUNE 2022 (224) Does not contain REACH SVHC |
| Halogen Content | Low Halogen - Br, Cl, F, I < 900 ppm per homogenous material. Also BFR/CFR/PVC Free |
| Solder Process Capability | Not applicable for solder process capability |

This information is provided based on reasonable inquiry of our suppliers and represents our current actual knowledge based on the information they provided. This information is subject to change. The part numbers that TE has identified as EU RoHS compliant have a maximum concentration of 0.1% by weight in homogenous materials for lead, hexavalent chromium, mercury, PBB, PBDE, DBP, BBP, DEHP, DIBP, and 0.01% for cadmium, or qualify for an exemption to these limits as defined in the Annexes of Directive 2011/65/EU (RoHS2). Finished electrical and electronic equipment products will be CE marked as required by Directive 2011/65/EU. Components may not be CE marked. Additionally, the part numbers that TE has identified as EU ELV compliant have a maximum concentration of 0.1% by weight in homogenous materials for lead, hexavalent chromium, and mercury, and 0.01% for cadmium, or qualify for an exemption to these limits as defined in the Annexes of Directive 2000/53/EC (ELV). Regarding the REACH Regulation, the information TE provides on SVHC in articles for this part number is based on the latest European Chemicals Agency (ECHA) 'Guidance on requirements for substances in articles' posted at this URL: <https://echa.europa.eu/guidance-documents/guidance-on-reach>

Compatible Parts



Also in the Series | Positive Lock 250



Customers Also Bought



Documents

Product Drawings

[PL 250 REC TERMINAL 13-11 PTPPB LP](#)

English

CAD Files

[3D PDF](#)

3D

Customer View Model

[ENG_CVM_CVM_341001-7_C.2d_dxf.zip](#)

English

Customer View Model

[ENG_CVM_CVM_341001-7_C.3d_igs.zip](#)

English

Customer View Model

[ENG_CVM_CVM_341001-7_C.3d_stp.zip](#)

English

By downloading the CAD file I accept and agree to the [Terms and Conditions](#) of use.

Product Specifications



Positive Lock

English

Product Specification

English

Product Environmental Compliance

[MD_341001-7_111320152228_dmtec](#)

English

[MD_341001-7_111320152228_dmtec](#)

English