



PIDG

TE Internal #: 2-323990-1

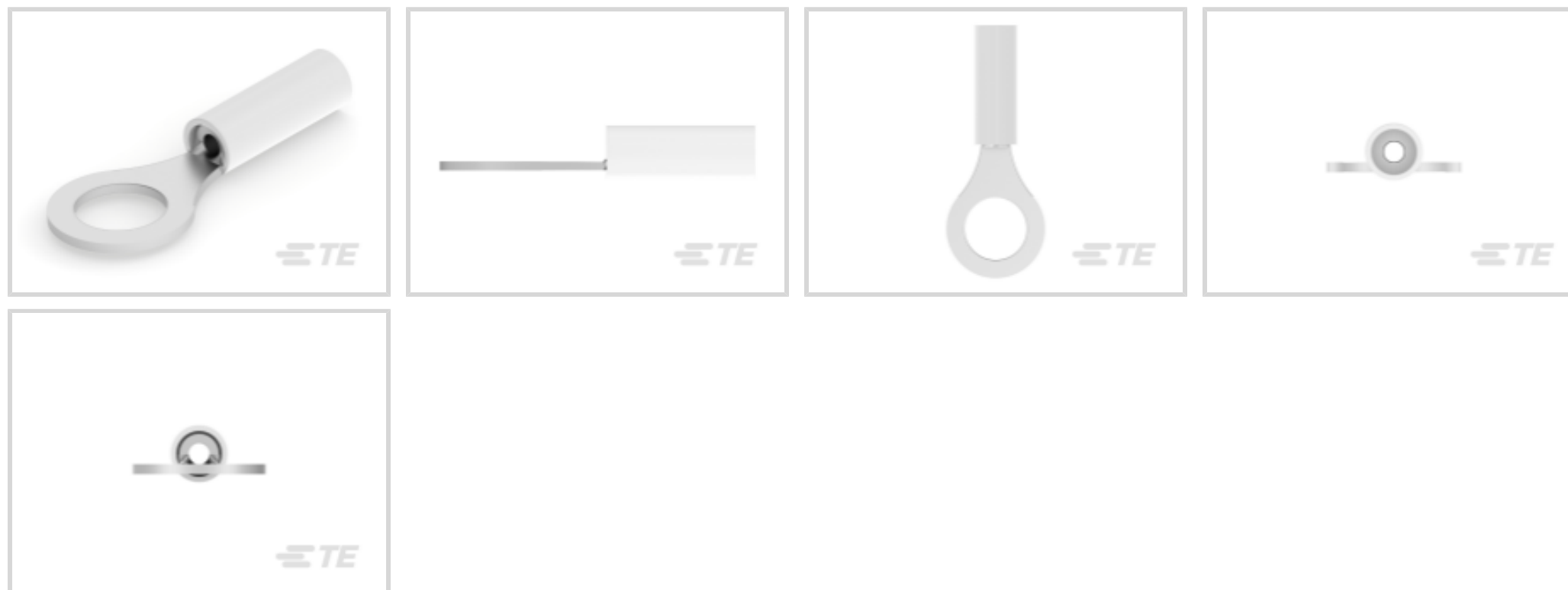
Ring Terminals & Spade Terminals, Ring Tongue, 24 – 20 AWG

Wire Size, .205 – .518 mm² Wire Size, 320 – 1290 CMA Wire Size,

Stud Size #10

[View on TE.com >](#)

Terminals & Splices > Ring Terminals & Spade Terminals > PIDG RING TONGUE TERMINALS



Ring & Spade Terminal Type: **Ring Tongue**

Wire Size: **320 – 1290 CMA**

Stud Size: **#10**

[All PIDG RING TONGUE TERMINALS \(421\)](#)

Features

Product Type Features

| | |
|--|--------------------|
| Shape Description | RING-041 |
| Stud Size | #10 |
| Sealable | No |
| Wire Insulation Support Retention Type | Insulation Support |

Configuration Features

| | |
|-----------------|-------|
| Number of Holes | 1 |
| Terminal Angle | 180 ° |

Electrical Characteristics

| | |
|---------------|-------|
| Voltage (Max) | 300 V |
|---------------|-------|

Body Features

| | |
|------------------|--------|
| Inspection Slot | No |
| Weight per Piece | .917 g |

Contact Features

| | |
|--|--|
| | |
|--|--|



| | |
|----------------------------|-------------|
| Ring & Spade Terminal Type | Ring Tongue |
| Barrel Type | Closed |
| Terminal Orientation | Straight |
| Terminal Plating Material | Tin |

Mechanical Attachment

| | |
|-------------------------|------|
| Wire Insulation Support | With |
|-------------------------|------|

Dimensions

| | |
|--|-----------------------------|
| Wire Size | 320 – 1290 CMA |
| Stud Diameter | 5 mm[.197 in] |
| Tongue Thickness | .79 mm[.031 in] |
| Overall Product Length | 20.85 mm[.821 in] |
| Accepts Wire Insulation Diameter (Max) | 2.54 mm[.1 in] |
| Accepts Wire Insulation Diameter Range | 1.02 – 2.54 mm[.04 – .1 in] |

Usage Conditions

| | |
|-----------------------------|---------------------|
| Insulation Option | Partially Insulated |
| Operating Temperature Range | 105 °C[221 °F] |

Operation/Application

| | |
|---------------------------------------|--------|
| Compatible With Wire Base Material | Copper |
| Compatible With Wire Plating Material | Tin |
| Heavy Duty | No |

Industry Standards

| | |
|----------------------|----|
| Government Qualified | No |
|----------------------|----|

Packaging Features

| | |
|--------------------|--------------|
| Packaging Quantity | 5000 |
| Packaging Method | Tape Mounted |

Product Compliance

[For compliance documentation, visit the product page on TE.com>](#)

| | |
|---|---|
| EU RoHS Directive 2011/65/EU | Compliant |
| EU ELV Directive 2000/53/EC | Compliant |
| China RoHS 2 Directive MIIT Order No 32, 2016 | No Restricted Materials Above Threshold |
| EU REACH Regulation (EC) No. 1907/2006 | |

Current ECHA Candidate List: JUNE 2022 (224)
 Candidate List Declared Against: JUNE 2022 (224)
 Does not contain REACH SVHC

Halogen Content

Low Halogen - Br, Cl, F, I < 900 ppm per homogenous material. Also BFR/CFR/PVC Free

Solder Process Capability

Not applicable for solder process capability

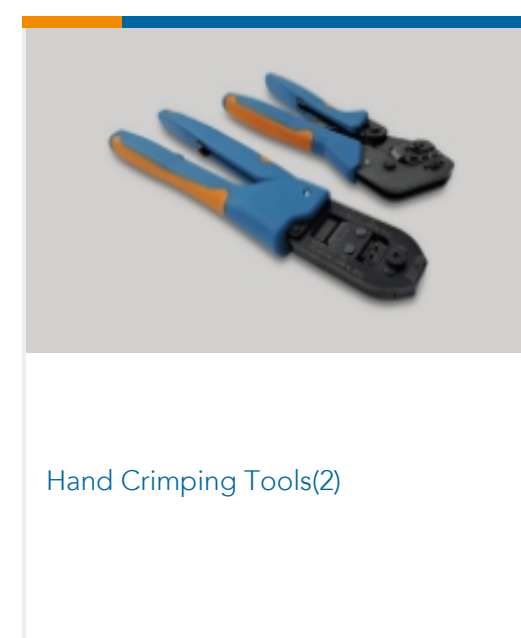
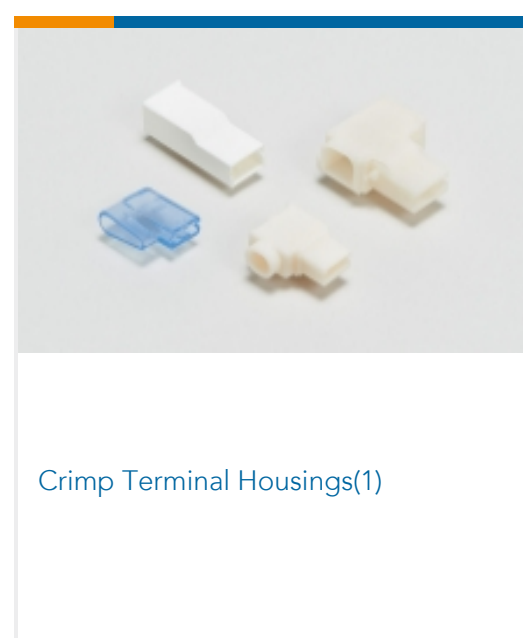
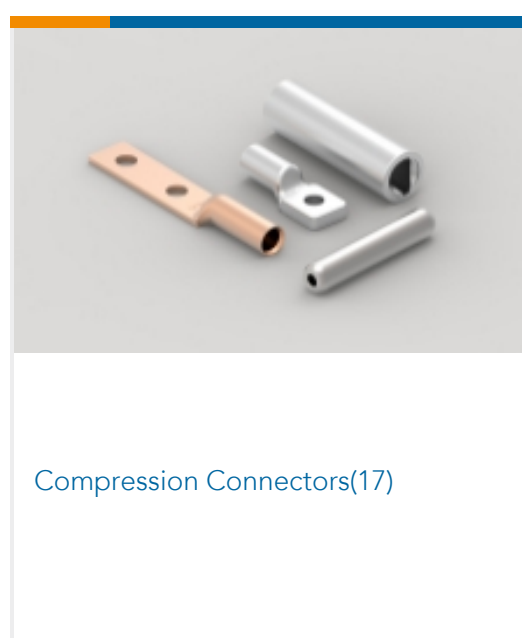
Product Compliance Disclaimer

This information is provided based on reasonable inquiry of our suppliers and represents our current actual knowledge based on the information they provided. This information is subject to change. The part numbers that TE has identified as EU RoHS compliant have a maximum concentration of 0.1% by weight in homogenous materials for lead, hexavalent chromium, mercury, PBB, PBDE, DBP, BBP, DEHP, DIBP, and 0.01% for cadmium, or qualify for an exemption to these limits as defined in the Annexes of Directive 2011/65/EU (RoHS2). Finished electrical and electronic equipment products will be CE marked as required by Directive 2011/65/EU. Components may not be CE marked. Additionally, the part numbers that TE has identified as EU ELV compliant have a maximum concentration of 0.1% by weight in homogenous materials for lead, hexavalent chromium, and mercury, and 0.01% for cadmium, or qualify for an exemption to these limits as defined in the Annexes of Directive 2000/53/EC (ELV). Regarding the REACH Regulation, the information TE provides on SVHC in articles for this part number is based on the latest European Chemicals Agency (ECHA) 'Guidance on requirements for substances in articles' posted at this URL: <https://echa.europa.eu/guidance-documents/guidance-on-reach>

Compatible Parts



Also in the Series | PIDG






Knife Disconnects(11)




PCB Terminals(9)



Quick Disconnects(53)



Ring Terminals & Spade Terminals(861)



Special Purpose Terminals(1)



Splices(48)

Customers Also Bought



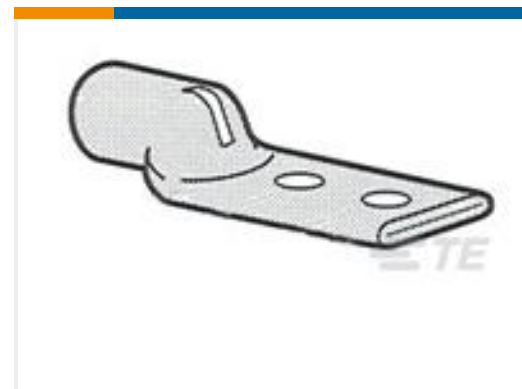
TE Part #206838-2
RECEPT, SZ 23, CPC



TE Part #66564-8
Strip Pin and Socket Contacts, Type III



TE Part #1-66358-9
Strip Pin and Socket Contacts, Type III,
High Current



TE Part #276917-1
TERMINAL, AMPPOWER 300MCM



TE Part #36927
BODY SOLIS RING 3/0 3/8



TE Part #2-31771-1
TERMINAL, DG R 12-10 10



TE Part #Y-84A231062P08-KIT
KIT GE TRANSPORT, DT3 WY W/ J1939



TE Part #Y-84A231062P09-KIT
KIT, GETRANSPORTATION, DT06-3S-
E008

Documents

Product Drawings

[PIDG 24-20 R 10; TAPE](#)

English

CAD Files

[3D PDF](#)

3D

Customer View Model

[ENG_CVM_CVM_2-323990-1_J.2d_dxf.zip](#)



English

Customer View Model

[ENG_CVM_CVM_2-323990-1_J.3d_igs.zip](#)

English

Customer View Model

[ENG_CVM_CVM_2-323990-1_J.3d_stp.zip](#)

English

Customer View Model

[ENG_CVM_2-323990-1_F.3d_igs.zip](#)

English

Customer View Model

[ENG_CVM_2-323990-1_F.3d_stp.zip](#)

English

Customer View Model

[ENG_CVM_2-323990-1_F.2d_dxf.zip](#)

English

[3D PDF](#)

English

By downloading the CAD file I accept and agree to the [Terms and Conditions](#) of use.

Datasheets & Catalog Pages

[RADIATION_RESISTANT_PRE-INSULATED_TERMINALS_SPLICES](#)

English

[PIDG Terminals and Splices Quick Reference Guide](#)

English

[Standard Terminals & Splices](#)

English

Product Specifications

[Application Specification](#)

English

Product Environmental Compliance

[Product Compliance](#)

English

[Product Compliance](#)

English