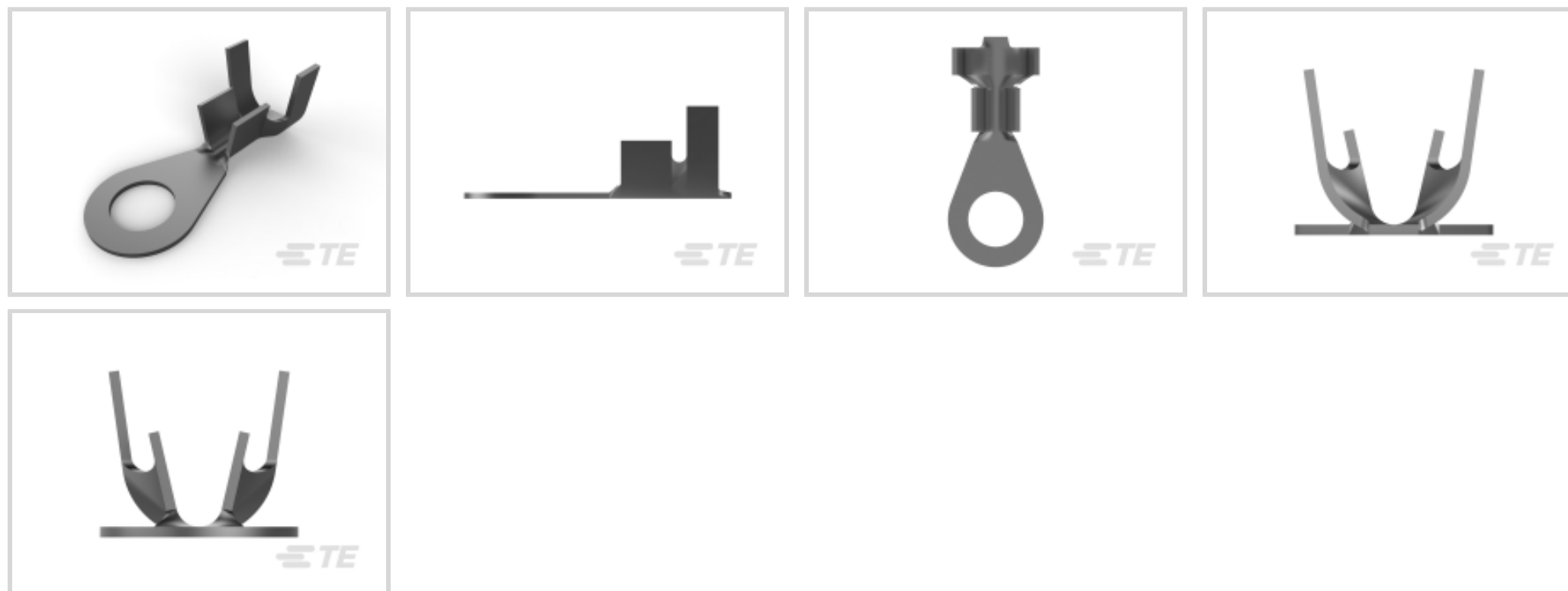




Terminals &amp; Splices &gt; Ring Terminals &amp; Spade Terminals

Ring & Spade Terminal Type: **Ring Tongue**Wire Size: **2582 – 6529 CMA**Stud Size: **#10**

## Features

### Product Type Features

Terminal Features	Sheared
Shape Description	Circular/Oval
Stud Size	#10
Sealable	No
Compatible With Discrete Wire Type	Stranded
Wire Insulation Support Retention Type	Insulation Support

### Configuration Features

Number of Holes	1
Terminal Angle	180 °

### Body Features

Inspection Slot	No
Weight per Piece	.571 g

### Contact Features

Contact Base Material	Brass
Ring & Spade Terminal Type	Ring Tongue
Barrel Type	Open



Terminal Orientation	Straight
----------------------	----------

Terminal Plating Material	Tin
---------------------------	-----

Contact Underplating Material	None
-------------------------------	------

### Mechanical Attachment

Wire Insulation Support	With
-------------------------	------

### Dimensions

	.15 in
--	--------

Wire Size	2582 – 6529 CMA
-----------	-----------------

Stud Diameter	5 mm[.197 in]
---------------	---------------

Tongue Thickness	.46 mm[.018 in]
------------------	-----------------

Overall Product Length	19.81 mm[.78 in]
------------------------	------------------

Barrel Inside Diameter	2.03 mm, 5.84 mm[.08 in][.23 in]
------------------------	----------------------------------

Accepts Wire Insulation Diameter (Max)	6.35 mm[.25 in]
--	-----------------

Accepts Wire Insulation Diameter Range	3.81 – 6.35 mm[.15 – .25 in]
--	------------------------------

### Usage Conditions

Insulation Option	Uninsulated
-------------------	-------------

Operating Temperature Range	-40 – 110 °C[-40 – 230 °F]
-----------------------------	----------------------------

### Operation/Application

Compatible With Wire Base Material	Copper
------------------------------------	--------

Heavy Duty	No
------------	----

### Industry Standards

Government Qualified	No
----------------------	----

### Packaging Features

Packaging Quantity	8000
--------------------	------

Packaging Method	Strip/Reel
------------------	------------

### Product Compliance

[For compliance documentation, visit the product page on TE.com>](#)

EU RoHS Directive 2011/65/EU	Compliant
------------------------------	-----------

EU ELV Directive 2000/53/EC	Compliant
-----------------------------	-----------

China RoHS 2 Directive MIIT Order No 32, 2016	No Restricted Materials Above Threshold
---	---

EU REACH Regulation (EC) No. 1907/2006	
--	--

Current ECHA Candidate List: JUNE 2022 (224)  
 Candidate List Declared Against: JUNE 2022 (224)  
 Does not contain REACH SVHC

Halogen Content

Low Halogen - Br, Cl, F, I < 900 ppm per homogenous material. Also BFR/CFR/PVC Free

Solder Process Capability

Not applicable for solder process capability

Product Compliance Disclaimer

This information is provided based on reasonable inquiry of our suppliers and represents our current actual knowledge based on the information they provided. This information is subject to change. The part numbers that TE has identified as EU RoHS compliant have a maximum concentration of 0.1% by weight in homogenous materials for lead, hexavalent chromium, mercury, PBB, PBDE, DBP, BBP, DEHP, DIBP, and 0.01% for cadmium, or qualify for an exemption to these limits as defined in the Annexes of Directive 2011/65/EU (RoHS2). Finished electrical and electronic equipment products will be CE marked as required by Directive 2011/65/EU. Components may not be CE marked. Additionally, the part numbers that TE has identified as EU ELV compliant have a maximum concentration of 0.1% by weight in homogenous materials for lead, hexavalent chromium, and mercury, and 0.01% for cadmium, or qualify for an exemption to these limits as defined in the Annexes of Directive 2000/53/EC (ELV). Regarding the REACH Regulation, the information TE provides on SVHC in articles for this part number is based on the latest European Chemicals Agency (ECHA) 'Guidance on requirements for substances in articles' posted at this URL: <https://echa.europa.eu/guidance-documents/guidance-on-reach>

## Compatible Parts



TE Part # 150520-2  
 RT .197 DIA TERMINAL 16-13 AWG TPBR



TE Part # 2-2150489-1  
 OCEAN\_2.0\_APPLICATOR-E-140F280F



TE Part # 2-2150489-2  
 OCEAN\_2.0\_APPLICATOR-E-140F280F



TE Part # 2150489-1  
 OCEAN\_2.0\_APPLICATOR-E-140F280F




TE Part # 2150489-2  
 OCEAN\_2.0\_APPLICATOR-E-140F280F



TE Part # 7-2150489-1  
 OCEAN\_2.0\_APPLICATOR-E-140F280F



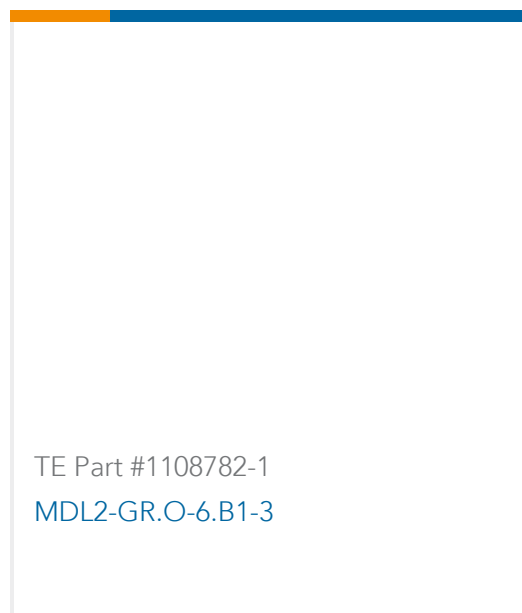

TE Part # 7-2150489-2  
 OCEAN\_2.0\_APPLICATOR-E-140F280F



**KIT**  
 REPRESENTATION ONLY

TE Part # 7-2150489-7  
 OCEAN\_2.0\_SPARE\_PART\_KIT-140F280F

## Customers Also Bought



## Documents

### Product Drawings

[RING TONGUE .190 16-12 AWG TPBR](#)

English

### CAD Files

[3D PDF](#)

3D

Customer View Model

[ENG\\_CVM\\_CVM\\_640253-2\\_L\\_c-640253-2-l.2d\\_dxf.zip](#)

English

Customer View Model

[ENG\\_CVM\\_CVM\\_640253-2\\_L\\_c-640253-2-l.3d\\_igs.zip](#)

English

Customer View Model

[ENG\\_CVM\\_CVM\\_640253-2\\_L\\_c-640253-2-l.3d\\_stp.zip](#)

English

By downloading the CAD file I accept and agree to the [Terms and Conditions](#) of use.

### Product Specifications



### Application Specification

English

---

### Product Environmental Compliance

[MD\\_640253-2\\_06292015134\\_dmtec](#)

English

[MD\\_640253-2\\_06292015134\\_dmtec](#)

English