

LED Bathroom Wall Fixture GU10 – AQUA



Instruction Manual

TECHNICAL SPECIFICATION:

Series Name	AQUA	AQUA
Model Number	LM85644-2	LM85678
Color	Chrome	Black
Lamp Holder	GU10	GU10
Incl. Lamp	4 x LM85488-2	4 x LM85490
Lamp Wattage	4 x 4,9W	4 x 4,9W
Light source energy efficiency class <X>	G	G
Total Luminous Flux	1600lm	1600lm
Voltage	220-240V	220-240V
Frequency	50Hz	50Hz
IP Rating	IP44	IP44

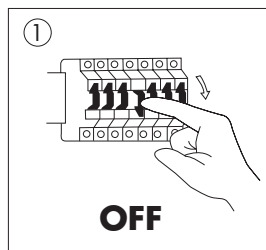
CAUTIONS:

- Read the entire manual carefully before installation and operation.
- Installation or replacement should be performed only by licensed and qualified electricians.
- DO NOT disassemble the inner part of the luminaire. Doing so may result in luminaire damage or malfunction.
- Switch OFF the power source before installation, replacement and cleaning! ⚠
- Wearing gloves during installation is recommended to ensure the luminaire is kept in the best condition.
- Before replacement of the lamp or luminaire, turn it off and allow it to cool down. Heat-resistant gloves are mandatory when handling the luminaire.
- The manufacturer accepts no liability for any damage resulting from the misuse of the luminaire or from when it is used with inappropriate equipment.
- Important warning for drilling in walls: before drilling, make sure that there are no gas and water pipes or power lines behind or near the drilling spots. Drilling and mounting should be performed only by qualified personnel. Be sure to pay attention to the condition and material of the walls, as the supplied mounting material is not suitable for all wall types. Please inquire about recommended screws and raw plugs for your wall type and wall condition. The manufacturer accepts no liability for improper wall raw plug mounting and the herefrom resulting damages.
- This product contains a light source of energy efficiency class <X>
- Consult your dealer if you have any enquiries.


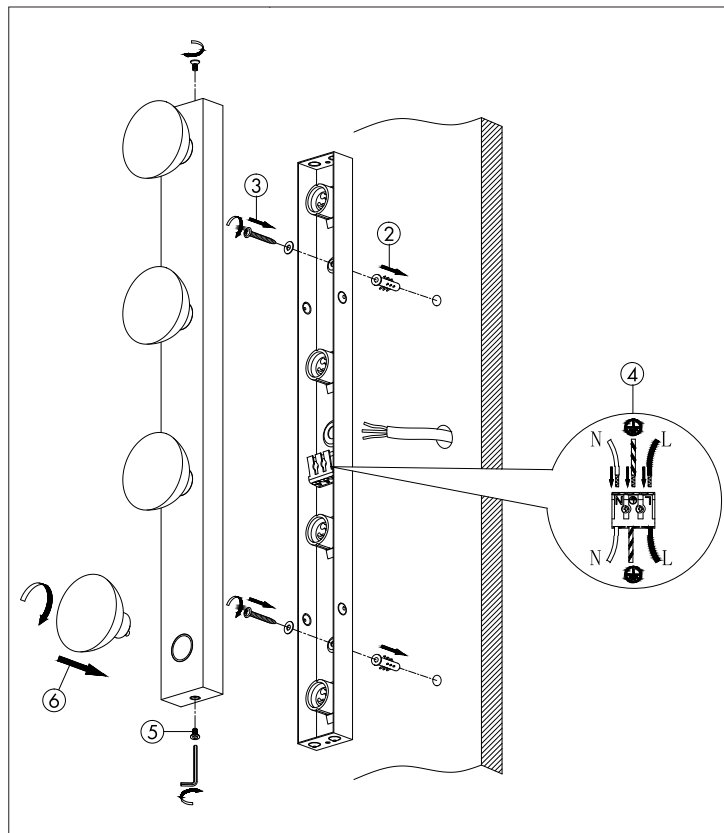
ATTENTION:

- Instant start is allowed.
- The luminaire may only be used with GU10 LED lamps!
- IP44 waterproof protection, designed for indoor applications.
- The operating temperature of the luminaire is -20°C to +40°C.

INSTALLATION (LM85644-2, LM85678)



1. Turn OFF the power.
2. Drill the holes and plug the dowels into the drill holes.
3. Screw the luminaire holder on the wall.
4. Connect the cable to the terminal block.
5. Place the luminaire in the holder and tighten the side screws in order to fix. Use the provided screw rubber rings, in order to ensure the IP44 rating of the luminaire.
6. Insert the lamp LM85488-2/LM85489-2/ LM85490 into the lamp holder(s).
7. Turn ON the power.



Correct disposal of this product:



This marking indicates that this product should not be disposed with other household wastes throughout the EU. To prevent possible harm to the environment or human health from uncontrolled waste disposal, recycle it responsibly, to promote the sustainable reuse of material resources. To return your device, please use the return and collection systems, or contact the retailer where the product was purchased. They can take this product for environmental safe recycling.