

U TYPE

| REV. | DESCRIPTION | DRAWN | CHECKED | APPROVED |
|-------|--------------|---------------|---------|---------------|
| A | NEW RELEASE | LJH 09/15/05' | ~ | LJC 09/15/05' |
| B,C,D | ADD DIM. | LJH 04/04/06' | ~ | LJC 04/04/06' |
| F | ADD DIM. | LJH 04/15/06' | ~ | LJC 04/04/06' |
| G | 整理图面 | YCH 03/15/07' | ~ | LJC 03/15/07' |
| K | 整理图面 | YCH 08/12/09' | ~ | LJC 08/12/09' |
| L | ADD P/N CODE | LJC 12/08/13' | | |

NOTES:

1. MATERIALS

- 1.1 CONTACT MATERIAL: COPPER ALLOY.
- 1.2 INSULATOR: PBT WITH GLASS FIBER.

2. SPECIFICATIONS

- 2.1 CURRENT RATING: 3A.
- 2.2 OPERATING TEMPERATURE: -40°C TO +105°C.
- 2.3 INSULATION RESISTANCE: 1000MΩ MIN.
- 2.4 CONTACT RESISTANCE: 20mΩ MAX.
- 2.5 DIELECTRIC WITHSTANDING: 600 VAC.

3. PRODUCT NUMBER CODE:

DS1022- X X U X X - X

PLATING LEVEL(FOR GOLD ONLY)Ⓞ
 3A: 0.8-1.2u" B: LEVEL B
 N: LEVEL N

Dim. A B C type
 1: Type 1
 2: Type 2

CONTACT PLATING
 F1: FULL GOLD FLASH
 6: FULL TIN

BEND TYPE
 U: U TYPE

MOUNTING TYPE
 R: R/A

No.OF CONTACTS
 1*1 - 1*40

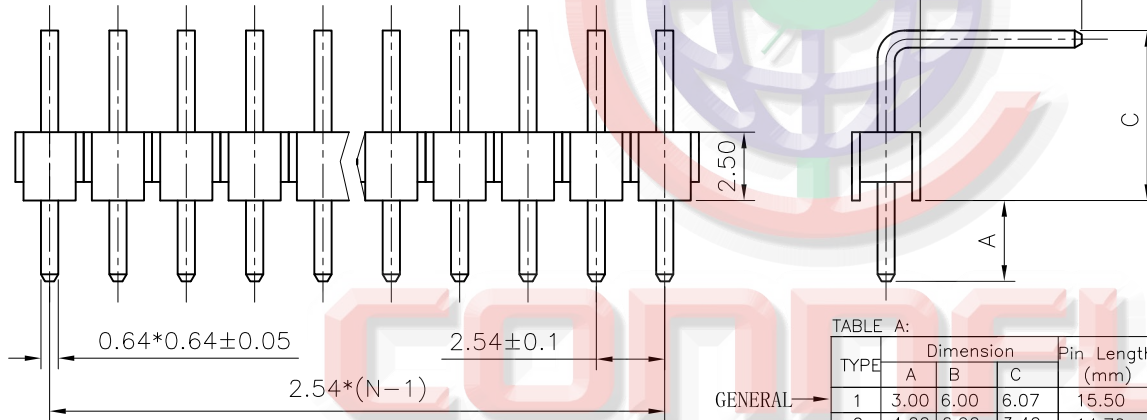


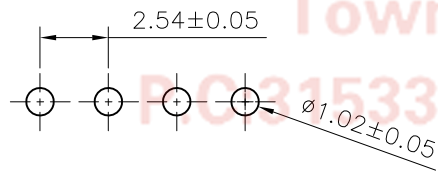
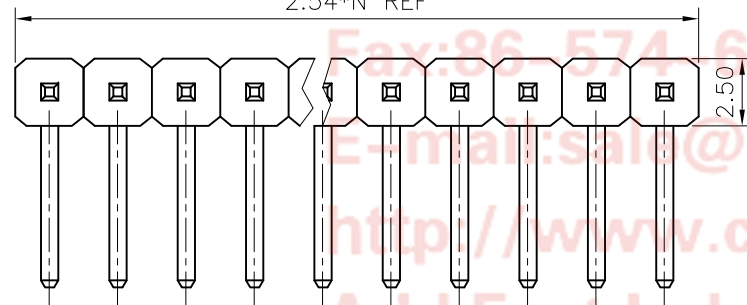
TABLE A:

| TYPE | Dimension | | | Pin Length (mm) |
|------|-----------|-------|------|-----------------|
| | A | B | C | |
| 1 | 3.00 | 6.00 | 6.07 | 15.50 |
| 2 | 4.00 | 6.90 | 3.40 | 14.70 |
| 3 | 6.00 | 11.40 | 5.64 | 23.40 |
| 4 | 3.75 | 3.40 | 3.40 | 11.00 |
| 5 | 2.80 | 4.00 | 3.40 | 10.60 |
| 6 | 5.85 | 7.90 | 3.40 | 17.50 |
| 7 | 3.60 | 3.20 | 3.40 | 10.60 |
| 8 | 6.30 | 3.20 | 4.36 | 14.20 |
| 9 | 3.00 | 6.00 | 5.42 | 15.00 |
| 10 | 3.64 | 5.76 | 6.48 | 16.30 |
| 11 | 3.00 | 6.00 | 5.00 | 14.40 |
| 12 | 3.10 | 3.40 | 3.40 | 10.50 |
| 13 | 6.00 | 4.90 | 3.40 | 14.70 |
| 14 | 6.30 | 3.00 | 3.40 | 13.10 |
| 15 | 6.20 | 3.70 | 3.60 | 14.00 |
| 16 | 3.00 | 6.30 | 4.20 | 14.00 |
| 17 | 2.30 | 5.11 | 5.30 | 13.10 |
| 18 | 6.20 | 3.80 | 3.40 | 13.80 |
| 19 | 4.70 | 4.70 | 4.20 | 14.00 |
| 20 | 4.00 | 6.93 | 5.50 | 16.85 |
| 21 | 2.50 | 5.40 | 4.50 | 12.80 |
| 22 | 5.10 | 3.50 | 4.00 | 13.10 |

| | | | | |
|----|------|-------|------|-------|
| 23 | 3.00 | 4.40 | 4.00 | 11.85 |
| 24 | 3.00 | 4.75 | 4.00 | 12.15 |
| 25 | 4.70 | 4.80 | 3.70 | 13.70 |
| 26 | 3.00 | 12.50 | 5.00 | 20.95 |
| 27 | 5.80 | 4.30 | 3.34 | 13.85 |
| 28 | 2.50 | 5.20 | 4.30 | 12.40 |
| 29 | 3.00 | 6.20 | 6.45 | 16.10 |
| 30 | 3.00 | 6.00 | 4.30 | 13.80 |
| 31 | 7.50 | 7.80 | 4.00 | 19.80 |
| 32 | 3.00 | 7.00 | 6.07 | 15.50 |
| 33 | 3.00 | 6.00 | 6.57 | 16.00 |
| 34 | 6.00 | 4.40 | 3.68 | 14.50 |
| 35 | 3.07 | 5.92 | 6.50 | 15.90 |
| 36 | 3.30 | 3.15 | 5.10 | 12.00 |
| 37 | 3.00 | 6.50 | 4.50 | 14.40 |
| 38 | 3.00 | 6.50 | 5.07 | 15.00 |
| 39 | 6.00 | 2.40 | 4.20 | 13.00 |
| 40 | 6.10 | 3.20 | 4.36 | 14.10 |
| 41 | 4.20 | 4.20 | 4.20 | 13.00 |
| 42 | 2.60 | 11.00 | 8.20 | 22.20 |
| 43 | 3.00 | 6.00 | 4.00 | 13.40 |
| 44 | 5.72 | 5.10 | 4.26 | 15.50 |
| 45 | 3.00 | 3.00 | 4.00 | 10.50 |
| 46 | 3.00 | 5.80 | 6.50 | 15.80 |

| | | | | |
|----|------|------|------|-------|
| 47 | 3.30 | 5.80 | 4.36 | 14.00 |
| 48 | 3.50 | 6.32 | 5.50 | 15.70 |
| 49 | 4.00 | 7.90 | 3.30 | 15.70 |
| 50 | 3.50 | 2.20 | 4.30 | 10.50 |
| 51 | 3.00 | 3.00 | 4.30 | 10.80 |
| 52 | 3.00 | 5.20 | 3.80 | 12.50 |

N: NUMBER OF CONTACTS
 2.54*N REF




RECOMMEND P.C.BOARD LAYOUT

A/B/C: CUSTOMER LENGTH AVAILABLE

| GENERAL TOLERANCE | | ANGLE TOLERANCE | |
|-------------------|-------|-----------------|-----|
| X. | ±0.60 | X. | ±5° |
| .X | ±0.38 | .X | ±3° |
| .XX | ±0.25 | .XX | ±2° |

| PROJECTION | TITLE |
|------------|---|
| UNITS | 2.54mm PIN HEADER R/A TYPE SINGLE ROW U TYPE |
| SHEET SIZE | SERIES DS1022 SERIES |

| DRAWING TYPE | CUSTOMER |
|--------------|----------------------|
| SCALE | 1:1 SHEET 1 OF 1 |
| DRAWING NO. | C-DS1022-1*XXUXX-X-L |

 **晨翔电子有限公司**
CONNFLY® CONNFLY ELECTRONIC CO., LTD

D TYPE

| REV. | DESCRIPTION | DRAWN | CHECKED | APPROVED |
|------|--------------|---------------|---------|---------------|
| A | NEW RELEASE | LJH 04/06/06' | ~ | LJC 04/06/06' |
| B | ADD DIM | LL 08/05/06' | ~ | LJC 04/06/06' |
| C | 增加规格整理图面 | YCH 03/15/07' | ~ | LJC 03/15/07' |
| J | 整理料号 | YCH 04/23/08' | ~ | |
| K | ADD P/N CODE | LJC 12/08/13' | | |

- NOTES:
- MATERIALS
 - 1.1 CONTACT MATERIAL: COPPER ALLOY.
 - 1.2 INSULATOR: PBT WITH GLASS FIBER.
 - SPECIFICATIONS
 - 2.1 CURRENT RATING: 3A.
 - 2.2 OPERATING TEMPERATURE: -40°C TO +105°C.
 - 2.3 INSULATION RESISTANCE: 1000MΩ MIN.
 - 2.4 CONTACT RESISTANCE: 20mΩ MAX.
 - 2.5 DIELECTRIC WITHSTANDING: 600 VAC.
 - PRODUCT NUMBER CODE:

DS1022- X X U X X - X

 - PLATING LEVEL(FOR GOLD ONLY)Ⓛ
 - 3A: 0.8-1.2u" B: LEVEL B
 - N: LEVEL N

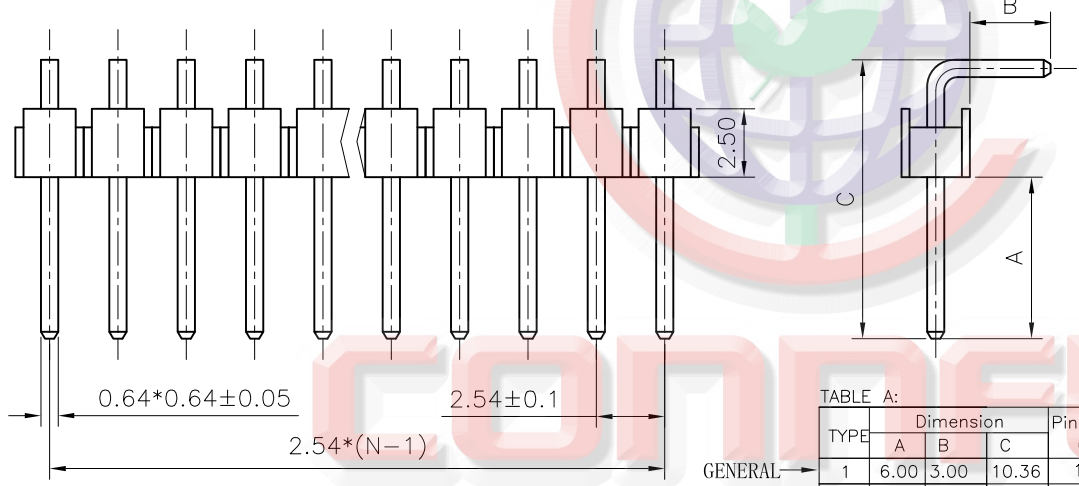
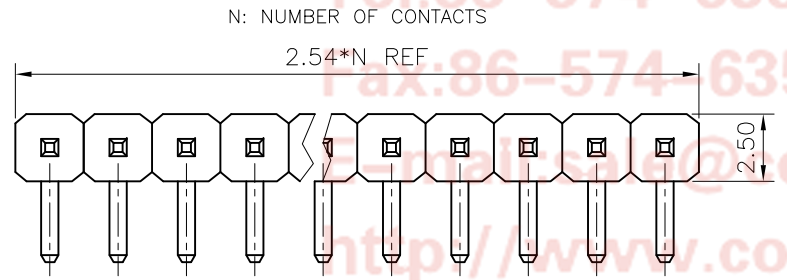


TABLE A:

| TYPE | Dimension | | | Pin Length (mm) | 21 | 5.00 | 2.70 | 8.14 | 11.30 |
|------|-----------|------|-------|-----------------|----|-------|-------|-------|-------|
| | A | B | C | | | | | | |
| 1 | 6.00 | 3.00 | 10.36 | 13.80 | 22 | 8.20 | 2.80 | 12.30 | 15.50 |
| 2 | 6.00 | 4.50 | 9.50 | 14.40 | 23 | 3.00 | 3.00 | 7.36 | 10.80 |
| 3 | 6.10 | 4.00 | 10.40 | 14.80 | 24 | 6.50 | 3.00 | 10.36 | 13.80 |
| 4 | 6.00 | 3.20 | 10.50 | 14.10 | 25 | 6.80 | 8.40 | 10.64 | 19.50 |
| 5 | 6.00 | 3.50 | 10.82 | 14.70 | 26 | 10.00 | 3.20 | 14.40 | 18.00 |
| 6 | 4.70 | 1.73 | 8.20 | 10.40 | 27 | 3.50 | 2.50 | 7.82 | 10.80 |
| 7 | 15.00 | 3.00 | 19.08 | 22.50 | 28 | 6.00 | 3.00 | 9.50 | 12.90 |
| 8 | 6.00 | 3.10 | 11.10 | 14.40 | 29 | 7.00 | 3.10 | 13.90 | 17.50 |
| 9 | 1.00 | 1.91 | 5.00 | 7.40 | 30 | 4.00 | 3.00 | 8.36 | 11.80 |
| 10 | 6.20 | 3.20 | 11.10 | 14.70 | 31 | 3.00 | 5.40 | 8.65 | 14.50 |
| 11 | 6.20 | 3.20 | 10.8 | 14.40 | 32 | 4.50 | 4.50 | 8.82 | 17.80 |
| 12 | 4.50 | 2.93 | 8.00 | 11.40 | 33 | 3.20 | 6.00 | 7.50 | 14.00 |
| 13 | 6.30 | 2.60 | 10.36 | 13.40 | 34 | 3.80 | 6.00 | 8.30 | 14.80 |
| 14 | 5.70 | 2.95 | 9.52 | 12.90 | 35 | 3.00 | 3.40 | 8.00 | 11.80 |
| 15 | 4.80 | 3.00 | 8.10 | 11.50 | 36 | 3.80 | 3.00 | 7.93 | 11.20 |
| 16 | 6.00 | 3.00 | 9.14 | 12.60 | 37 | 16.4 | 13.00 | 19.60 | 33.00 |
| 17 | 7.20 | 3.00 | 10.36 | 13.80 | 38 | 6.85 | 3.00 | 10.90 | 14.30 |
| 18 | 3.00 | 6.00 | 7.50 | 13.80 | 39 | | | | |
| 19 | 3.00 | 6.00 | 9.32 | 15.80 | 40 | | | | |
| 20 | 3.50 | 3.00 | 7.86 | 11.30 | 41 | | | | |
| | | | | | 42 | | | | |



RECOMMEND P.C.BOARD LAYOUT

A/B/C: CUSTOMER LENGTH AVAILABLE

| GENERAL TOLERANCE | | ANGLE TOLERANCE | |
|-------------------|-------|-----------------|-----|
| X. | ±0.60 | X. | ±5° |
| .X | ±0.38 | .X | ±3° |
| .XX | ±0.25 | .XX | ±2° |

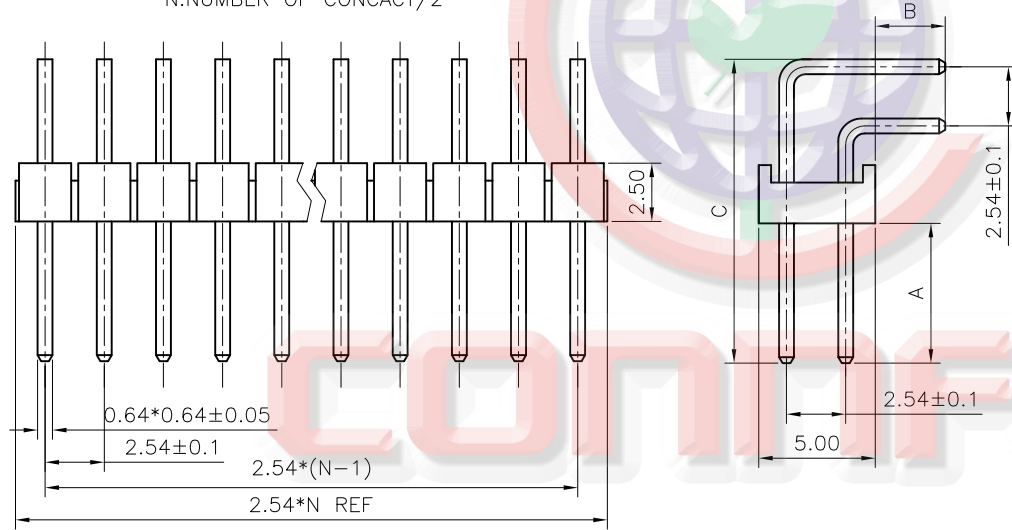
| PROJECTION | TITLE |
|------------|----------------------------|
| UNITS | 2.54mm PIN HEADER R/A TYPE |
| SHEET SIZE | SINGLE ROW D TYPE |
| | SERIES DS1022 SERIES |

| DRAWING TYPE | CUSTOMER |
|--------------|---------------------|
| SCALE | 1:1 SHEET 1 OF 1 |
| DRAWING NO. | C-DS1022-1*XXDX-X-K |

CONNFLY® 晨翔电子有限公司
CONNFLY® CONNFLY ELECTRONIC CO., LTD

| REV. | DESCRIPTION | DRAWN | CHECKED | APPROVED |
|------|--------------|---------------|---------|---------------|
| A | NEW RELEASE | LJH 09/21/05' | ~ | LJC 09/21/05' |
| B,C | ADD DIM. | LJH 04/04/06' | ~ | LJC 04/04/06' |
| D | ADD DIM. | LL 09/26/06' | ~ | LJC 09/26/06' |
| E | 整理图面 | YCH 03/15/07' | ~ | LJC 03/15/07' |
| F | 增加SMT尺寸值表格 | YCH 05/18/07' | ~ | LJC 05/18/07' |
| G | 整理图面 | YCH 07/23/08' | ~ | LJC 07/23/08' |
| H | 去除SMT类型 | YCH 05/28/09' | ~ | LJC 05/28/09' |
| J | ADD P/N CODE | JLZ 07/23/14' | ~ | |

RIGHT ANGLE TYPE
N:NUMBER OF CONTACT/2



NOTES:

- MATERIALS
 - CONTACT MATERIAL: COPPER ALLOY.
 - INSULATOR: PBT WITH GLASS FIBER.
- SPECIFICATIONS
 - CURRENT RATING: 3A.
 - OPERATING TEMPERATURE: -40°C TO $+105^{\circ}\text{C}$.
 - INSULATION RESISTANCE: 1000M Ω MIN.
 - CONTACT RESISTANCE: 20m Ω MAX.
 - DIELECTRIC WITHSTANDING: 600 VAC.
- PRODUCT NUMBER CODE:
DS1022- X X X X - X

PLATING LEVEL(FOR GOLD ONLY)①
 3A: 0.8-1.2 μ " B: LEVEL B
 N: LEVEL N

Dim. A B C type

- Type 1
- Type 2
- Type 3
- Type 4
- Type 5
- Type 6
- Type 7
- Type 8

CONTACT PLATING
 F1: FULL GOLD FLASH
 6: FULL TIN

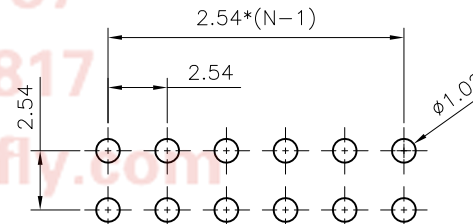
MOUNTING TYPE
 R: R/A

No.OF CONTACTS
 2*1 - 2*40

RIGHT ANGLE /弯针
TABLE A:

| TYPE | Dimension | | | Pin Length 针长 (mm) |
|------|-----------|------|-------|-----------------------|
| | A | B | C | |
| 1 | 6.00 | 3.00 | 13.04 | 14.00 19.00 |
| 2 | 6.10 | 4.00 | 12.94 | 14.80 19.90 |
| 3 | 6.00 | 4.00 | 12.76 | 14.70 19.70 |
| 4 | 9.00 | 3.00 | 16.04 | 16.90 22.00 |
| 5 | 6.00 | 3.00 | 13.80 | 14.70 19.80 |
| 6 | 5.10 | 3.00 | 13.04 | 14.00 19.00 |
| 7 | 6.50 | 3.00 | 13.10 | 14.00 19.00 |
| 8 | 3.00 | 6.00 | 9.32 | 18.30 13.20 |
| 9 | 3.00 | 3.00 | 10.90 | 11.90 16.90 |
| 10 | 7.00 | 3.10 | 13.90 | 14.90 20.00 |
| 11 | 4.00 | 3.00 | 10.76 | 11.70 16.70 |

| TYPE | Dimension | | | Pin Length 针长 (mm) |
|------|-----------|------|-------|-----------------------|
| | A | B | C | |
| 12 | 3.00 | 3.00 | 9.90 | 10.90 15.90 |
| 13 | 6.00 | 3.50 | 13.04 | 14.40 19.50 |
| 14 | 3.00 | 9.00 | 11.90 | 18.80 23.90 |
| 15 | | | | |
| 16 | | | | |
| 17 | | | | |
| 18 | | | | |
| 19 | | | | |
| 20 | | | | |
| 21 | | | | |
| 22 | | | | |



| | | | |
|-------------------|--------------------|---|----------------------------|
| GENERAL TOLERANCE | ANGLE TOLERANCE | PROJECTION | TITLE |
| X. ± 0.60 | X. $\pm 5'$ | | 2.54mm PIN HEADER R/A TYPE |
| .X ± 0.38 | .X $\pm 3'$ | UNITS | 2 ROWS |
| .XX ± 0.25 | .XX $\pm 2'$ | SHEET SIZE | SERIES DS1022 SERIES |
| DRAWING TYPE | CUSTOMER | 晨翔电子有限公司 CONNFLY® CONNFLY ELECTRONIC CO., LTD | |
| SCALE | 1:1 SHEET 1 OF 1 | | |
| DRAWING NO. | C-DS1022-2*XXX-X-J | | |

Tel:86-574-63508787

Fax:86-574-63510817

E-mail:sales@connfly.com

http://www.connfly.com

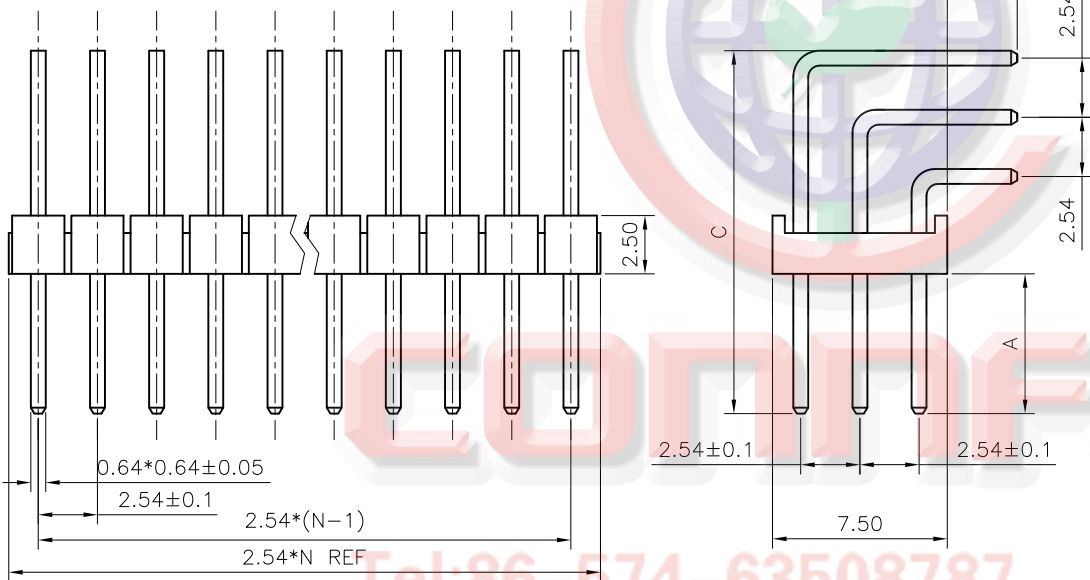
Address: East Industry Zone KuangYan

Town Cixi Ningbo China

Phone: 86-574-6315333

RIGHT ANGLE TYPE
N:Total Positions/3

| REV. | DESCRIPTION | DRAWN | CHECKED | APPROVED |
|------|--------------|---------------|---------|---------------|
| A | NEW RELEASE | LJC 09/13/13' | / | LJC 09/13/13' |
| B | ADD P/N CODE | LJC 12/08/13' | | |
| | | | | |
| | | | | |
| | | | | |
| | | | | |

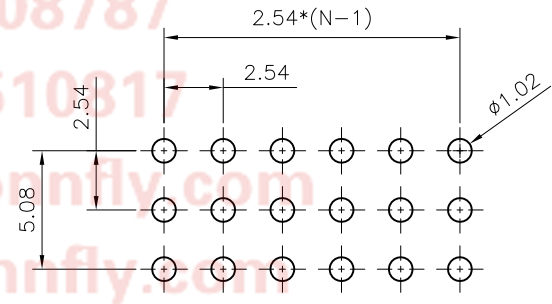


NOTES:

- MATERIALS**
 - CONTACT MATERIAL: COPPER ALLOY.
 - INSULATOR: PBT WITH GLASS FIBER.
- SPECIFICATIONS**
 - CURRENT RATING: 3A.
 - OPERATING TEMPERATURE: -40°C TO +105°C.
 - INSULATION RESISTANCE: 1000MΩ MIN.
 - CONTACT RESISTANCE: 20mΩ MAX.
 - DIELECTRIC WITHSTANDING: 600 VAC.
- PRODUCT NUMBER CODE:**
DS1022- X X X X - X
 - PLATING LEVEL(FOR GOLD ONLY)Ⓑ
3A: 0.8-1.2u" B: LEVEL B
 - Dim. A B C type
1: Type 1
.....
 - CONTACT PLATING
F1: FULL GOLD FLASH
6: FULL TIN
 - MOUNTING TYPE
R: R/A
 - No.OF CONTACTS
3*1 - 3*40

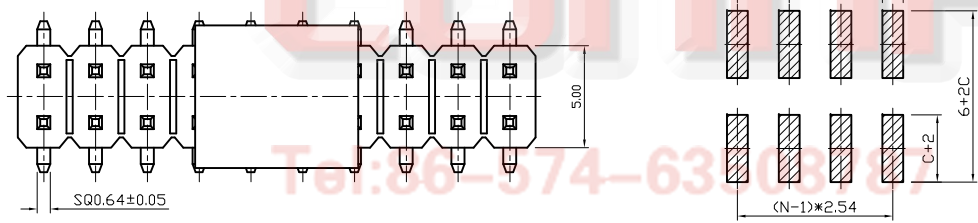
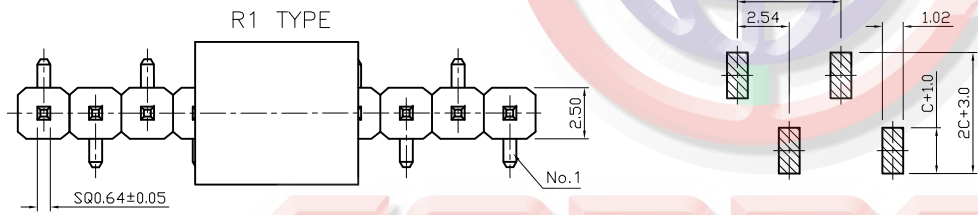
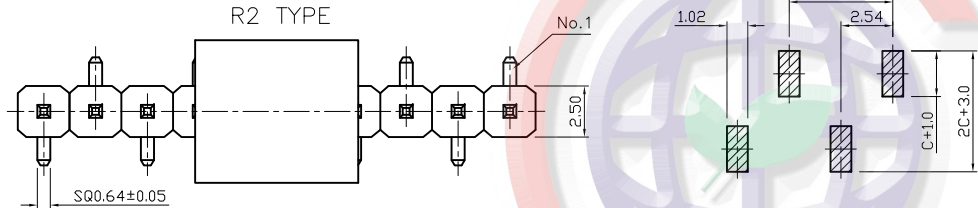
TABLE A:

| TYPE | Dimension | | | Pin Length (mm) |
|------|-----------|------|-------|---|
| | A | B | C | |
| 1 | 6.00 | 3.00 | 15.58 | Short: 14.0 Middle: 19.0 Long: 24.0 |
| | | | | |
| | | | | |
| | | | | |
| | | | | |
| | | | | |
| | | | | |
| | | | | |

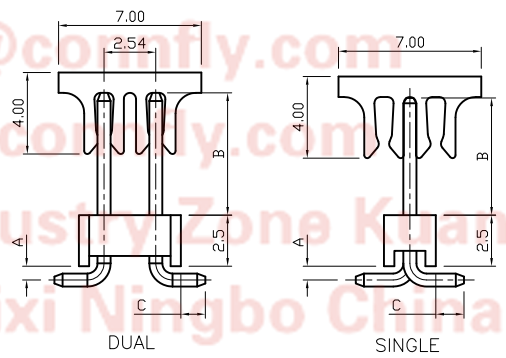
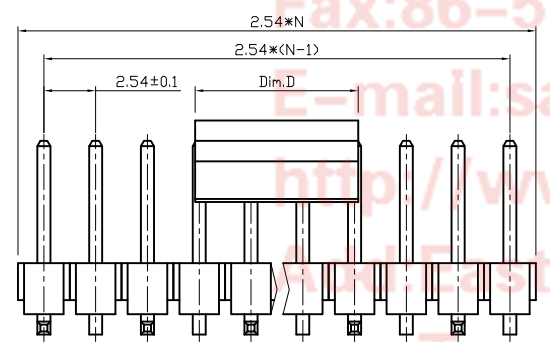


Tel:86-574-63508787
Fax:86-574-63510317
E-mail:sale@connfly.com
http://www.connfly.com
Add:East Industry Zone, KuangYan
Town Cixi Ningbo China
P.C:315333

| | | | | | | | |
|-------------------|-------|--------------------|--------|--|------------|----------------------------|--|
| GENERAL TOLERANCE | | ANGLE TOLERANCE | | PROJECTION | TITLE | 2.54mm PIN HEADER R/A TYPE | |
| X. | ±0.60 | X. | ±5' | mm | | 3 ROWS | |
| .X | ±0.38 | .X | ±3' | A4 | SHEET SIZE | SERIES DS1022 SERIES | |
| .XX | ±0.25 | .XX | ±2' | 晨翔电子有限公司 CONNFLY® CONNFLY ELECTRONIC CO., LTD | | | |
| DRAWING TYPE | | CUSTOMER | | | | | |
| SCALE | 1:1 | SHEET | 1 OF 1 | | | | |
| DRAWING NO. | | C-DS1022-3*XXX-X-B | | | | | |



RECOMMEND PCB LAYOUT
TOLERANCE=±0.05



| pos. | Dim. | Dim.D |
|---------|------|-------|
| 2~8pin | | 5.0mm |
| 9~40pin | | 8.0mm |

| REV. | DESCRIPTION | DRAWN | CHECKED | APPROVED |
|------|--------------|---------------|---------|---------------|
| A | NEW RELEASE | YCH 11/19/10' | ~ | LJC 11/19/10' |
| B | ADD P/N CODE | LJC 12/08/13' | ~ | LJC 12/08/13' |
| C | 吸嘴修改 | YCH 04/23/14' | ~ | |

TABLE B:

| TYPE | Dimension | | | Pin Length (mm) |
|------|-----------|-------|------|-----------------|
| | A | B | C | |
| 1 | 1.50 | 6.00 | 3.00 | 13.80 |
| 2 | 1.20 | 6.00 | 3.00 | 13.50 |
| 3 | 0.68 | 7.75 | 1.20 | 12.90 |
| 4 | 1.20 | 8.00 | 2.50 | 14.90 |
| 5 | 1.20 | 6.00 | 1.20 | 11.70 |
| 6 | 0.70 | 6.00 | 1.40 | 11.30 |
| 7 | 1.50 | 6.00 | 1.20 | 11.90 |
| 8 | 1.00 | 5.84 | 1.40 | 11.60 |
| 9 | 1.00 | 8.13 | 1.40 | 13.80 |
| 10 | 1.18 | 11.00 | 2.50 | 17.90 |
| 11 | 0.68 | 4.50 | 1.40 | 10.00 |
| 12 | | | | |
| 13 | | | | |
| 14 | | | | |
| 15 | | | | |
| 16 | | | | |
| 17 | | | | |
| 18 | | | | |
| 19 | | | | |
| 20 | | | | |
| 21 | | | | |
| 22 | | | | |
| 23 | | | | |
| 24 | | | | |
| 25 | | | | |

NOTES:

- MATERIALS
 - 1.1 CONTACT MATERIAL: COPPER ALLOY.
 - 1.2 CONTACT PLATING: FULL GOLD OR TIN OVER NICKEL.
 - 1.3 INSULATOR MATERIALS: HIGH TEMP. UL94 V-0,COLOR OF BLACK.
- SPECIFICATIONS
 - 2.1 CURRENT RATING: 3A.
 - 2.2 OPERATING TEMPERATURE: -40°C TO +105°C.
 - 2.3 INSULATION RESISTANCE: 1000MΩ MIN.
 - 2.4 CONTACT RESISTANCE: 20mΩ MAX.
 - 2.5 DIELECTRIC WITHSTANDING : 600 VAC.
- PRODUCT NUMBER CODE:

DS1022- X X M X X X X - X

 - Ⓧ PLATING LEVEL(FOR GOLD ONLY)
3A: 0.8-1.2u" B: LEVEL B
 - PACKING TYPE
T: TRAY
R: TAPE ON REEL
B: TUBE
A: POLYBAG
 - PICK UP SUPPORT
S: W/ PICK UP
X: W/O PICK UP
 - Dim. A B C type
1: Type 1
2: Type 2
.....
 - CONTACT PLATING
F1: FULL GOLD FLASH
6: FULL TIN
 - BEND TYPE (SINGLE ROW ONLY)
A: R1 TYPE
B: R2 TYPE
 - MOUNTING TYPE
M: SMT
 - No.OF CONTACTS
1*2 - 1*40
2*2 - 2*40

| GENERAL TOLERANCE | | ANGLE TOLERANCE | |
|-------------------|-------|-----------------|-----|
| X. | ±0.60 | X. | ±5° |
| .X | ±0.38 | .X | ±3° |
| .XX | ±0.25 | .XX | ±2° |

| PROJECTION | TITLE | PIN HEADER PITCH 2.54mm SMT TYPE | |
|------------|-------|----------------------------------|---------------|
| UNITS | mm | | |
| SHEET SIZE | A4 | SERIES | DS1022 SERIES |

| DRAWING TYPE | CUSTOMER | | |
|--------------|-----------------------|-------|--------|
| SCALE | 1:1 | SHEET | 1 OF 1 |
| DRAWING NO. | C-DS1022-XMXXXXXX-X-C | | |

晨翔电子有限公司
CONNFly® CONNFly ELECTRONIC CO., LTD