

Cordes Barking Dog CC-2200

Thank you for purchasing our alarm system. Please take a few minutes to read the user's manual thoroughly and familiarize yourself and your family with its operation. Keep the manual for future reference.



Intended use:

This alarm system is equipped with a radar sensor to detect motions through doors and walls. It can be chosen between a doorbell, barking dog, or alarm. The radar reacts to motions through wood, plastic, and stone walls. The detection range is affected by the wall's thickness. Under normal circumstances, there is no detection through a wall with more than 18 cm.

Operation:

Remote

Open the **battery compartment** (16) of the remote control and insert the included battery (Type CR2032) with positive terminal facing up. Close the **battery compartment** afterwards.

Alarm device

This device can be operated with an adapter (12 V/DC 1 A) or 8 Batteries 1,5 V Type AA (not included).

Adapter: Connect the adapter to the **connection socket** of the device

Batteries: Insert the batteries into the battery compartment. Observe correct polarity as indicated. Replace the batteries, once the **BETRIEB** (Power) (6) indicator lamp gets weaker or turns off.

→ Note: The lifespan of the batteries can last for up to one week, as long as the device does not activate the alarm periodically.

Activate the device and alarm

- After connecting the device with the mains supply, the **BETRIEB** (Power) and **AKTIV** (Arm) (5) indicator lamp light up. The device is live and the alarm will be activated after 10 seconds. If you do not wish the alarm to be activated, press the **An/Aus** (On/Off) (4) button immediately after connecting the device to the mains in order to deactivate alarm. The **AKTIV** (Arm) (5) indicator lamp turns off.

It can be chosen between a doorbell, barking dog, or alarm.

- Choose your sound by pressing **Modus** (Select) (3)
You can adjust the volume by using the buttons + / -
• (VOL + / VOL -) (1)/(2)
Press the **An/Aus** (On/Off) button to activate the device. Leave the detection range within 10 seconds, as the alarm will get activated otherwise. The dogs barking mode will last for about 30 seconds, the alarm sound for about 10 seconds and the doorbell will ring once.
- Press the **An/Aus** (On/Off) button to deactivate the alarm. The **AKTIV** (Arm) indicator lamp turns off.

Disposal

a) Product: Electronic devices are recyclable waste and must not be disposed of in the household waste. At the end of its service life, dispose of the product in accordance with applicable regulatory guidelines. Remove any inserted batteries and dispose of them separately from the product.

b) Batteries: You as the end user are required by law (Battery Ordinance) to return all used batteries. Disposing of them in the household waste is prohibited. Used batteries can be returned to collection points in your municipality free of charge.

User's Manual

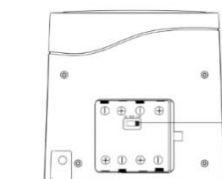
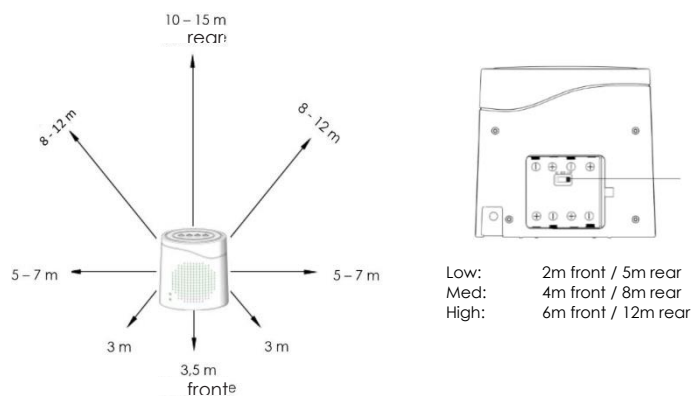
Declaration of Conformity (DOC) Cordes Vertriebsgesellschaft mbH, Op de Solt 42, 22391 Hamburg, Germany, hereby declares that this product conforms to the 2014/53/EU directive.

The full text of the EU declaration of conformity is available at the following internet address: www.cordes-vertrieb.de

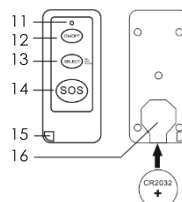
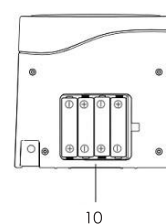
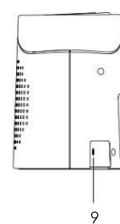
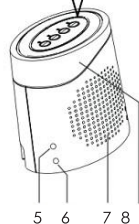
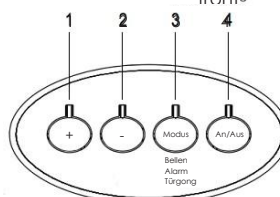
Technical data:

Input voltage (Adapter)	12 V/DC, 1 A (adapter)
Input voltage (Battery)	8x 1,5 V AA battery
Remote control	1x 3 V CR2032
Radar detection angle	360°
Radar detection range	≤ 15m (open area)
Remote range	≤ 50 m
Standby current consumption	Device: ≤20 mA Remote: ≤20 µA
Dynamic current consumption	Device: ≤500 mA - 1 A Remote: ≤15 mA
Noise level range	max. 120 dB
Operating conditions	0 bis +60 °C, 20% - 85% rF
Dimensions (W x H x T)	150 x 160 x 110
Weight	approx. 765 g
Radio frequency/transmitting power	5725.32-5874.80 MHz & 433.050-434.790MHz, 62.2dBm
Radio frequency/transmitting power remote control	433.050-434.790MHz, 2,24dBm

Radar detection range:



Low: 2m front / 5m rear
Med: 4m front / 8m rear
High: 6m front / 12m rear



- Vol +
- Vol -
- Select
- On/Off
- Arm status LED
- Power status LED
- Speaker
- Radar detector
- Connection socket 12V/DC 1 A
- Battery compartment
- Signal LED
- On/Off button
- Select button
- SOS button
- Connection for hook
- Battery compartment