

Switch disconnecter 63A, size 02, 4-pole Front operating mechanism center Basic unit without handle Box terminal

Model	
product brand name	SENTRON
product designation	3KD switch disconnecter
design of the product	Switch
display version for switch position indicator door-coupling rotary operating mechanism	ON-OFF
design of the actuating element	Without handle
type of the driving mechanism	Front operating mechanism
type of the driving mechanism motor drive	No
General technical data	
number of poles	4
type of device	fixed mounting
size of switch disconnecter	'02
mechanical service life (operating cycles) typical	100 000
electrical endurance (operating cycles)	
• at AC-23 A at 690 V	6 000
I ² t value	
• of the fuse at 400 V maximum permissible	80 000 A ² ·s
• of the fuse at 500 V maximum permissible	80 000 A ² ·s
• of the gG fuse at 690 V maximum permissible	75 000 A ² ·s
position of the switch operating mechanism	central
overvoltage in percent relative to the operating voltage at AC at 400, 500, 690 V at 50/60 Hz	5 %
overvoltage category	III
degree of pollution	3
Voltage	
insulation voltage	
• rated value	750 V
surge voltage resistance rated value	8 kV
Protection class	
protection class IP	IP10
protection class IP	
• with closed switch with cover or cable lug cover	IP10
• on the front	IP40
Dissipation	
power loss [W]	
• with conventional rated thermal current per pole	3.1 W
• with conventional rated thermal current per device	3.1 W
• for rated value of the current at AC in hot operating state per pole	9.2 W
Main circuit	

operating power	
• at AC-23 A at 500 V rated value	15 kW
operational current rated value	63 A
Auxiliary circuit	
number of connected NC contacts for auxiliary contacts	0
number of connected NO contacts for auxiliary contacts	0
number of connected CO contacts for auxiliary contacts	0
number of CO contacts for auxiliary contacts	0
number of NC contacts for auxiliary contacts	1
number of NO contacts for auxiliary contacts	1
Suitability	
suitability for use	
• main switch	Yes
• switch disconnecter	Yes
• EMERGENCY OFF switch	Yes
• safety switch	Yes
• maintenance/repair switch	Yes
Product details	
product component	
• trip indicator	No
• voltage trigger	No
• undervoltage release	No
• undervoltage release with leading contact	No
product extension auxiliary switch	Yes
product extension optional	
• motor drive	No
• voltage trigger	No
Short circuit	
short-circuit current making capacity (I _{cm}) for switch disconnecter	
• without fuse link rated value minimum	3.55 kA
conditional short-circuit current with line-side fuse protection	
• at 500 V by gG fuse rated value	50 kA
• at 690 V by gG fuse rated value	50 kA
Connections	
type of connectable conductor cross-sections for copper conductor	
• solid	1 x (4 ... 50) mm ²
• finely stranded with core end processing	1 x (4 ... 35) mm ²
• stranded	1 x (4 ... 50) mm ²
type of electrical connection for main current circuit	box terminal
Mechanical Design	
height	110 mm
width	96 mm
depth	74 mm
fastening method	Screw fixing and standard rail mounting 35 mm
fastening method	
• 4-hole front mounting	No
• front mounting with central attachment	No
• rail mounting	Yes
mounting position	any
net weight	465 g
Environmental conditions	
ambient temperature during operation	
• minimum	-5 °C
• maximum	40 °C
ambient temperature during storage	
• minimum	-25 °C
• maximum	55 °C
Certificates	
reference code according to IEC 81346-2	Q



[Confirmation](#)

[Miscellaneous](#)



other

Environment

[Confirmation](#)

[Miscellaneous](#)

[Environmental Confirmations](#)

Further information

Siemens has decided to exit the Russian market (see here).

<https://press.siemens.com/global/en/pressrelease/siemens-wind-down-russian-business>

Siemens is working on the renewal of the current EAC certificates.

Please contact your local Siemens office on the status of validity of the EAC certification if you intend to import or offer to supply these products to an EAC relevant market (other than the sanctioned EAEU member states Russia or Belarus).

Information on the packaging

<https://support.industry.siemens.com/cs/ww/en/view/109813875>

Information- and Downloadcenter (Catalogs, Brochures,...)

<http://www.siemens.com/lowvoltage/catalogs>

Industry Mall (Online ordering system)

<https://mall.industry.siemens.com/mall/en/en/Catalog/product?mlfb=3KD0340-2LG20-3>

Service&Support (Manuals, Certificates, Characteristics, FAQs,...)

<https://support.industry.siemens.com/cs/ww/en/ps/3KD0340-2LG20-3>

Image database (product images, 2D dimension drawings, 3D models, device circuit diagrams, ...)

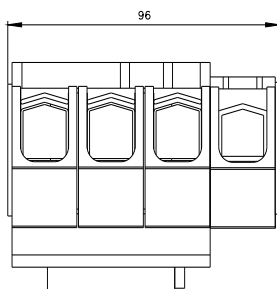

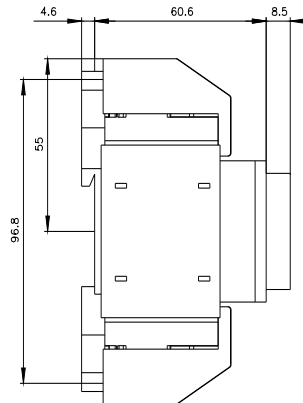
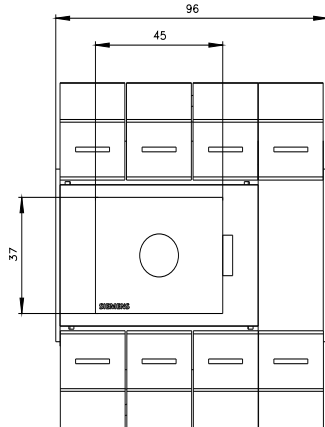
http://www.automation.siemens.com/bilddb/cax_en.aspx?mlfb=3KD0340-2LG20-3

CAX-Online-Generator

<http://www.siemens.com/cax>

Tender specifications

<http://www.siemens.com/specifications>



last modified:

12/18/2020 