



reversing contactor assembly, AC-3e/AC-3, 65 A, 30 kW / 400 V, 3-pole, 24 V DC, 0.7-1.25* Us, with varistor plugged on, screw terminal, electrical and mechanical interlock, auxiliary contacts: 2 x 1 NO

product brand name	SIRIUS
product designation	Reversing contactor assembly
product type designation	3RA23
manufacturer's article number	
• 1 of the supplied contactor	3RT2037-1KB40
• 2 of the supplied contactor	3RT2037-1KB40
• of the supplied RS assembly kit	3RA2933-2AA1
General technical data	
size of contactor	S2
product extension auxiliary switch	Yes
shock resistance at rectangular impulse	
• at DC	7.7g / 5 ms, 4.5g / 10 ms
shock resistance with sine pulse	
• at DC	12g / 5 ms, 7g / 10 ms
mechanical service life (operating cycles)	
• of contactor typical	10 000 000
• of the contactor with added auxiliary switch block typical	10 000 000
reference code according to IEC 81346-2	Q
Substance Prohibitance (Date)	10/01/2014
Ambient conditions	
installation altitude at height above sea level maximum	2 000 m
ambient temperature	
• during operation	-25 ... +60 °C
• during storage	-55 ... +80 °C
Main circuit	
number of poles for main current circuit	3
number of NO contacts for main contacts	3
number of NC contacts for main contacts	0
operating voltage	
• at AC-3 rated value maximum	690 V
• at AC-3e rated value maximum	690 V
operational current	
• at AC-3	
— at 400 V rated value	65 A
— at 500 V rated value	65 A
— at 690 V rated value	47 A
• at AC-3e	
— at 400 V rated value	65 A
— at 500 V rated value	65 A
— at 690 V rated value	47 A

operating power	
<ul style="list-style-type: none"> at AC-3 <ul style="list-style-type: none"> at 400 V rated value at 500 V rated value at 690 V rated value at AC-3e <ul style="list-style-type: none"> at 400 V rated value at 690 V rated value at AC-4 at 400 V rated value 	30 kW 37 kW 37 kW 30 kW 37 kW 30 kW
operating frequency	
<ul style="list-style-type: none"> at AC-3 maximum at AC-3e maximum 	700 1/h 700 1/h
Control circuit/ Control	
type of voltage of the control supply voltage	DC
control supply voltage 1	
<ul style="list-style-type: none"> at DC rated value 	24 V
design of the surge suppressor	with varistor
closing power of magnet coil at DC	21.5 W
holding power of magnet coil at DC	1 W
Auxiliary circuit	
number of NC contacts for auxiliary contacts	
<ul style="list-style-type: none"> per direction of rotation 	0
number of NO contacts for auxiliary contacts	
<ul style="list-style-type: none"> per direction of rotation instantaneous contact 	1 2
contact reliability of auxiliary contacts	< 1 error per 100 million operating cycles
UL/CSA ratings	
full-load current (FLA) for 3-phase AC motor	
<ul style="list-style-type: none"> at 480 V rated value at 600 V rated value 	65 A 62 A
yielded mechanical performance [hp] for 3-phase AC motor	
<ul style="list-style-type: none"> at 220/230 V rated value at 460/480 V rated value at 575/600 V rated value 	20 hp 50 hp 50 hp
contact rating of auxiliary contacts according to UL	A600 / Q600
Short-circuit protection	
design of the fuse link	
<ul style="list-style-type: none"> for short-circuit protection of the main circuit <ul style="list-style-type: none"> with type of coordination 1 required with type of assignment 2 required for short-circuit protection of the auxiliary switch required 	gG NH 3NA, DIAZED 5SB, NEOZED 5SE: 250 A gG NH 3NA, DIAZED 5SB, NEOZED 5SE: 125 A fuse gG: 10 A
Installation/ mounting/ dimensions	
mounting position	+/-180° rotation possible on vertical mounting surface; can be tilted forward and backward by +/- 22.5° on vertical mounting surface
fastening method	screw and snap-on mounting onto 35 mm DIN rail
height	141 mm
width	120 mm
depth	130 mm
required spacing	
<ul style="list-style-type: none"> with side-by-side mounting <ul style="list-style-type: none"> forwards backwards upwards downwards at the side for grounded parts <ul style="list-style-type: none"> forwards backwards upwards at the side downwards 	10 mm 0 mm 10 mm 10 mm 10 mm 10 mm 0 mm 10 mm 10 mm 10 mm

• for live parts	
— forwards	10 mm
— backwards	0 mm
— upwards	10 mm
— downwards	10 mm
— at the side	10 mm

Connections/ Terminals

type of electrical connection	
• for main current circuit	screw-type terminals
• for auxiliary and control circuit	screw-type terminals
• at contactor for auxiliary contacts	Screw-type terminals
• of magnet coil	Screw-type terminals
type of connectable conductor cross-sections for main contacts	
• solid	2x (1 ... 35 mm ²), 1x (1 ... 50 mm ²)
• solid or stranded	2x (1 ... 35 mm ²), 1x (1 ... 50 mm ²)
• finely stranded with core end processing	2x (1 ... 25 mm ²), 1x (1 ... 35 mm ²)
type of connectable conductor cross-sections	
• for auxiliary contacts	
— solid or stranded	2x (0.5 ... 1.5 mm ²), 2x (0.75 ... 2.5 mm ²)
— finely stranded with core end processing	2x (0.5 ... 1.5 mm ²), 2x (0.75 ... 2.5 mm ²)
• for AWG cables for auxiliary contacts	2x (20 ... 16), 2x (18 ... 14)






Safety related data

B10 value with high demand rate according to SN 31920	1 000 000
proportion of dangerous failures	
• with low demand rate according to SN 31920	40 %
• with high demand rate according to SN 31920	73 %
failure rate [FIT] with low demand rate according to SN 31920	100 FIT
T1 value for proof test interval or service life according to IEC 61508	20 a
protection class IP on the front according to IEC 60529	IP20
touch protection on the front according to IEC 60529	finger-safe, for vertical contact from the front

Communication/ Protocol

product function bus communication	Yes
protocol is supported AS-Interface protocol	No
product function control circuit interface with IO link	No

Certificates/ approvals

General Product Approval	Declaration of Conformity
 Confirmation	   

Marine / Shipping
     

other
Confirmation

Further information

Siemens has decided to exit the Russian market (see here).
<https://press.siemens.com/global/en/pressrelease/siemens-wind-down-russian-business>
 Siemens is working on the renewal of the current EAC certificates.

Please contact your local Siemens office on the status of validity of the EAC certification if you intend to import or offer to supply these products to an EAC relevant market (other than the sanctioned EAEU member states Russia or Belarus).

Information on the packaging

<https://support.industry.siemens.com/cs/ww/en/view/109813875>

Information- and Downloadcenter (Catalogs, Brochures,...)

<https://www.siemens.com/ic10>

Industry Mall (Online ordering system)

<https://mall.industry.siemens.com/mall/en/en/Catalog/product?mlfb=3RA2337-8XB30-1KB4>

Cax online generator

<http://support.automation.siemens.com/WW/CAXorder/default.aspx?lang=en&mlfb=3RA2337-8XB30-1KB4>

Service&Support (Manuals, Certificates, Characteristics, FAQs,...)

<https://support.industry.siemens.com/cs/ww/en/ps/3RA2337-8XB30-1KB4>

Image database (product images, 2D dimension drawings, 3D models, device circuit diagrams, EPLAN macros, ...)

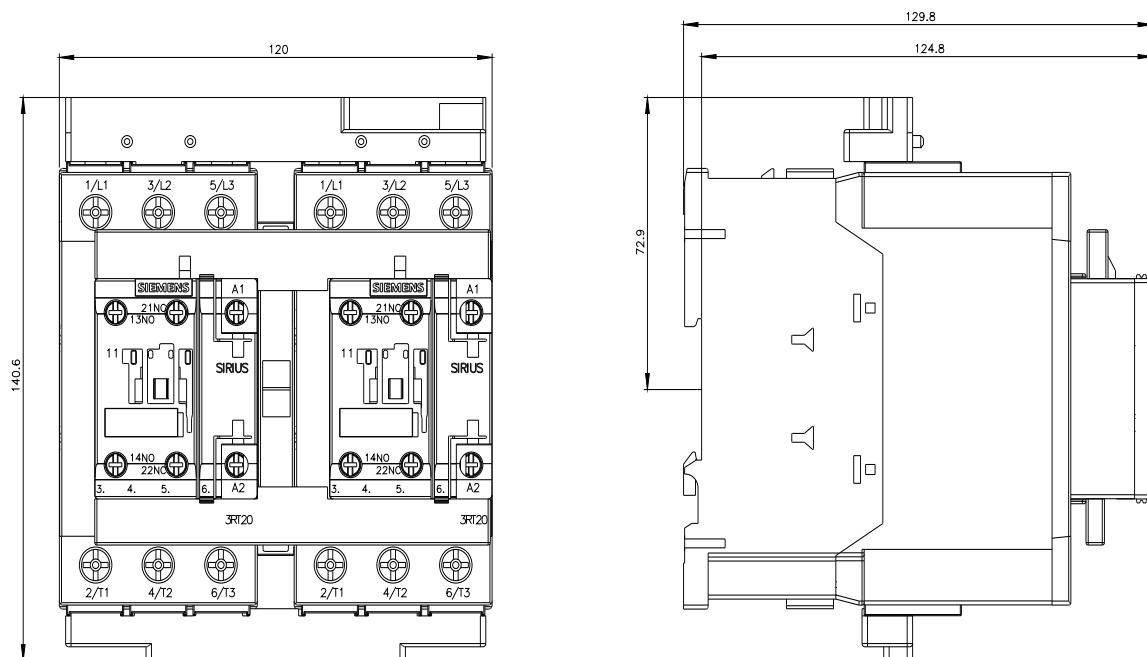
http://www.automation.siemens.com/bilddb/cax_de.aspx?mlfb=3RA2337-8XB30-1KB4&lang=en

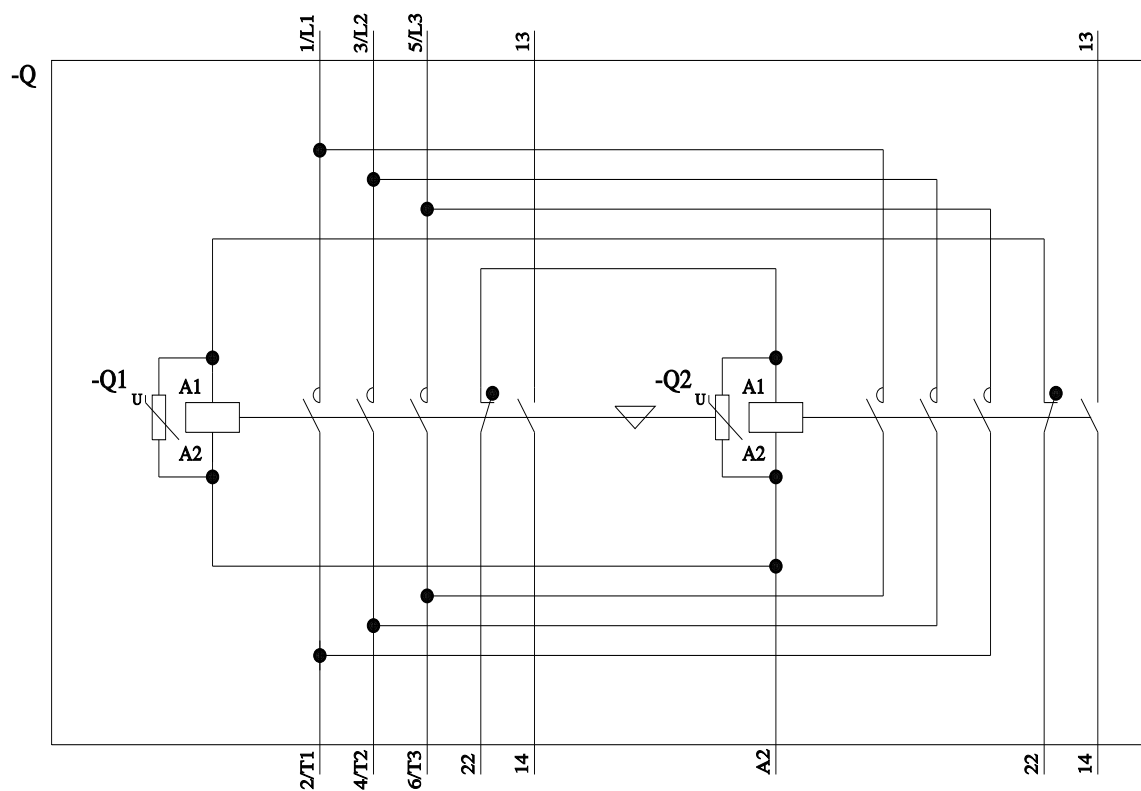
Characteristic: Tripping characteristics, I^2t , Let-through current

<https://support.industry.siemens.com/cs/ww/en/ps/3RA2337-8XB30-1KB4/char>

Further characteristics (e.g. electrical endurance, switching frequency)

<http://www.automation.siemens.com/bilddb/index.aspx?view=Search&mlfb=3RA2337-8XB30-1KB4&objecttype=14&gridview=view1>





last modified:

11/21/2022 