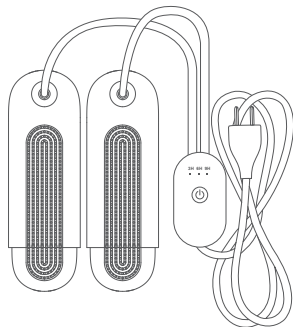


# SHOES DRYER

Instruction manual



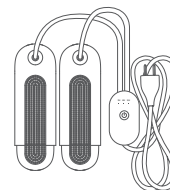
Product Name: shoe dryer  
Product model: SJ-A03

1

## SUMMARY

For your safety, please read this manual carefully.  
This product is suitable for drying shoes.

## METHOD OF USE



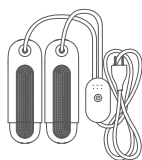
1. Insert the power plug into the 230V power socket, and the indicator lights up after the power is turned on (indicating that it has been working normally).
2. Put the shoe dryer into the shoes to be dried. Put one shoe into the other. If the shoes are too wet, it usually takes more than 5 hours to dry them.
3. The internal heating element of the shoe dryer is automatically constant temperature, and the temperature is kept between 65-80 °. Generally, shoes of common use can be used, and shoes of special materials should not be used.
4. After use, please unplug the power plug immediately.

## PRODUCT PARAMETERS

Product dimension: 20.8cm x 5.6cm x 3.4 cm	Operation time setting: 3 / 6 / 9 hours
Weight: 297g	Product material: ABS
Input: 220-240V/AC 50/60Hz 16W	Protection Class: Class II
Heating Mode: PTC	Operation area: For indoor use only

2

## INVENTORY



Shoes dryer×1



Instructions×1

## ENVIRONMENT PROTECTION

When disposing of products, please do not stack them together with general domestic waste, but hand them over to the officially designated recycling center, which is conducive to environmental protection.

## DPOSIT

Do not wind the power cord on the product

1. Ensure that the product is powered off and the power plug is unplugged.
2. Place the product on a heat-resistant floor for complete cooling before storage.
3. Put the shoe dryer in an insulated bag for easy carrying and storage.

## MATTERS NEEDING ATTENTION

- This product should not be played by children to avoid the danger of wire entanglement. It should be placed out of the reach of children when powered on.
- Avoid sundries blocking the cooling holes.
- Keep the shoe dryer away from inflammables and explosives during use.
- The temperature of the plastic shell is relatively high. Do not touch the skin to avoid scalding.
- Do not press the power cord under the shoe dryer during use to avoid damage and leakage.
- In case of failure or power cord damage during use, it shall be repaired by professional technicians.

3

## SAFETY WARNING

- The appliance is not to be used by persons (including children) with reduced physical, sensory or mental capabilities, or lack of experience and knowledge, unless they have been given supervision or instruction
- Children being supervised not to play with the appliance
- Do not use this product near bathtub or other high humidity environment.
- Do not use this product in airtight plastic bags and other products.
- Do not use this product in socks and gloves, as it may damage articles due to lack of ventilation.
- This product is not suitable for shoes that have just been washed, wet or are saturated with water due to other reasons.

4