

### CHARACTERISTICS

Ambient temperature	-10 ÷ +50 °C			
Fluid	50 µm filtered air (mixed system) 50 µm filtered air, with or without dehumidification (spool system)			
Commutation system	mixed and spool			
Max pressure	10 bar			
Connection	ISO 5599/1 interface			
	size 1	size 2	size 3	size 4
Nominal bore (mm)	8	10	15	19
Nominal flow rate (NI/min)	1480	2300	4200	6600
Valve body	acetalic resin with zamak cover			
Seals	nitrile rubber and polyurethane (mixed system), NBR (spool system)			
Electropilot/Coil	AA series/U3			
Power consumption	2,5 W (DC) - 5 VA (AC)			
Voltage	12 V DC - 24 V DC - 24 V AC - 110 V AC - 230 V AC			
Manual override	impulse screw - 2 positions (BE), recessed button - 1 position (BE12)			



### BE Single/double pneumatic impulse

	■ MIXED SYSTEM		size		size		size	
		BE-3100	1		BE-3150	1	BE-3170	1
		BE-4100	2		BE-4150	2	BE-4170	2
		BE-5100	3		BE-5150	3	BE-5170	3
		BE-6100	4		BE-6150	4	BE-6170	4
	■ SPOOL SYSTEM		size		size		size	
		BE-3800	1		BE-3850	1	BE-3870	1
		BE-4800	2		BE-4850	2	BE-4870	2
	BE-5800	3		BE-5850	3	BE-5870	3	
	BE-6800	4		BE-6850	4	BE-6870	4	

### BE Single electrical impulse

	■ MIXED SYSTEM		size		size	
		BE-3000	1		BE-3060	1
		BE-4000	2		BE-4060	2
		BE-5000	3		BE-5060	3
		BE-6000	4		BE-6060	4
	■ SPOOL SYSTEM		size		size	
		BE-3700	1		BE-3760	1
		BE-4700	2		BE-4760	2
	BE-5700	3		BE-5760	3	
	BE-6700	4		BE-6760	4	

### BE Double electrical impulse

	■ MIXED SYSTEM		size		size	
		BE-3020	1		BE-3030	1
		BE-4020	2		BE-4030	2
		BE-5020	3		BE-5030	3
		BE-6020	4		BE-6030	4
			size		size	
		BE-3200	1		BE-3205	1
		BE-4200	2		BE-4205	2
		BE-5200	3		BE-5205	3
		BE-6200	4		BE-6205	4
	■ SPOOL SYSTEM		size		size	
		BE-3720	1		BE-3730	1
	BE-4720	2		BE-4730	2	
	BE-5720	3		BE-5730	3	
	BE-6720	4		BE-6730	4	
		size		size		
	BE-3900	1		BE-3940	1	
	BE-4900	2		BE-4940	2	
	BE-5900	3		BE-5940	3	
	BE-6900	4		BE-6940	4	

For versions with recessed button 1 position, add suffix U to part number

BE12 Single electrical impulse

	■ MIXED SYSTEM		■ SPOOL SYSTEM	
		size		size
		BE12-3000 1		BE12-3700 1
		BE12-4000 2		BE12-4700 2
		BE12-5000 3		BE12-5700 3

BE12 Double electrical impulse

	■ MIXED SYSTEM		■ SPOOL SYSTEM		
		size		size	size
	BE12-3020 1		BE12-3720 1		BE12-3940 1
	BE12-4020 2		BE12-4720 2		BE12-4940 2
	BE12-5020 3		BE12-5720 3		BE12-5940 3
		size		size	
		BE12-3205 1		BE12-3900 1	
		BE12-4205 2		BE12-4900 2	
		BE12-5205 3		BE12-5900 3	

Single sub-base, side connections

■ ISO 1		■ ISO 2		■ ISO 3		■ ISO 4	
	BF-1060 G1/8		BF-1150 G1/4		BF-3060 G1/2		BF-4060 G3/4
	BF-1061 G1/4		BF-1151 G3/8		BF-3061 G3/4		BF-4061 G1

Single sub-base, bottom connections

■ ISO 1		■ ISO 2	
	BF-1062 G1/8		BF-1152 G1/4
	BF-1063 G1/4		BF-1153 G3/8
Single or Manifold with separate exhausts			
■ ISO 3		■ ISO 4	
	BF-3063 G3/4		BF-4062 G3/4
			BF-4063 G1

Manifold universal system sub-base, bottom and side connections, conveyed exhaust

■ ISO 1		■ ISO 2		■ ISO 3	
	BF-1071 G1/8		BF-1160 G1/4		BF-3071 G1/2
	BF-1072 G1/4		BF-1161 G3/8		BF-3072 G3/4
	BF-1071S G1/8				
	BF-1072S G1/4				

Manifold universal system inlet plate

ISO 1



BF-1065  
G3/8

BF-1066  
G3/8



BF-1068  
G3/8

ISO 2



BF-1154  
G1/2

BF-1155  
G1/2

ISO 3



BF-3064  
G1

Manifold universal system diaphragm

ISO 1



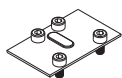
BF-1070

ISO 2



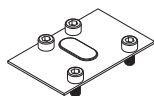
BF-1162

BF-1085



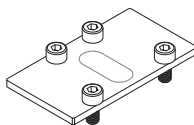
closing plate for  
ISO 1 sub-base

BF-1175



closing plate for  
ISO 2 sub-base 2

BF-3175



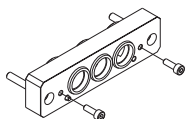
closing plate for  
ISO 3 sub-base 3

BF-3082



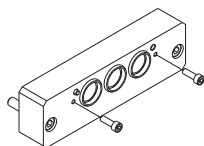
universal system plug for  
ISO 3 sub-base

BF-1190



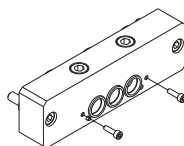
connecting interface for  
universal sub-bases  
size 1 - 2

BF-3190



connecting interface for  
universal sub-bases  
size 2 - 3

BF-3191



connecting interface for  
universal sub-bases  
size 1 - 3