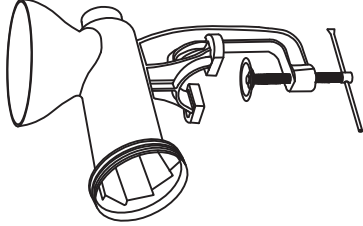
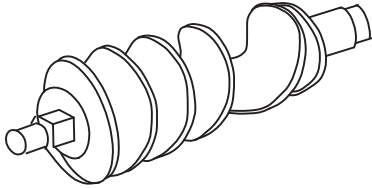

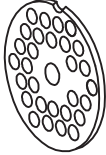
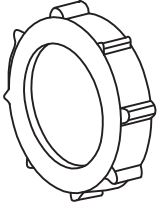

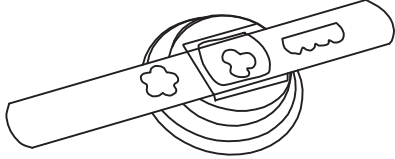

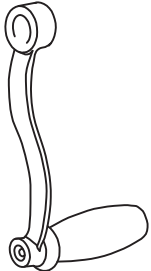
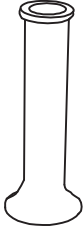


Instruction

This product (Item No.: 2887782) is a multifunction meat grinder.
Functions include: mincing meat, pressing noodle, making sausage.

Spare Parts:

<p>(1) Aluminum alloy body</p> 	<p>(2) Spiral shaft (cutter)</p> 
<p>(3) Blade (cross knife)</p> 	<p>(4) Discharge plate</p> 
<p>(5) Compression nut</p> 	<p>(6) Sausage filling funnel</p> 
<p>(7) Pastry attachment set</p> 	<p>(8) Set screw</p> 
<p>(9) Crank handle</p> 	<p>(10) Pestle</p> 

Care and Safety instructions

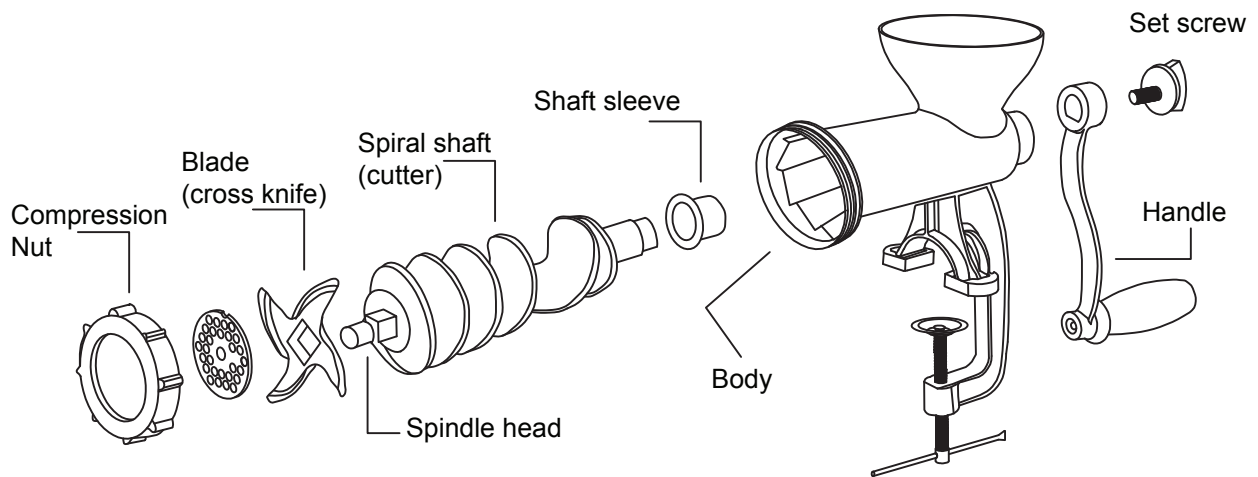
Please clean the propeller shaft, cutter, and discharge plate before using, in case of industrial oil residue.

Please disassemble the machine and use hot water to clean the spare parts, and dry it, to prevent rusting.

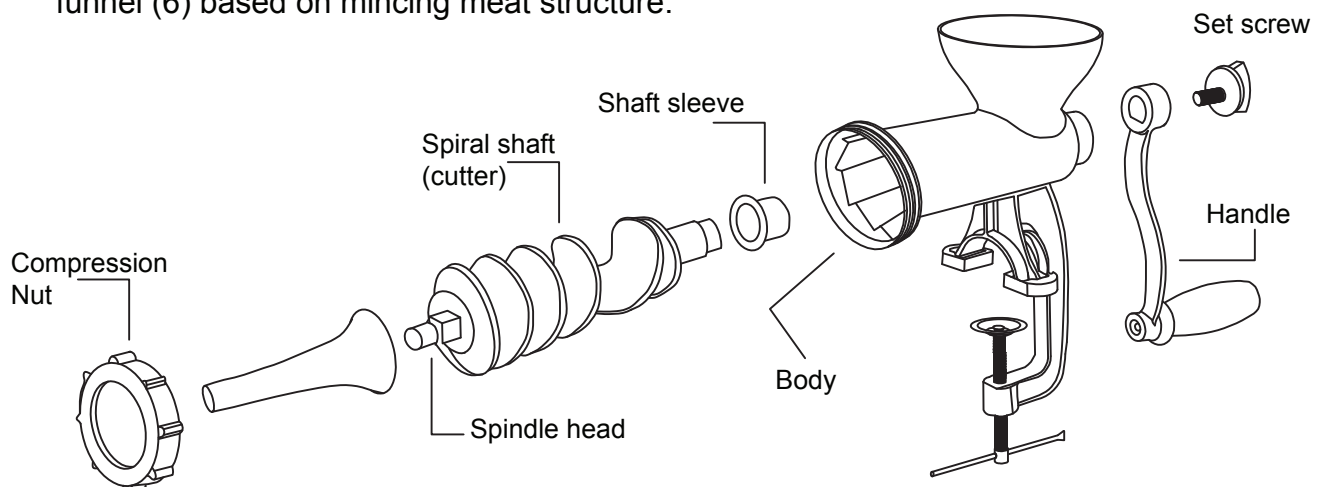
Please note that we have made the process anti-oxygenation, which is non-toxic and odorless. but remember not to use any salt water or chemical water to clean, or it will be easy to corrodible and turn black.

Assembly instructions

1) Mincing meat : assembly as below figure.



2) Making sausage : remove blade (3) and discharge plate (4), then install the plastic funnel (6) based on mincing meat structure.



Usage Tips

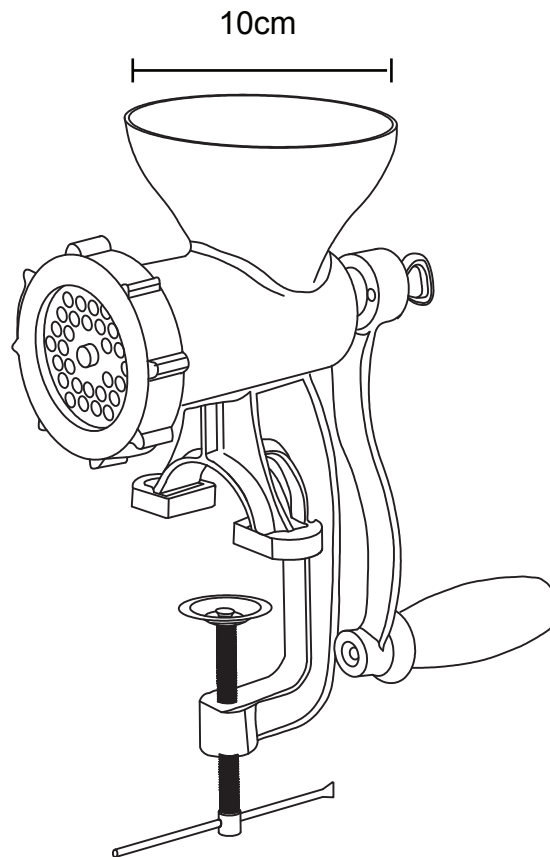
Add a little oil into the between spiral shaft and cover before using in order to easy to use.

Cleaning instruction

1. Disassemble the machine, remove meat, etc. wash each part in warm soapy water.
2. A bleaching solution containing chlorine will discolor aluminum surfaces.
3. Dry all parts thoroughly before re-assembling.

Specification

Product dimension:



Hole size: 5mm

Weight: 0.68kg(main body); accessories: 0.07kg(accessories); 0.75kg(total)

Material: Aluminum body and wooden handle.

Distributed by **Conrad Electronic SE**
Klaus-Conrad-Str. 1, D-92240 Hirschau