



4K All-in-one video bar – Video conference system



Quick Installation Guide

DS-55581

1. Introduction

The DIGITUS® 4K video conferencing system combines camera, microphone and speaker in one device and is suitable for small to medium-sized rooms. The video bar connects easily to a notebook or computer via USB, the power supply is also provided via the same USB cable. Thanks to Plug-and-Play, installation is extremely easy, no additional software is required. Delivery includes as a remote control for convenient control of the range of functions.

2. Main Features

- 4K Ultra-HD ePTZ (electronic Pan-Tilt-Zoom) camera
- Ultra wide angle lens – 94° diagonal, 90° horizontal, 55° vertical
- 4K Ultra HD video calls (up to 3840 x 2160 pixels / 30 frames per second)
- 3.0" Sensor (GC4663), 8 MP
- Auto-framing, Smart Zoom (4x digital zoom) & AI Face/Speaker Tracking – The video bar uses AI (Artificial Intelligence) to automatically adjust the camera position, focus and zoom in order to optimally capture the video participants
- Beamforming microphone array – 2 integrated beamforming microphones for speech capture and 7m audio range (voice pick-up)
- Digital noise reduction & acoustic echo cancellation – suppresses undesirable background noise and eliminates echoes
- Hi-Fi speaker with 2W max.
- Remote control included for convenient control of functions

3. Package Content

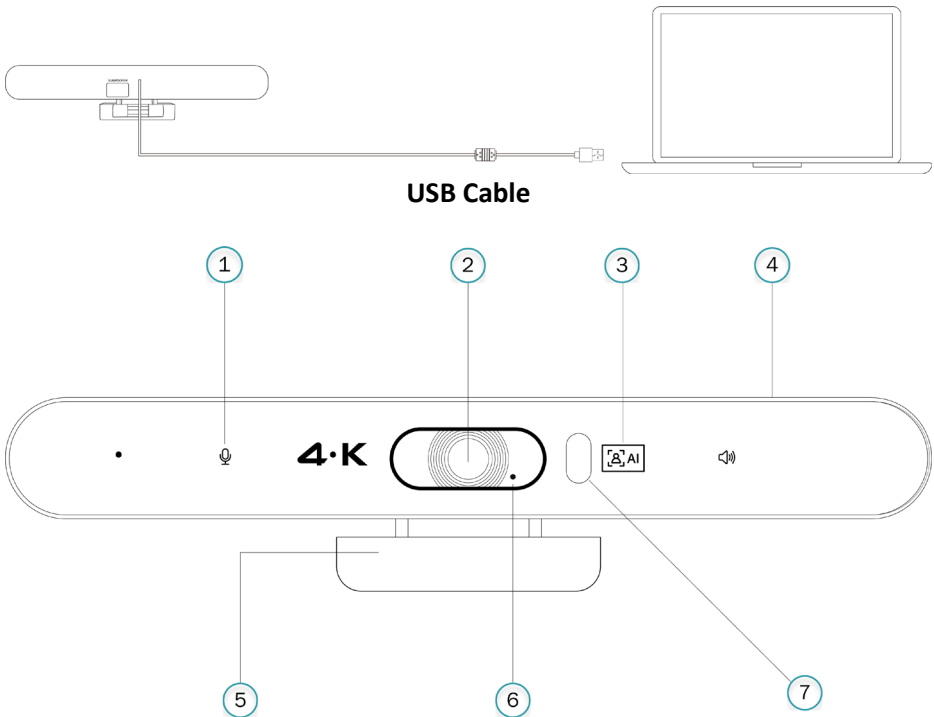
- 1x Video Bar
- 1x Additional microphone
- 1x USB connection cable (5 m)
- 1x network cable
- 1x remote control
- 1x power adapter (12V/1A)
- 1x QIG

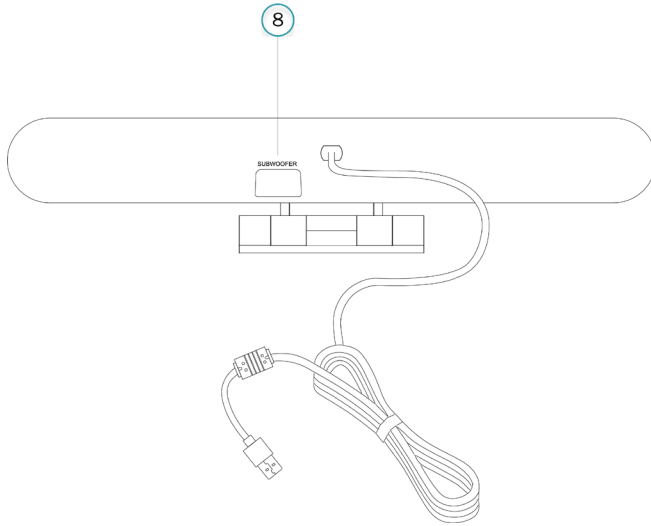
4. Technical Data

Compatibility	Windows 7 or higher, macOS 10.10 or higher, ChromeOS, Android 5.0 or higher	
Camera lens	Ultra wide angle lens (94° diagonal, 90° horizontal, 55° vertical)	
Auto framing	Smart Zoom (4x digital zoom) & AI Face/ Speaker Tracking	
Minimum recording distance	50 cm	
Microphone	Beamforming microphone array (4 integrated beamforming microphones for speech capture and 5m audio range (voice pick-up))	
	Microphone details:	Speaker details:
	Omnidirectional; Voice pick up (audio range): 7m Frequency: 20 Hz – 8 kHz Sensitivity: - 26 dB SPL (Sound Pressure Level): 120 dB max.	2 W max. power output Resistance: 4 Ohm Frequency: 20 Hz – 24 kHz Dimensions: 26 x 5.6 x 6 cm Weight: 0,4 kg
Speaker	Hi-Fi speaker with 2W max.	
Control Function	Remote control included for convenient control of functions; Automatic control - aperture, brightness, contrast, white balance	
Resolution	up to 4K Ultra-HD (up to 3840 x 2160 / 30 Hz)	
Video bar connections	1x USB-A 3.0 – Host PC connection; 1x RJ45 – Additional table microphone connection; 1x power supply input (External power) supply connection;	

	1x audio input (3.5 mm); 1x audio output (3.5 mm)
DSP Audio	AEC technology; AGC (Automatic gain control); Noise Reduction
Dimensions (W x D x H)	26 x 5.6 x 6 cm
Color	Black

5. Connection Overview

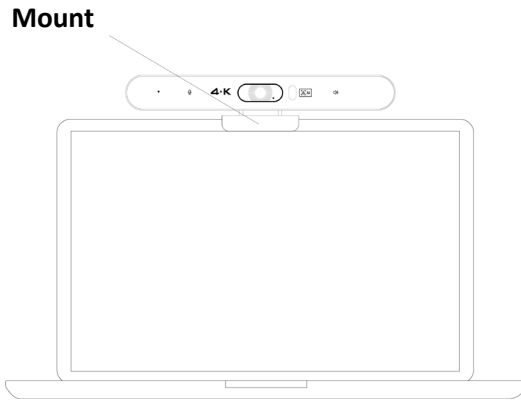




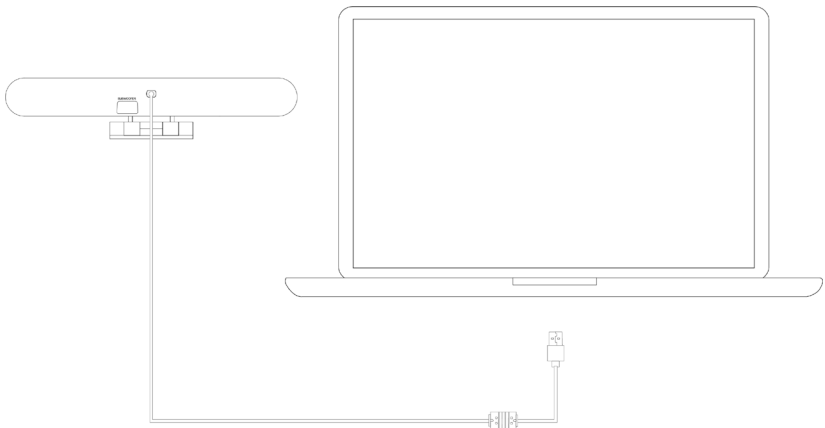
1.)	Microphone
2.)	Camera
3.)	AI on/ off
4.)	Speaker
5.)	Bracket
6.)	Camera indicator
7.)	IR Receiver Port
8.)	Phase Invertor Tube

6. Set Up

1.)



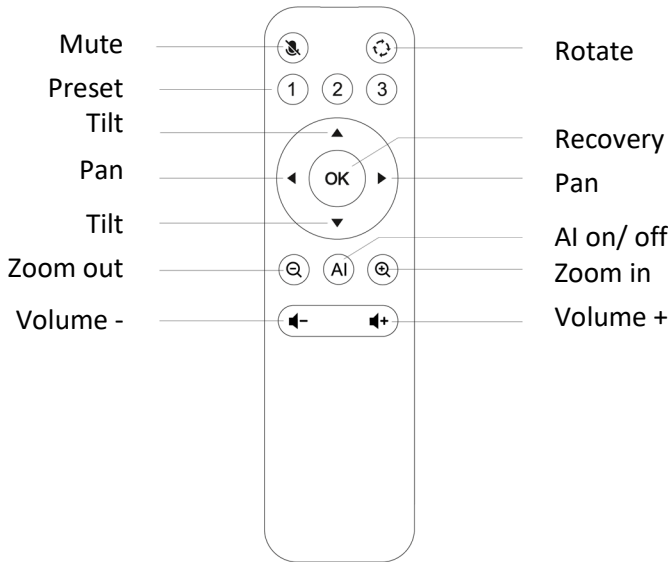
2.) Free drive, connect directly to your computer and start working.



7. Camera preset settings

Adjust the camera view to the positions you want to present, then long press 1 (or 2/3) button for 2 seconds. After a hint tone appears, camera preset 1 is successfully set. Repeat the above steps, press 1/ 2/ 3 keys respectively. You can set 3 preset positions in total. By repeating the same key, it will overwrite the previous preset and update it to the latest preset.

8. Camera Remote Control



Disclaimer

Hereby Assmann Electronic GmbH, declares that the Declaration of Conformity is part of the shipping content. If the Declaration of Conformity is missing, you can request it by post under the below mentioned manufacturer address.

www.assmann.com

Assmann Electronic GmbH
Auf dem Schüffel 3
58513 Lüdenscheid
Germany

