

Data Sheet


14.2 mm Two Digit Display SMD

(Common Anode type)

Features

- 14.2 mm Two Digit Display
- Long lifetime operation
- IC compatible
- Low power dissipation
- Gray surface & white segment or dot
- RoHS compliant

Photo



Applications

- Counting device
- Clock




Absolute Maximum Rating (Ta=25 °C)

Item	Symbol	Value	Unit
		Red/Yellow/Yellow Green	
DC Forward Current	IF	25	mA
Pulse Forward Current#	IFP	80	mA
Reverse Voltage	VR	5	V
Power Dissipation	Pt	65	mW
Operating Temperature	Topr	-30 ~ +85	°C
Storage Temperature	Tstg	-40 ~ +100	°C
Lead Soldering Temperature (1.6 mm Below body)	Tsol	260 °C/3 sec	°C

#Pulse width Max.10 ms Duty ratio max 1/10

#Reflow time Max 3 seconds

Electrical -Optical Characteristics (Ta=25 °C)

BN	Color			VF (V)			IR(μA)	Iv(mcd)			λD(nm)		
				Min.	Typ.	Max.	Max.	Min.	Typ.	Max.	Min.	Typ.	Max.
				IF=20mA			VR=5V	IF=10mA			IF=20mA		
2903160	Red	R		-	2.1	2.6	100	5	13	25	625	630	640
2903161	Yellow	Y		-	2.1	2.6	100	8	16	25	585	590	595
2903162	Yellow Green	YG		-	2.1	2.6	100	5	13	20	565	570	575

*1 Tolerance of measurements of chromaticity coordinate is ±10 %

*2 Tolerance of measurements of dominant wavelength is ±1 nm

*3 Tolerance of measurements of luminous intensity is ±15 %

*4 Tolerance of measurements of forward voltage is ±0.1 V

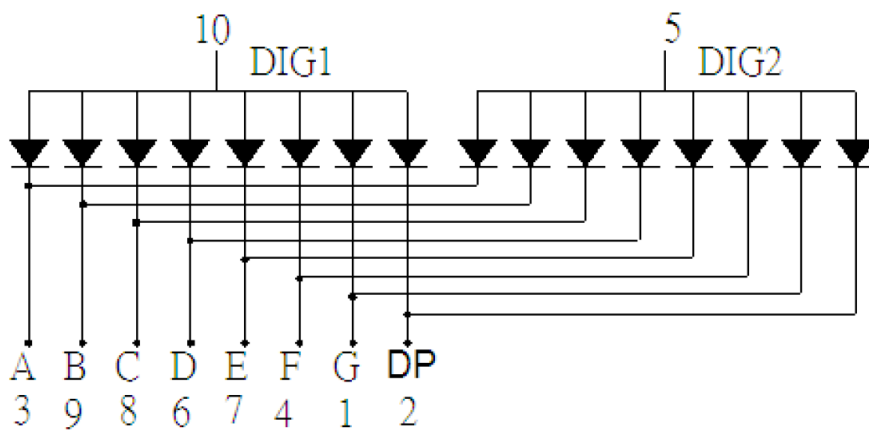
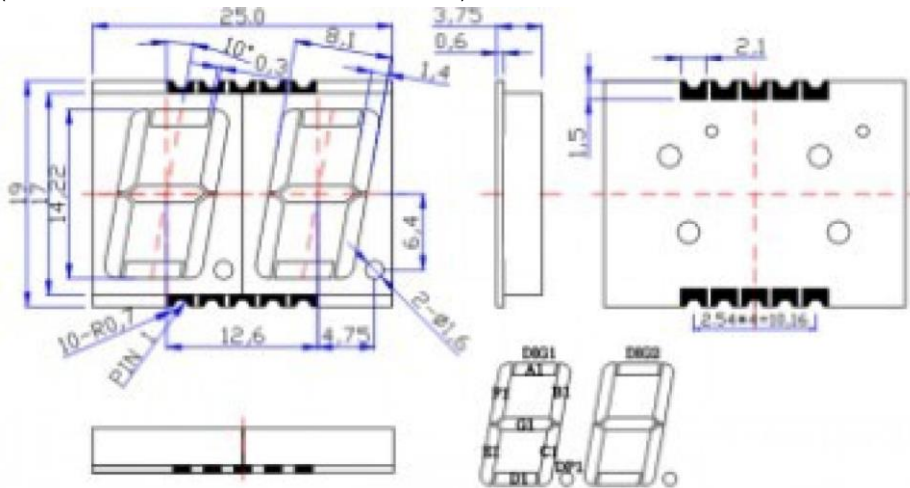
Data Sheet

Package Dimensions

Common Anode type

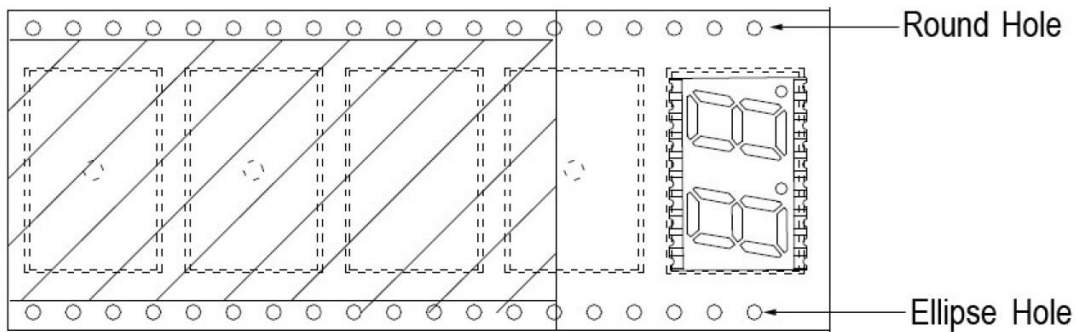
Note: 1, Unit: mm

(Tolerance: ± 0.25 mm unless otherwise noted)

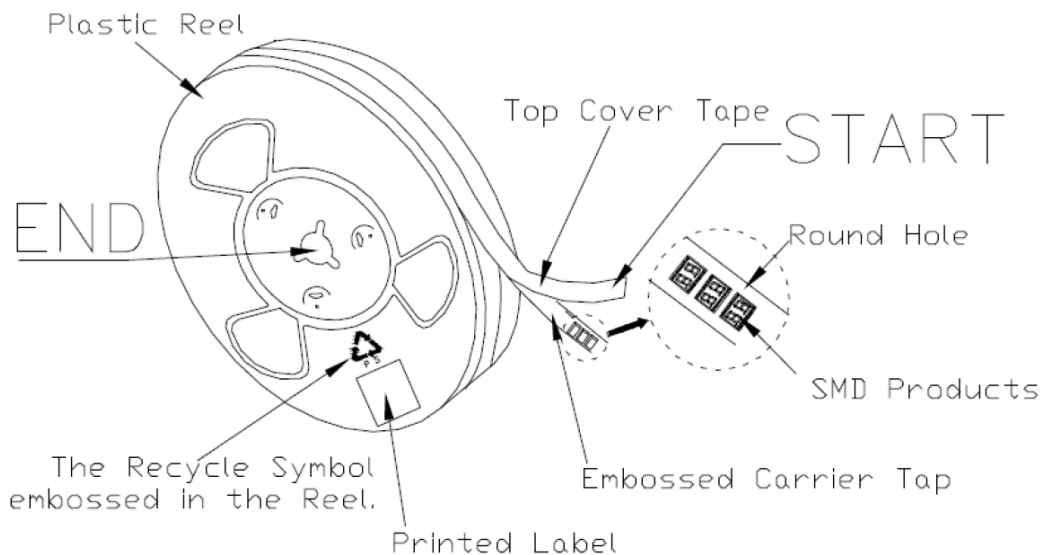


Data Sheet

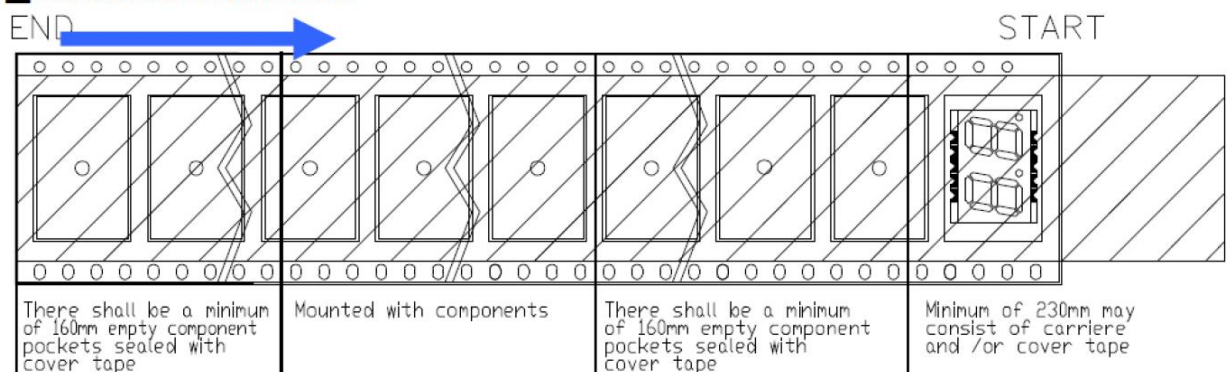
■ The Products In The Reel Of Direction



■ Label Direction & Content In The Roll




■ USER FEED DIRECTION



■ Package Criteria:

1. Total unit per reel is 500PCS.
2. Max 5 reels/2500PCS are packaged in each carton

Data Sheet



CAUTION

This bag contains
MOISTURE-SENSITIVE DEVICES

LEVEL

3

1. Calculated shelf life in sealed bag: 12 months at $<40\text{ }^{\circ}\text{C}$ and $<90\%$ relative humidity (RH).
2. Peak package body temperature: Per product label
3. After bag is opened, devices that will be subjected to reflow solder or other high temperature process must be
 - a) Mounted within: 168 hours of factory conditions $\leq 30\text{ }^{\circ}\text{C}/60\%RH$
 - b) Stored per J-STD-033
4. Devices require bake, before mounting, if:
 - a) Humidity Indicator Card is $>10\%$ when read at $23\pm 5\text{ }^{\circ}\text{C}$
 - b) 3a or 3b not met.
5. If baking is required, devices may be baked for 20 hours at $60\pm 5\text{ }^{\circ}\text{C}$

Bag Seal Date: _____
If Blank, see adjacent bar code label

Note: Level and body temperature defined by IPC/JEDEC J-STD-020