

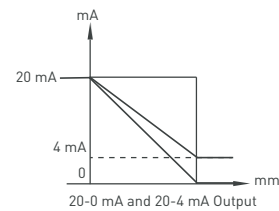
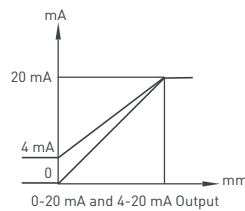
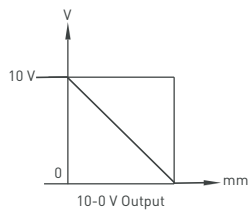
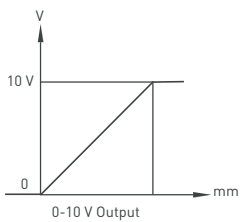
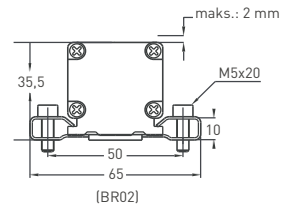
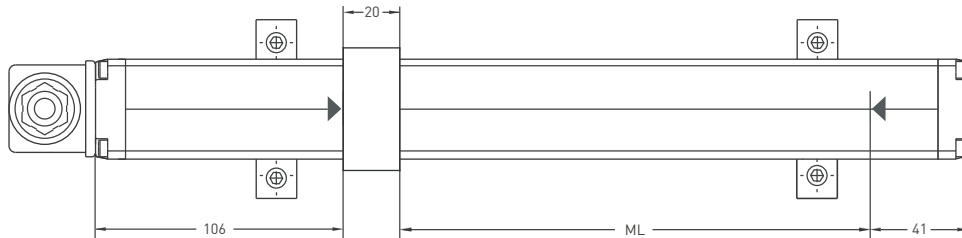
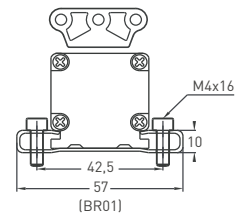
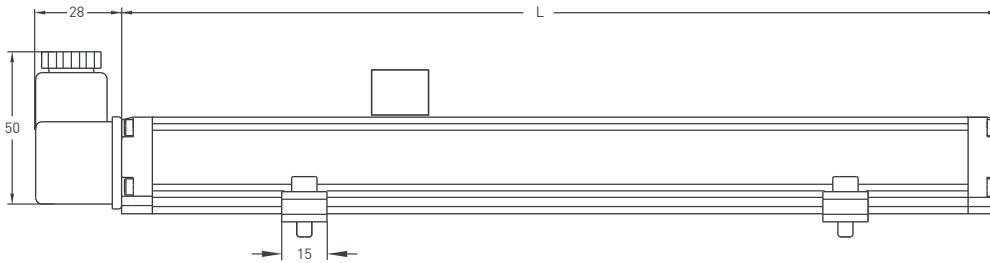
Non-Contact Magnetostrictive Position Sensor

- Measuring length 50 to 5000 mm
- 16 bit resolution
- 0 - 10V, 0 - 20 mA, 4 - 20 mA output
- 24 VDC power supply



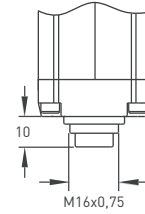
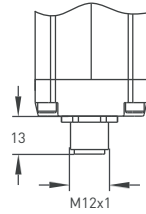
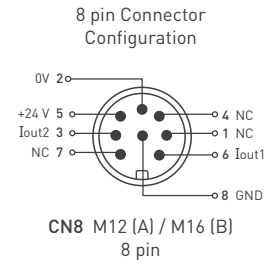
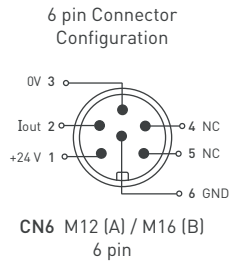
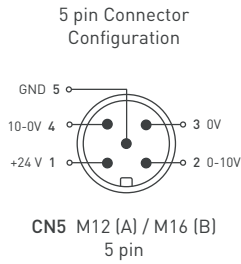
Technical Specifications

Measurement stroke	50 to 5000 mm
Resolution	16 bit DAC output
Linearity	±0,05% full scale (min. 100 µm)
Repeatability	±0,01% (full scale)
Output	0-10V, 10-0V, 0-20 mA, 20-0 mA, 4-20 mA, 20-4 mA
Power supply	24 VDC ±10%
Displacement speed	max. < 5 m/s
Update time	(0-600mm, 0,5ms), (600-1500mm, 1ms), (1500-3000mm, 2ms), (1501-5000mm, 3ms)
Load resistance	500 Ohm
Max. consumption	50 mA - 90 mA (depending on stroke length)
Max. output noise	< 5 mVpp
Reverse polarity protection	Up to -30 VDC
Overvoltage protection	Up to +30 VDC
Vibration	EN 60068-2-6 , 5-200 Hz 200 m/s ² [20g] , 2h 30 min each axis (x,y,z)
Shock	EN 60068-2-2:2007 500 m/s ² [50g] , 11ms. (x,y,z axis)
Case dimensions	33 mm x 33 mm
Case material	Anodized aluminium
Mechanical fixing	Variable brackets
Protection level	IP 67
Operating temperature	-10°C ... +70°C
Storage temperature	-30°C ... +90°C

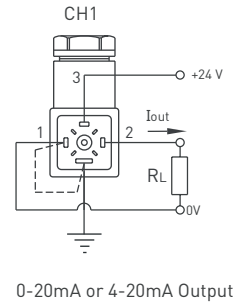
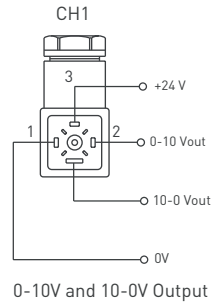
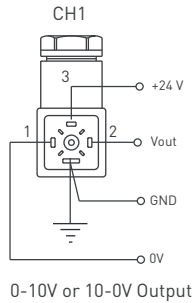


MSS (mm)	50	100	150	200	250	300	350	400	450	500	550	600	650	700	750	800	850	900	1000	1100	1200	1300	1400	1500	1750	2000	2250	2500	3000	4000	5000
ML (Measuring Length)	50	100	150	200	250	300	350	400	450	500	550	600	650	700	750	800	890	900	1000	1100	1200	1300	1400	1500	1750	2000	2250	2500	3000	4000	5000
L (Total Length)	217	267	317	367	417	467	517	567	617	667	717	767	817	867	917	967	1017	1067	1167	1267	1367	1467	1567	1667	1917	2241	2491	2741	3261	4281	5281
Dead Zone Calculation	106/41																														

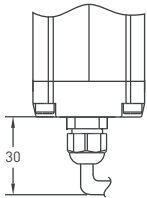
Round Connector



Hydraulic Type Connector



Cable



Voltage Output

+V : Brown
0V : Blue
0V Sense : Black
Output 1 : White (0-10V)
Output 2 : Orange (10-0V)
Earth : Shield

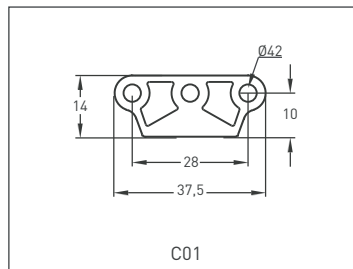
Current Output

+V : Brown
0V : Blue
0V Sense : Black
Output 1 : White (Iout1)
Output 2 : Orange (Iout2)
Earth : Shield

Cable Length

1M : 1 meter (standard)
(Different cable length optional.)

Cursor



Ordering Procedure

Model	Measuring range	Resolution	Cursor	Output	Connector / Cable	Bracket	Dead zone
MSS	300	A	C01	V10	CH1	BR02	106/41
MSS	50 - 5000mm	A: 16 bit B: 15 bit C: 14 bit D: 13 bit E: 12 bit	1C01: 1 cursor 2C01: 2 cursors	V10 : 0-10V I40 : 4-20mA 2V10 : 0-10V/0-10V 2I40 : 4-20mA/4-20mA V01 : 10-0V I04 : 20-4mA 2V01 : 10-0V/10-0V 2I04 : 20-4mA/20-4mA V11 : 0-10V/10-0V I41 : 4-20mA/20-4mA V50 : 0-5V I20 : 0-20mA 2V50 : 0-5V/0-5V 2I20 : 0-20mA/0-20mA V05 : 5-0V I02 : 20-0mA 2V05 : 5-0V/5-0V 2I02 : 20-0mA/20-0mA V51 : 0-5V/5-0V I21 : 0-20mA/20-0mA	CH1 : Hydraulic type CN5A : M12 CN5B : M16 CN6A : M12 CN6B : M16 CN8A : M12 CN8B : M16 1M : 1 meter 2M5 : 2,5 meter	BR01 BR02	≤ 2000 mm 106/41 > 2000-3000 mm 180/41 > 3000-4000 mm 200/41 > 4000-5000 mm 220/41