


Constant Current LED Power Supply

SLT23-600IB-UN
SLT45-1150IB-UN



Product description:

This type of compact constant current power supply with 120-240Vac input voltage has very high efficiency and low power loss.

Designed with high power factor and low output ripple, it can be used specially built-in into track lighting. The output current can be set by the DIP switch, and the output current can be switched every 50mA from 50mA from 200-600@23W,400-1150@45W.

It conforms to SELV standard and the built-in protection circuit will shut down the converter in case of such faults as: open circuit, short circuit, over load. The power supply will restart automatically after fault correction.

In over temperature protection, the power supply will break down in case of interior or exterior temperature extremely exceed.

With new technology design inside, these drivers can comply with the NEW harmonic requirements from EN61000-3-2:2019 in all load range.

Standards:

EN61347-1
EN61347-2-13
EN61547
EN55015
EN61000-3-2
EN61000-3-3
EN62384
EN62493
UL8750
UL1310


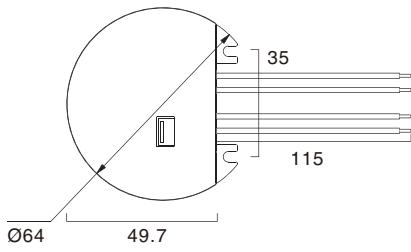
Characteristics:

- High thermal conduct plastic housing
- Class II protection against electric shock from direct and indirect contact
- SELV output
- Optional wire-to-wire connector for quick assembling
- Open circuit, short circuit, over load protection
- Auto restart after removal of fault conditions
- Over temperature protection with broke down
- ECO design, comply with ERP directives
- Warranty : 5 Years

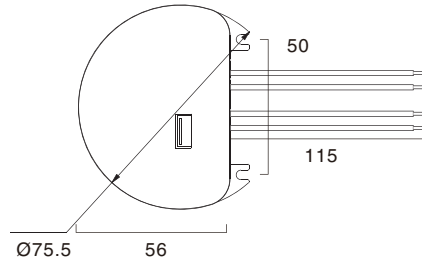
Specifications:

Model	SLT23-600IB-UN	SLT45-1150IB-UN	
Output	turn on time(S) ¹	≤0.5	≤0.5
	output current(mA) ¹	200\250\300\350\450\500\550\600	400\450\500\550\600\650\700\750\800\850\900\950\1000\1050\1100\1150
	output current tolerance ²	10%	10%
	ripple current(<200Hz) ³	≤3%	≤3%
	working voltage range(V)	6-42(39@600mA)	6-42(40@1100mA,39@1150)
	Max. output current peak (non-repetitive)	below Select current*1.2@any condition	below Select current*1.2@any condition
	dimming interface	n/a	
	dimming range	n/a	
Input	rated supply voltage(Vac)	120-240	120-240
	voltage range(Vac)	110-264	110-264
	input voltage DC range	176-280VDC	176-280VDC
	line frequency(Hz)	0/50/60	0/50/60
	input current(mA) ¹	250	410
	Full load efficiency(%)	85%	88%
	power factor ¹	0.7-0.95 full range	0.7-0.95 full range
	inrush current(Ipk) ¹	25A/60uS	15A/100uS
Protection	short circuit protection	hiccup mode,restart automatically after fault correction.	
	over temperature protection	break down	
	over load capacity	exceed maximum rated output range+2V	
	over load protection	hiccup mode,restart automatically after fault correction.	
	surge capacity	L-N: 0.5KV	L-N: 1KV
Ambient and Life	ta(C)	Max. 60 @500mA	Max. 60 @950mA
	tc max. (C)	90	
	Storage Temperature(C)	-30...80	
	ambient humidity range	5%...85%RH, Not condensing	
	nominal life-time(hrs)	50'000@tc 60 C , 500mA	50'000@tc 60 C , 950mA
Other	weight(g)	120	180
	dimensions (LxWxH)(mm)	φ64x27	φ75.5x30
	casing material	Plastic	Plastic
	housing colour	black	black
	type of protection	IP20	IP20
	protection class	CLASS II	CLASS II
Note	1. At 230Vac,50Hz,full load. 2. Tolerance:includes set up tolerance,line regulation and load regulation. 3. At 230Vac,50Hz,LED load,below 200Hz		

Dimensions(mm):

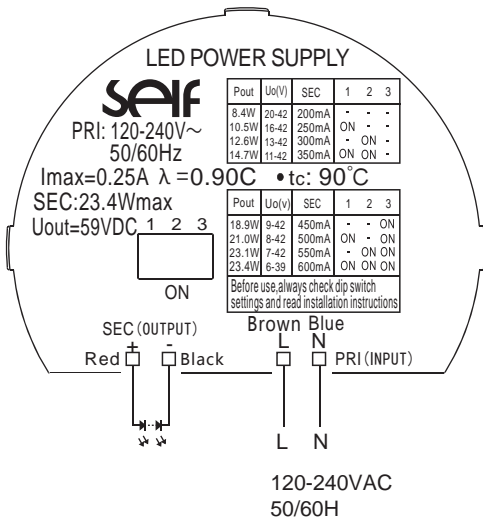


23W version

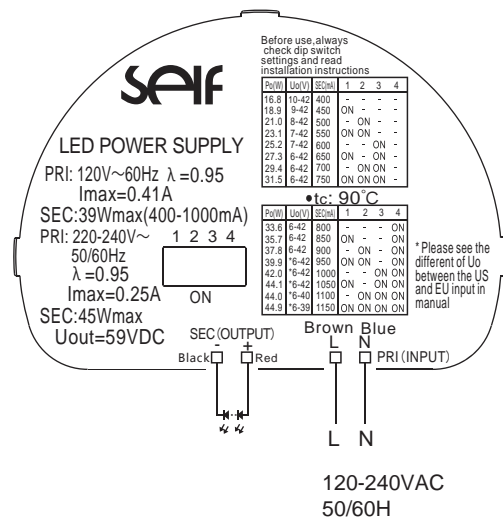


45W version

Wiring diagram:

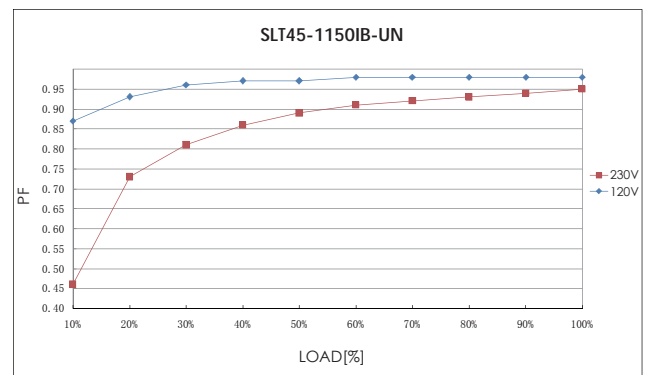
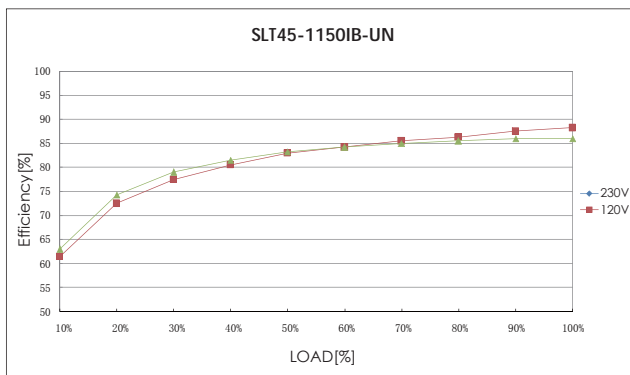
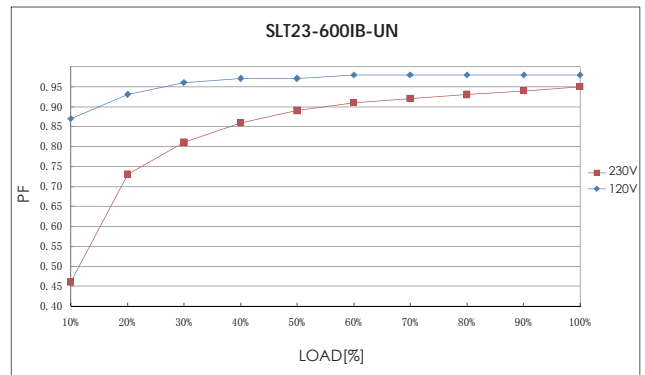
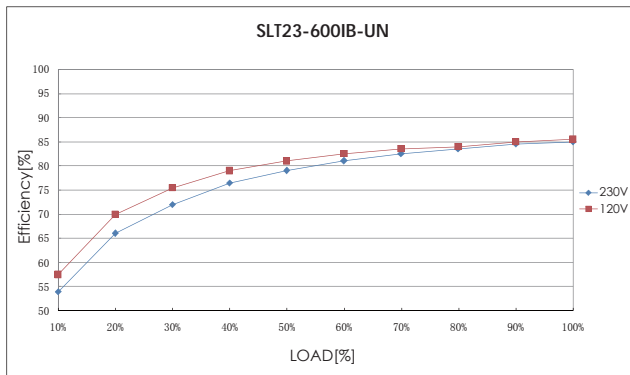


SLT23-600IB-UN



SLT45-1150IB-UN

Electrical curves:



NOTE

For constant current power supply, "LOAD" means the percentage of the maximum rated output voltage.
 For constant voltage power supply, "LOAD" means the percentage of the maximum rated output current.

MCBS information:

Miniature circuit breaker Model	B10	B13	B16	B20	C10	C13	C16	C20
SLT23-600IB-UN	58	77	96	121	100	121	164	200
SLT45-1150IB-UN	28	36	45	56	48	60	81	100

Order information:

Order.No.	Model	Carton quantity(pcs)	Carton dimension(mm)	G.W./CTN(kg)
1001-260171-0130	SLT23-600IB-UN	100	400x325x225	11.8
1001-660348-0130	SLT45-1150IB-UN	60	345x265x250	12.7

Sales & Technical Support:

SELF Electronics Co.,Ltd.

Add: No. 1345 Ju Xian Road, Ningbo Hi Tech Park, Ningbo, China

Tel: 0086-574-28805765,28805658(For English Assistance)

0086-574-28805678 (For Chinese Assistance)

Fax: 0086-574-28805656

E-mail: sales@self-ecg.com

<http://www.self-ecg.com>

SELF Electronics Co.,Ltd.,Shenzhen Office

Add: Room2007,Xinglang Xuan,Xinghe Mingju,Fuming Road,Futian District,Shenzhen

Tel: 0086-755-83558850, 83558851

Fax: 0086-755-83558840

SELF ELECTRONICS GERMANY GMBH

Add:August-Horch-Str. 7,51149 Koeln

Tel: 0049 2203 18501-0

Fax: 0049 2203 18501-199

E-mail: saleseu@self-electronics.com

*Due to continuous improvements and innovations,specifications are subjected to change without notice.