



## Features

- Current rating up to 1.6 A
- Inductance range: 10 to 6500  $\mu$ H
- Frequency range to 300 MHz
- RoHS compliant\*

## Applications

- EMI suppression

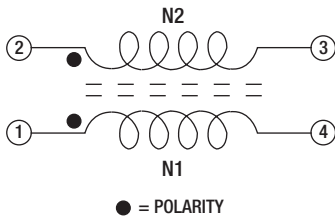
# SRF0905 Series - Line Filter

### Electrical Specifications @ 25 °C


Part Number	L ( $\mu$ H) **	Leakage Ind. ( $\mu$ H) Max.	DCR ( $\Omega$ ) max. (each winding)	Rated Voltage (Vdc)	Rated Current (A)	Impedance (Z)	
						Freq. Range (MHz)	Min. Value ( $\Omega$ )
SRF0905-100Y	10 $\pm$ 30 %	8	0.08	80	1.6	20 - 300	200
SRF0905-250Y	25 $\pm$ 30 %	16	0.16	80	1.0	20 - 150	600
SRF0905-400Y	40 $\pm$ 30 %	18	0.25	80	0.9	20 - 100	800
SRF0905-500Y	50 $\pm$ 30 %	22	0.32	80	0.8	20 - 100	1500
SRF0905-251Y	250 $\pm$ 50 %	0.11	0.13	80	1.2	3 - 20	600
SRF0905-471Y	470 $\pm$ 50 %	0.12	0.14	80	1.1	2 - 20	1000
SRF0905-501Y	500 $\pm$ 50 %	0.12	0.15	80	1.0	1 - 20	1000
SRF0905-102Y	1000 $\pm$ 50 %	0.17	0.31	80	0.8	1 - 15	1500
SRF0905-202Y	2000 $\pm$ 50 %	0.25	0.42	80	0.6	1 - 5	3000
SRF0905-472Y	4700 $\pm$ 50 %	0.36	0.90	80	0.4	0.3 - 3	4000
SRF0905-652Y	6500 $\pm$ 50 %	0.39	1.05	80	0.3	0.3 - 2	5000

\*\* Test condition: 10 - 50  $\mu$ H, 0.1 V, 1 KHz; 250 - 6500  $\mu$ H, 5 mV, 100 KHz

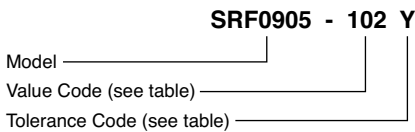
### Schematic



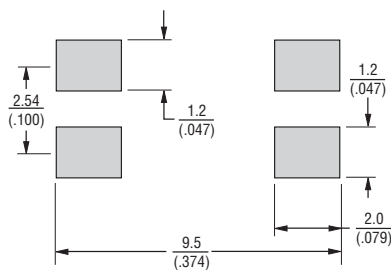
### Typical Part Marking



### How to Order



### Recommended Layout



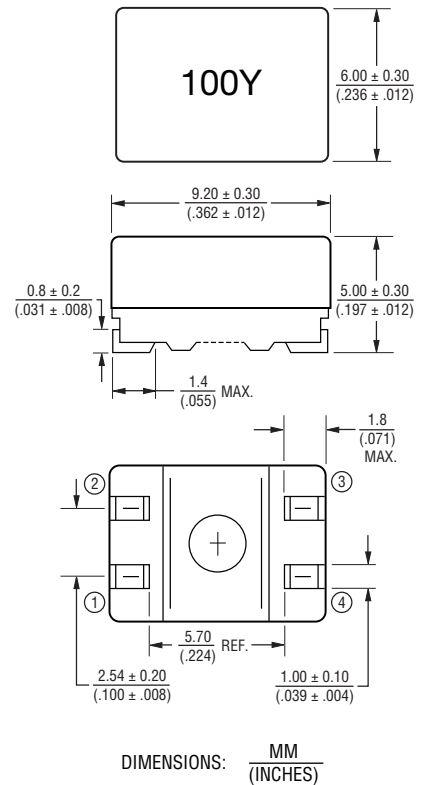
### General Specifications

Temperature Rise.. 45 °C at rated current  
 Hi-Pot ..... 500 VAC, 60 Hz,  
 3 mA max. for 3 seconds  
 Operating Temperature  
 ..... -40 °C to +105 °C  
 (Temperature rise included)  
 Storage Temperature .. -40 °C to +105 °C  
 Solderability ..... 260 °C for 5 sec.  
 (JEDEC J-STD-020D)

### Materials

Core Material ..... Ferrite  
 Base ..... LCP  
 Wire ..... Enameled copper  
 Terminal coating ..... Sn  
 Packaging ..... 1000 pcs. per 13-inch reel

### Product Dimensions



\*RoHS Directive 2002/95/EC Jan. 27, 2003 including annex and RoHS Recast 2011/65/EU June 8, 2011.

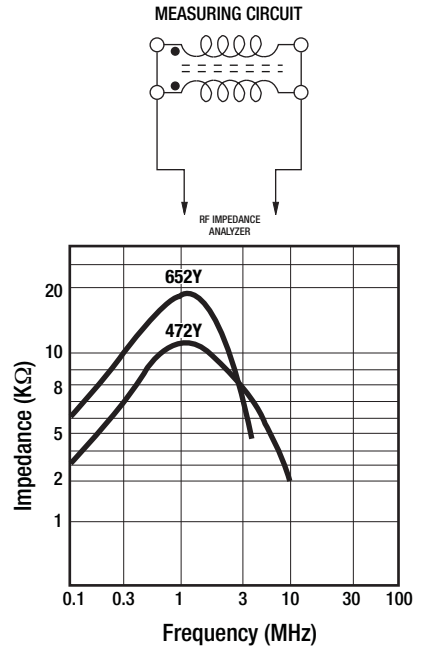
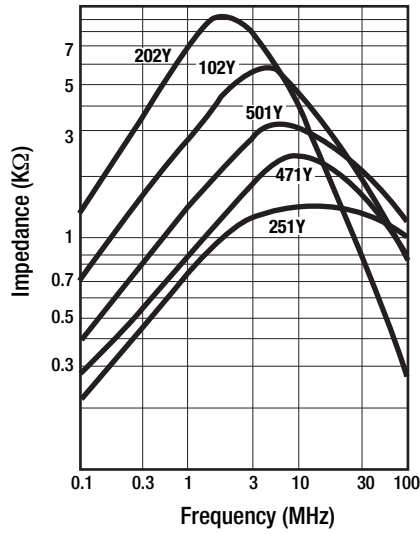
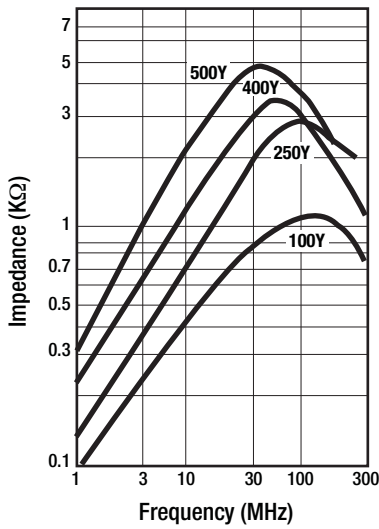
Specifications are subject to change without notice.

The device characteristics and parameters in this data sheet can and do vary in different applications and actual device performance may vary over time. Users should verify actual device performance in their specific applications.

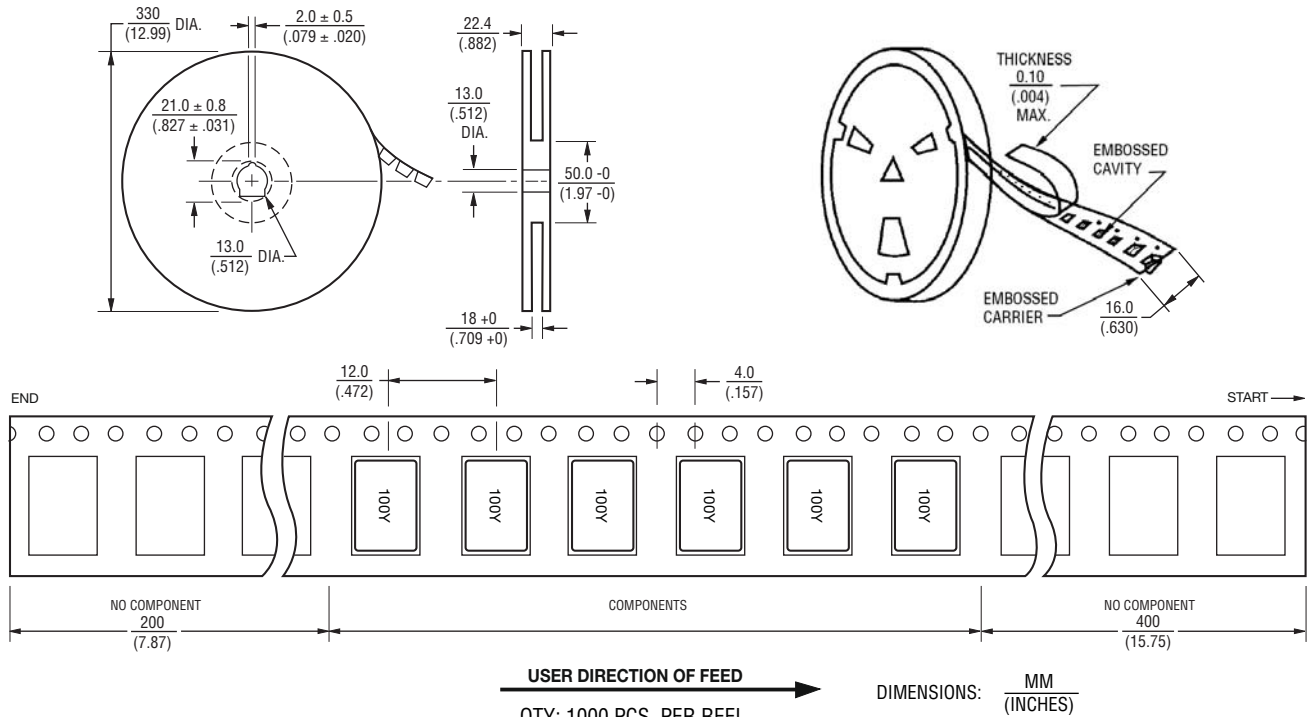
# SRF0905 Series - Line Filter

**BOURNS®**

## Impedance Graphs



## Packaging Specifications



REV. 05/14

Specifications are subject to change without notice. The device characteristics and parameters in this data sheet can and do vary in different applications and actual device performance may vary over time. Users should verify actual device performance in their specific applications.