

# S506

## 5 mm x 20 mm Time-delay glass tube fuses



**Product features**

- Time-delay, low breaking capacity
- Optional axial leads available
- 5 x 20mm physical size
- Glass tube, nickel-plated brass endcap construction
- Designed to IEC 60127-1 & 2 (32 mA-10 A) & extensions:12.5 A-15 A
- Operating temperature: -40 °C to +125 °C

**Agency information**

- cURus Recognition: Guide JDYX8, JDYX2, File E19180
- CSA Component acceptance: Class number 1422-30&90 File 053787
- SEMKO Approval: File 1518843, 1410180
- VDE Approval: File 40011926
- BSI Approval: File KM55676
- IMQ Approval: File E1921
- PSE/JET: File JET1641-31003-1019, JET1641-31003-1020, JET1641-31003-1021, JET1641-31003-1022
- KC File number: SU05011-6001, SU05011-6002, SU05011-5005, SU05011-5006, SU05011-5007
- CCC Approval: File 2020970207000244

**Ordering information**

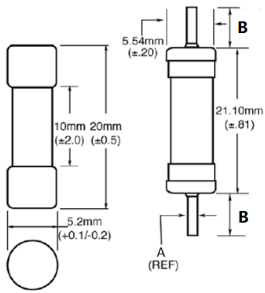
- Specify product code
- Insert packaging code prefix before part number. E.g. BK-S506-1-R
- Ratings above 4 A have a 0.81 mm diameter lead

I <sub>n</sub>	2.1 I <sub>n</sub> max		2.75 I <sub>n</sub> min max		4 I <sub>n</sub> min max		10 I <sub>n</sub> min max	
	32mA-100mA	2 min	200 ms	10 sec	40 ms	3 sec	10 ms	300 ms
125mA-6A	2 min	600 ms	10 sec	150 ms	3 sec	20 ms	300 ms	
8 A-15 A	2 min	600 ms	10 sec	150 ms	3 sec	20 ms	300 ms	

Part number	Voltage rating Vac	Interrupting rating (A) at rated Voltage(50 Hz) Vac	Typical cold resistance (Ω)*	Typical Melting Pt (A <sup>2</sup> s)	Typical Voltage Drop(mV)‡	Agency approvals								
						IMQ	VDE	BSI	SEMKO	UR	CCC	PSE/JET	CSA	cURus
S506-32-R	250	35	21.0	0.0051	1050	X	X	X	X	X	X			
S506-40-R	250	35	13.90	0.0072	920	X	X	X	X	X	X			
S506-50-R	250	35	9.24	0.0095	800	X	X	X	X	X	X			
S506-63-R	250	35	6.96	0.021	760	X	X	X	X	X	X			X
S506-80-R	250	35	4.42	0.038	580	X	X	X	X	X	X			X
S506-100-R	250	35	2.80	0.045	490	X	X	X	X	X	X			X
S506-125-R	250	35	1.97	0.063	390	X	X	X	X	X	X			X
S506-160-R	250	35	1.27	0.093	320	X	X	X	X	X	X			X
S506-200-R	250	35	1.00	0.114	340	X	X	X	X	X	X			X
S506-250-R	250	35	0.640	0.265	270	X	X	X	X	X	X			X
S506-315-R	250	35	0.450	0.621	250	X	X	X	X	X	X			X
S506-400-R	250	35	0.31	0.872	210	X	X	X	X	X	X			X
S506-500-R	250	35	0.183	0.827	140	X	X	X	X	X	X			X
S506-630-R	250	35	0.186	1.33	150	X	X	X	X	X	X			X
S506-800-R	250	35	0.129	2.78	75	X	X	X	X	X	X			X
S506-1-R	250	35	0.0757	6.45	87.5	X	X	X	X	X	X	X	X	X
S506-1.25-R	250	35	0.060	10.05	86	X	X	X	X	X	X	X	X	X
S506-1.6-R	250	35	0.0425	21.7	82	X	X	X	X	X	X	X	X	X
S506-2-R	250	35	0.03325	31.6	77	X	X	X	X	X	X	X	X	X
S506-2.5-R	250	35	0.0255	59.4	72.5	X	X	X	X	X	X	X	X	X
S506-3.15-R	250	35	0.0185	96.4	68.5	X	X	X	X	X	X	X	X	X
S506-4-R	250	40	0.0139	71.8	67	X	X	X	X	X	X	X	X	X
S506-5-R	250	50	0.00985	142.5	60.5	X	X	X	X	X	X	X	X	X
S506-6.3-R	250	63	0.0071	237.6	54	X	X	X	X	X	X	X	X	X
S506-8-R	250	80	0.007	255.8	55	X	X	X	X	X	X	X	X	X
S506-10-R	250	100	0.005	450	54	X	X	X	X	X	X	X	X	X
S506-12.5-R	250	125	0.004	1019.5	45					X	X	X	X	X
S506-15-R	250	150	0.004	1091.7	65.5					X	X	X	X	X

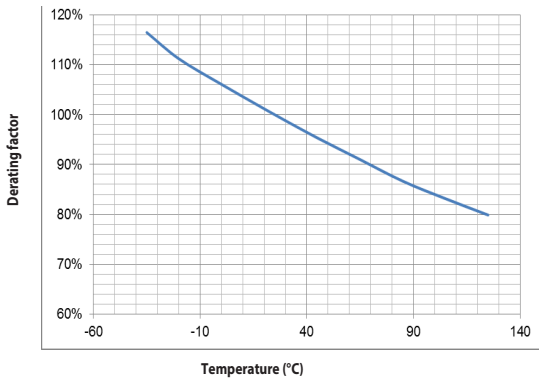
\* DC cold resistance(measured at <10% of rated current)  
‡ Typical voltage drop (voltage drop was measured at +20 °C ambient temperature at rated current)

**Dimensions - mm**  
Drawing Not to Scale

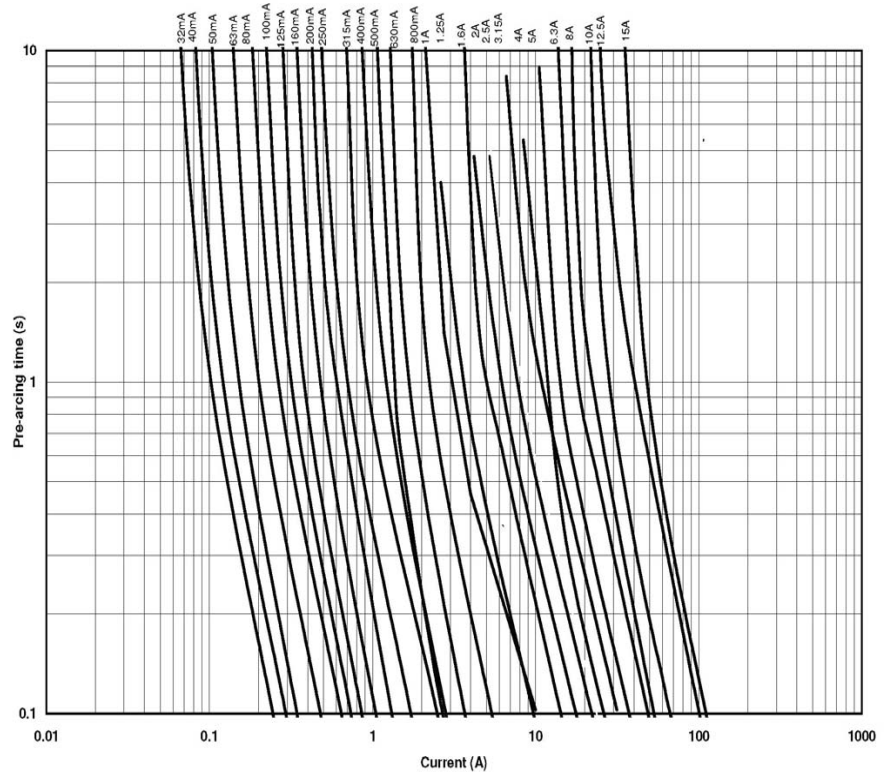


Dimension A: Rating below 5 A, 0.65 mm (ref.)  
Rating above 5 A 0.81mm (ref.)  
Dimension B: For BK- packaging, 38.1 ± 0.38 mm For TR2- packaging, 15.8 ± 2 mm

**Derating curve**



**Nominal time vs. current curve**



Packaging Code	
Packaging Code	Description
BK	100 fuses packed into a cardboard carton
BK1	1,000 fuses packed into a poly bag
TR2	1,500 fuses packed into tape on a reel (19.05mm lead wire length)

Option Code	
Option Code	Description
V	Axial leads - copper tinned wire with nickel plated brass end caps

Life Support Policy: Eaton does not authorize the use of any of its products for use in life support devices or systems without the express written approval of an officer of the Company. Life support systems are devices which support or sustain life, and whose failure to perform, when properly used in accordance with instructions for use provided in the labeling, can be reasonably expected to result in significant injury to the user.

Eaton reserves the right, without notice, to change design or construction of any products and to discontinue or limit distribution of any products. Eaton also reserves the right to change or update, without notice, any technical information contained in this bulletin.

**Eaton**  
**Electronics Division**  
1000 Eaton Boulevard  
Cleveland, OH 44122  
United States  
Eaton.com/electronics

© 2023 Eaton  
All Rights Reserved  
Printed in USA  
Publication No. 4332  
September 2023

Eaton is a registered trademark.

All other trademarks are property of their respective owners.

Follow us on social media to get the latest product and support information.

