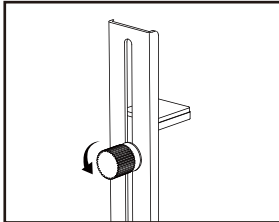
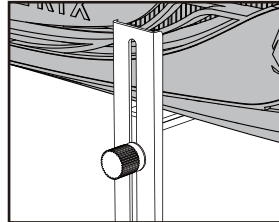


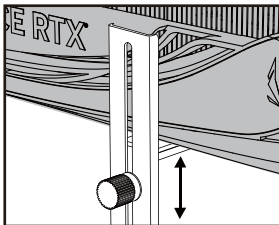
GPU SUPPORT STAND QUICK GUIDE



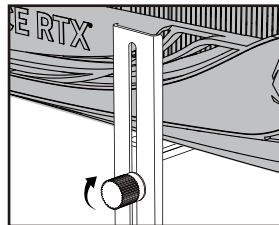
- 1** Twist counter-clockwise to loosen the support module.




- 2** Place in front of the GPU.
(Position may vary depending on GPU design)



- 3** Adjust the support module's height until contact with GPU is made.



- 4** Twist clockwise to tighten the support module and secure the position.

 Caution: Ensure clearance and no contact with any moving parts on the GPU is made.

ZOTAC.COM

291-CN001-54ZTF