FASTON Tabs

312 and 250 Series (High Temperature 700° F / 371° C Max.)

TE offers a variety of FASTON tabs in an assortment of configurations. The product line includes various weld type tabs, stud mounted tabs and wire crimp tabs. Also included in the product offering are high temperature tabs and test tabs.

The TE high-temperature tab is designed to crimp to heating element wire. The tab end protrudes through a ceramic/high-temperature housing for mating with either a standard 250 or 312 FASTON receptacle.

Stock Thickness — .032 [0.81]

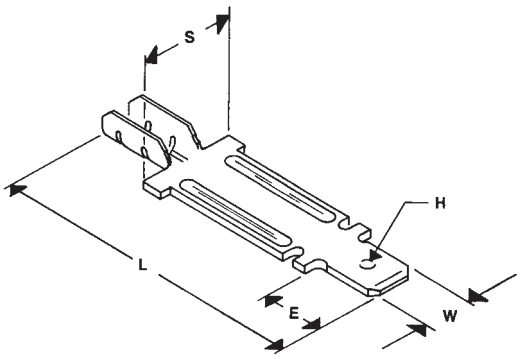

Style A

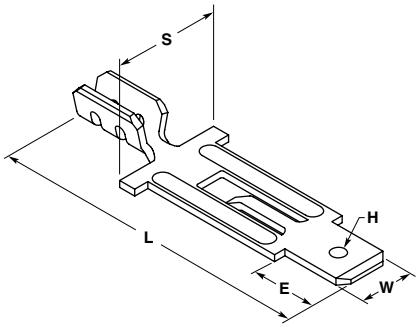

Style B

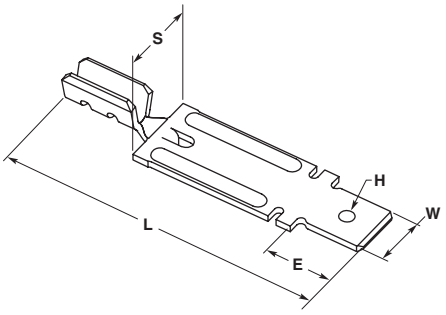

Style C

Series	Solid Wire Range AWG	Style	Tab Thickness	Dimensions L	W	E	S	H	Material and Finish	Terminal Part No.[1]
312	22-15	A	**.032** 0.81	**1.570** 39.88	**.312** 7.92	**.387** 9.83	**.500** 12.70	Hole	Nickel Plated Steel	63300-1
		C	**.032** 0.81	**1.570** 39.88	**.312** 7.92	**.387** 9.83	**.375** 9.53	Hole	Nickel Plated Steel	63390-1
250	22-15	A	**.032** 0.81	**1.500** 38.10	**.250** 6.35	**.312** 7.92	**.500** 12.70	Dimple	Nickel Plated Steel	63301-1
	20-15	A	**.032** 0.81	**1.500** 38.10	**.250** 6.35	**.312** 7.92	**.500** 12.70	Hole	Nickel Plated Steel	63522-1
250	20-15	B	**.032** 0.81	**1.500** 38.10	**.250** 6.35	**.312** 7.92	**.500** 12.70	Dimple	Nickel Plated Steel	63104-1
	22-15	C	**.032** 0.81	**1.500** 38.10	**.250** 6.35	**.312** 7.92	**.370** 9.40	Dimple	Nickel Plated Steel	1217006-1

[1] Contact technical support for tooling application.

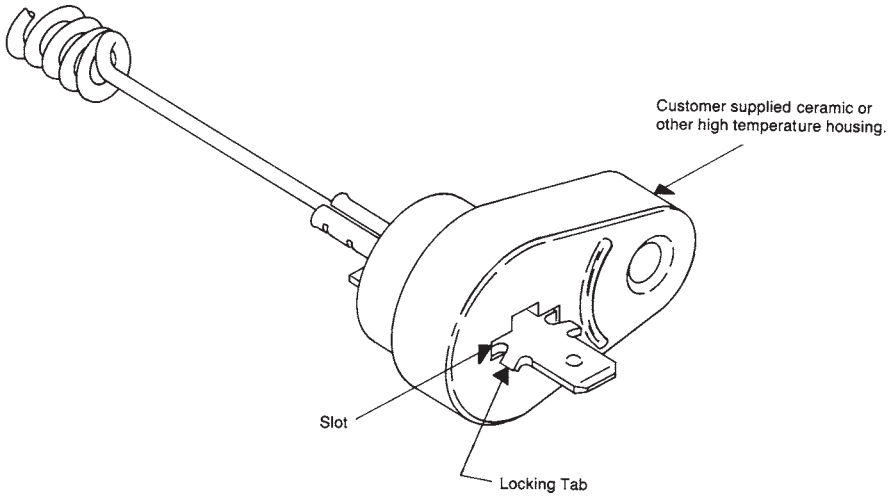

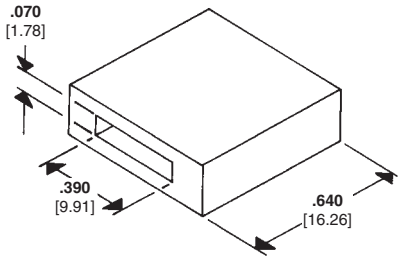

Recommended Housing Dimensions

Note: All part numbers are RoHS compliant.

Catalog 82004
Revised 3-11

www.te.com

Dimensions are shown for reference purposes only. Specifications subject to change.

Dimensions are in inches and millimeters unless otherwise specified.
USA: +1 (800) 522-6752

Canada: +1 (905) 475-6222
Mexico/C. Am.: +52 (0) 55-1106-0800
Latin/S. Am.: +54 (0) 11-4733-2200
Germany: +49 (0) 6251-133-1999

UK: +44 (0) 800-267666
France: +33 (0) 1-3420-8686
Netherlands: +31 (0) 73-6246-999
China: +86 (0) 400-820-6015

FASTON Tabs (Continued)

250 Series Wire Crimp Tabs

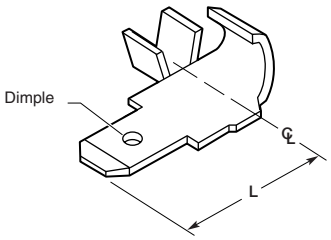

A — 250 Series Flag FASTON Tab

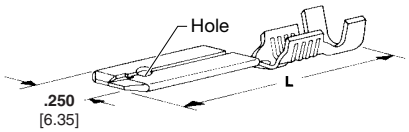

B — 250 Series Wire Crimp Tab

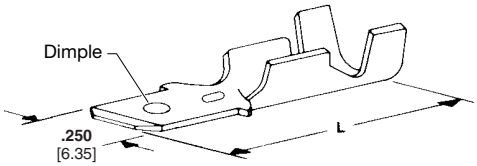

C — 250 Series Wire Crimp Tab

Wire Range AWG	Style	Tab Thickness	Insulation Diameter	Material and Finish	Stock Thickness	L (Overall Length)	UL	CSA	Terminal Part No.
22-18	B	**.032** 0.81	**.080-.120** 2.03-3.05	Brass	**.015** 0.38	**.815** 20.70	—	X	42475-3
		.032 0.81	**.080-.120** 2.03-3.05	Brass, Tin Plated	**.015** 0.38	**.815** 20.70	—	X	42475-4
18-14	A	**.032** 0.81	**.080-.125** 2.03-3.18	Brass, Tin Plated	**.032** 0.81	**.500** 12.70	X	X	42770-2
	B	**.032** 0.81	**.110-.150** 2.79-3.81	Brass	**.015** 0.38	**.810** 20.57	—	X	42474-3
		.032 0.81	**.110-.150** 2.79-3.81	Brass, Tin Plated	**.015** 0.38	**.810** 20.57	—	X	42474-4
	C	**.032** 0.81	**.120-.170** 3.05-4.32	Brass	**.032** 0.81	**.775** 19.69	X	—	X	41411
		.032 0.81	**.120-.170** 3.05-4.32	Brass, Tin Plated	**.032** 0.81	**.775** 19.69	X	—	X	41412
		.032 0.81	**.120-.170** 3.05-4.32	Brass	**.032** 0.81	**.775** 19.69	X	—	X	63761-1[1]
14-12	B	**.032** 0.81	**.110-.170** 2.79-4.32	Brass, Tin Plated	**.015** 0.38	**.810** 20.57	—	X	X	61281-3
		.032 0.81	**.110-.170** 2.79-4.32	Brass, Silver Plated	**.015** 0.38	**.810** 20.57	—	X	X	61362-2

[1] Hole.

205 Series Wire Crimp Tabs

Stock Thickness — .020 [0.51]

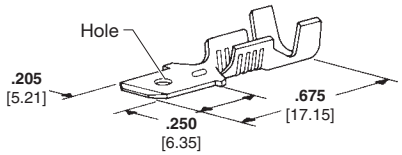

A — 205 Series Wire Crimp Tab

Wire Range AWG	Style	Tab Thickness	Insulation Diameter	Material and Finish	UL	CSA	Terminal Part No.
18-14	A	**.020** 0.51	**.120-.150** 3.05-3.81	Brass, Tin Plated	X	—	X	62531-1
		.020 0.51	**.120-.150** 3.05-3.81	Brass, Tin Plated	X	—	X	63223-1[1]

[1] No hole.

Note: All part numbers are RoHS compliant.

Catalog 82004
Revised 3-11

www.te.com

Dimensions are shown for reference purposes only. Specifications subject to change.

Dimensions are in inches and millimeters unless otherwise specified.
USA: +1 (800) 522-6752

Canada: +1 (905) 475-6222
Mexico/C. Am.: +52 (0) 55-1106-0800
Latin/S. Am.: +54 (0) 11-4733-2200
Germany: +49 (0) 6251-133-1999

UK: +44 (0) 800-267666
France: +33 (0) 1-3420-8686
Netherlands: +31 (0) 73-6246-999
China: +86 (0) 400-820-6015

FASTON Tabs (Continued)

187 Series Wire Crimp Tabs

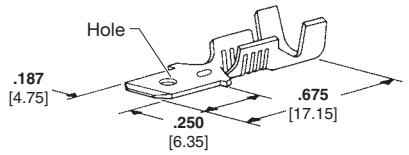

A — 187 Series Wire Crimp Tab

Wire Range AWG	Style	Tab Thickness	Insulation Diameter	Material and Finish	Stock Thickness	UL	CSA	Terminal Part No.
22-18	A	**.020** 0.51	**.080-.120** 2.03-3.05	Brass, Tin Plated	**.020** 0.51	X	—	X	42490-3
		.020 0.51	**.080-.120** 2.03-3.05	Brass	**.020** 0.51	X	—	X	42490-4
18-14	A	**.020** 0.51	**.120-.150** 3.05-3.81	Brass	**.020** 0.51	X	—	X	60850-1
		.020 0.51	**.120-.150** 3.05-3.81	Brass, Tin Plated	**.020** 0.51	X	—	X	60850-2
		.032 0.81	**.120-.150** 3.05-3.81	Brass, Tin Plated	**.032** 0.81	X	—	X	61687-2[1]

[1] Premilled dual stock thickness, tab .032 [0.81], body .020 [0.51].

110 Series Wire Crimp Tabs

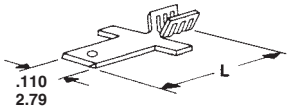

A - 110 Series Wire Crimp Tab

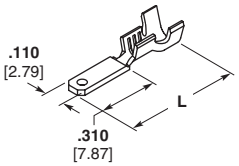

B — 110 Series Wire Crimp Tab with Insulation Support

Wire Range AWG	Style	Tab Thickness	Insulation Diameter	Material and Finish	Stock Thickness	L (Overall Length)	UL	CSA	Terminal Part No.
26-22	A	**.020** 0.51	—	Brass, Tin Plated	**.020** 0.51	**.490** 12.45	X	—	X	62887-1
		.020 0.51	—	Brass, Tin Plated over Copper	**.020** 0.51	**.490** 12.45	X	—	X	62887-2
22-18	B	**.032** 0.81	—	Brass, Tin Plated	**.020** 0.51	**.490** 12.45	X	—	X	63932-1[2]
	A	**.020** 0.51	—	Brass, Pre-Tin Plated	**.020** 0.51	**.485** 12.32	X	—	X	62122-1
		.020 0.51	—	Brass, Pre-Tin Plated	**.020** 0.51	**.570** 14.48	X	—	X	62384-1
	B	**.032** 0.81	**.070-.130** 1.78-3.30	Brass, Tin Plated	**.032** 0.81	**.625** 15.88	X	—	X	63138-1
20-16	A	**.020** 0.51	—	Brass, Pre-Tin Plated	**.020** 0.51	**.570** 14.48	—	—	—	1217118-1[1]

[1] .052 [1.32] dia. hole.
[2] No insulation support.

.060 Series Wire Crimp Tabs

Stock Thickness — .032 [0.81]

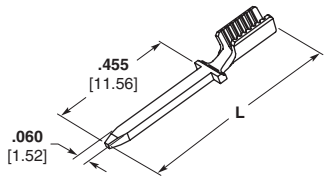

A - .060 Series Wire Crimp Tab

Wire Range AWG	Style	Tab Thickness	Insulation Diameter	Material and Finish	L (Overall Length)	UL	CSA	Terminal Part No.
23-19	A	**.032** 0.81	—	Brass, Tin Plated	**.740** 18.80	X	—	X	63497-1[1]
22-16	A	**.032** 0.81	—	Brass, Tin Plated	**.740** 18.80	X	—	X	63893-1

[1] AMPLIVAR connector type serrations for magnet wire.

Note: All part numbers are RoHS compliant.

Catalog 82004
Revised 3-11

www.te.com

Dimensions are shown for reference purposes only. Specifications subject to change.

Dimensions are in inches and millimeters unless otherwise specified.
USA: +1 (800) 522-6752

Canada: +1 (905) 475-6222
Mexico/C. Am.: +52 (0) 55-1106-0800
Latin/S. Am.: +54 (0) 11-4733-2200
Germany: +49 (0) 6251-133-1999

UK: +44 (0) 800-267666
France: +33 (0) 1-3420-8686
Netherlands: +31 (0) 73-6246-999
China: +86 (0) 400-820-6015

FASTON Tabs (Continued)

AMPLIVAR Tabs (For Use with Magnet Wire)

187 Series FASTON Tabs

Board Thickness —
A = .062–.072 [1.57–1.83]

Stock Thickness —
A = .020 [0.51]
B = .032 [0.81]

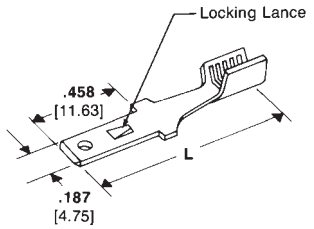

A

Style	Wire Range AWG	Wire Range mm²	Material	Dim. L			Part Number
A	22-16	0.3-1.4	Tin Plated Brass	**1.015** 25.78	—	—	62447-1
	15-12	1.6-3.0	Tin Plated Brass	**1.015** 25.78	—	—	62445-1

250 Series FASTON Tabs

Stock Thickness — .032 [0.81]

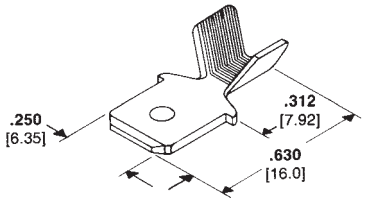

Wire Range AWG	Wire Range mm²	Material			Part Number
18-14	1.0-1.7	Tin Plated Brass	—	—	63349-1[1]
16-12	1.3-3.0	Tin Plated Brass	—	—	62922-1[1]

[1] Varnish resistant coating.

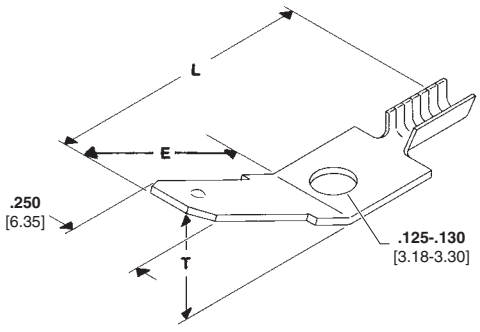

A

Style	Wire Range CMA	Wire Range AWG	Wire Range mm²	Material	Dimensions L	Dimensions E	Dimensions T			Part Number
A	200-566	27.5-23	—	Tin Plated Brass	**.580** 14.73	**.342** 8.69	45°	—	—	63136-1

Note: All part numbers are RoHS compliant.

Catalog 82004
Revised 3-11

www.te.com

Dimensions are shown for reference purposes only. Specifications subject to change.

Dimensions are in inches and millimeters unless otherwise specified.
USA: +1 (800) 522-6752

Canada: +1 (905) 475-6222
Mexico/C. Am.: +52 (0) 55-1106-0800
Latin/S. Am.: +54 (0) 11-4733-2200
Germany: +49 (0) 6251-133-1999

UK: +44 (0) 800-267666
France: +33 (0) 1-3420-8686
Netherlands: +31 (0) 73-6246-999
China: +86 (0) 400-820-6015

FASTON Tabs (Continued)

250, 205 and 187 Series FASTON Tabs

(Mates with all 250, 205 and 187 Series FASTON Receptacles)

250 and 187 Series Weld Type Tabs

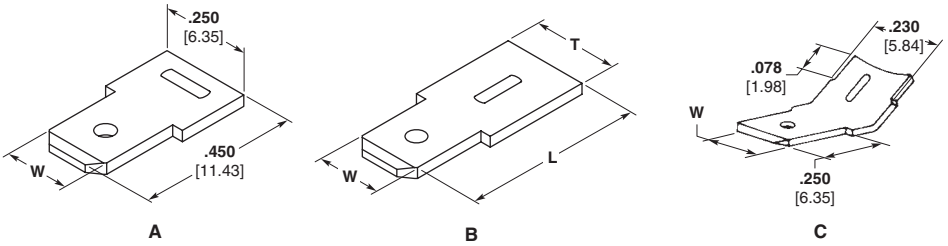

Style	Dimensions W	Dimensions L	Dimensions T	Stock Thickness	Material and Finish	Terminal Part No.	UL	CSA
A	**.250** 6.35	**.635** 16.13	**.295** 7.49	**.032** 0.81	Nickel Plated Steel	42559-1[1]	X	X
	.187 4.75	**.450** 11.43	**.250** 6.35	**.032** 0.81	Nickel Plated Steel	63771-1	—	—
B	**.250** 6.35	**.825** 20.96	**.375** 9.53	**.032** 0.81	Nickel Plated Steel	1217002-1	—	—
C	**.187** 4.75	**.250** 6.35	**.230** 5.84	**.020** 0.51	Nickel Plated Steel	61960-1	X	X

[1] No weld rib.

250 Series Stud Mount Type Tabs

Stock Thickness — .032 [0.81]
Dimple (Both Sides)

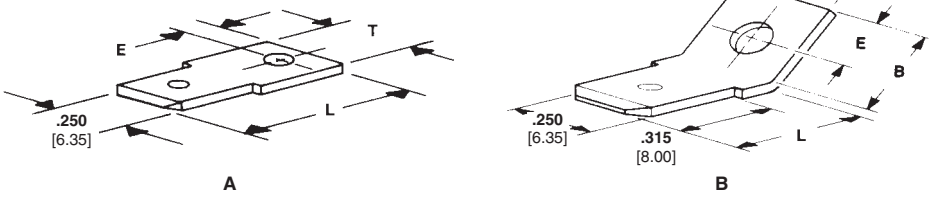

Style	Stud Diameter	Dimensions B	Dimensions L	Dimensions E	Dimensions T	Material and Finish	Terminal Part No.	UL	CSA
A	**.177** 4.50	—	**.715** 18.16	**.170** 4.32	**.295** 7.49	Brass	63038-2	X	—
			.715 18.16	**.170** 4.32	**.295** 7.49	Tin Plated Brass	63038-1	X	X
	.171 4.34	—	**.940** 23.88	**.125** 3.18	**.280** 7.11	Brass	1217558-1	—	—
			.940 23.88	**.125** 3.18	**.280** 7.11	Tin Plated Brass	1217558-2	—	—
B	**.130** 3.30	**.300** 7.62	**.400** 10.16	**.170** 4.32	**.295** 7.49	Tin Plated Brass	42822-2	X	X
	.145 3.68	**.300** 7.62	**.400** 10.16	**.170** 4.32	**.295** 7.49	Tin Plated Brass	42822-4	X	X
	.171 4.34	**.330** 8.38	**.375** 9.53	**.170** 4.32	**.295** 7.49	Brass	60465-1	X	X
						Tin Plated Brass	60465-2	X	X
	.203 5.16	**.330** 8.38	**.375** 9.53	**.170** 4.32	**.295** 7.49	Tin Plated Brass	61365-1	X	X
	.197 5.00	**.330** 8.38	**.375** 9.53	**.170** 4.32	**.295** 7.49	Tin Plated Brass	61499-1	X	X

Note: All part numbers are RoHS compliant.

Catalog 82004
Revised 3-11

www.te.com

Dimensions are shown for reference purposes only. Specifications subject to change.

Dimensions are in inches and millimeters unless otherwise specified.
USA: +1 (800) 522-6752

Canada: +1 (905) 475-6222
Mexico/C. Am.: +52 (0) 55-1106-0800
Latin/S. Am.: +54 (0) 11-4733-2200
Germany: +49 (0) 6251-133-1999

UK: +44 (0) 800-267666
France: +33 (0) 1-3420-8686
Netherlands: +31 (0) 73-6246-999
China: +86 (0) 400-820-6015

FASTON Tabs (Continued)

250 Series
Stud Mount Type Tabs
(Continued)

Stock Thickness — .032 [0.81]
Dimple (Both Sides)

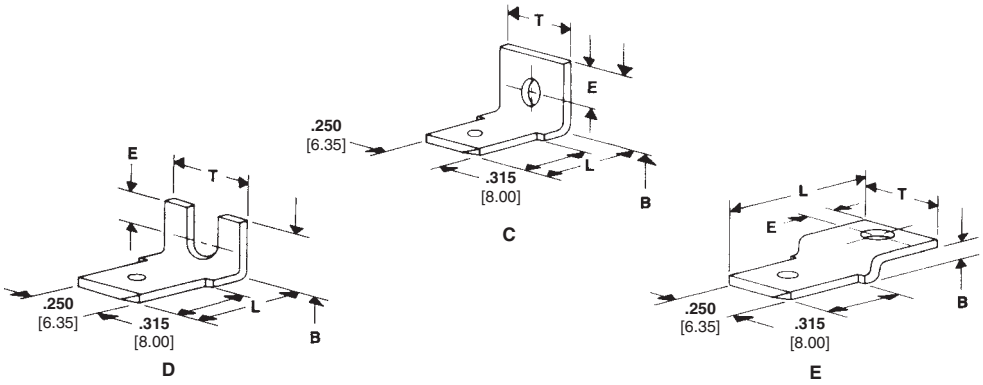

Style	Stud Diameter	Dimensions B	L	E	T	Material and Finish	Terminal Part No.	UL	CSA
C	**.097** 2.46	**.250** 6.35	**.440** 11.18	**.093** 2.36	**.295** 7.49	Brass	41339	X	X
	.130 3.30	**.330** 8.38	**.440** 11.18	**.170** 4.32	**.295** 7.49	Tin Plated Brass	42095-1	X	X
		.270 6.86	**.440** 11.18	**.110** 2.79	**.295** 7.49	Tin Plated Brass	42117-2	X	X
	.171 4.34	**.330** 8.38	**.440** 11.18	**.170** 4.32	**.295** 7.49	Brass	42214-1	X	X
						Tin Plated Brass	42214-2	X	X
		.313 7.95	**.656** 16.67	**.125** 3.18	**.250** 6.35	Tin Plated Brass	62314-2	X	X
	.203 5.16	**.472** 11.99	**.394** 10.00	—	**.295** 7.49	Tin Brass	63971-1	—	—
D	**.125** 3.18	**.235** 5.97	**.440** 11.18	**.125** 3.18	**.295** 7.49	Brass	41398	X	X
	.171 4.34	**.330** 8.38	**.440** 11.18	**.120** 3.05	**.205** 5.20	Brass	62166-1	X	X
E	**.130** 3.30	**.068** 1.73	**.615** 15.62	**.093** 2.36	**.295** 7.49	Tin Plated Brass	42506-2	X	X

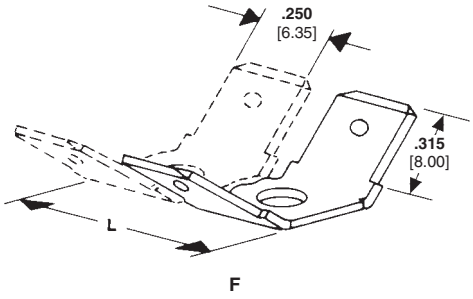

Style	Pairs	Stud Diameter	Dim. L	Material and Finish	Terminal Part No.	UL	CSA
F	2	**.130** 3.30	**.690** 17.53	Tin Plated Brass	41478	X	X
		.171 4.34	**.690** 17.53	Brass	41617	X	X
	4	**.130** 3.30	**1.455** 36.96	Tin Plated Brass	41484	X	X

Note: All part numbers are RoHS compliant.

Catalog 82004
Revised 3-11

www.te.com

Dimensions are shown for reference purposes only. Specifications subject to change.

Dimensions are in inches and millimeters unless otherwise specified.
USA: +1 (800) 522-6752

Canada: +1 (905) 475-6222
Mexico/C. Am.: +52 (0) 55-1106-0800
Latin/S. Am.: +54 (0) 11-4733-2200
Germany: +49 (0) 6251-133-1999

UK: +44 (0) 800-267666
France: +33 (0) 1-3420-8686
Netherlands: +31 (0) 73-6246-999
China: +86 (0) 400-820-6015

FASTON Tabs (Continued)

250 Series
Stud Mount Type Tabs
(Continued)

Stock Thickness — .032 [0.81]
Dimple (Both Sides)

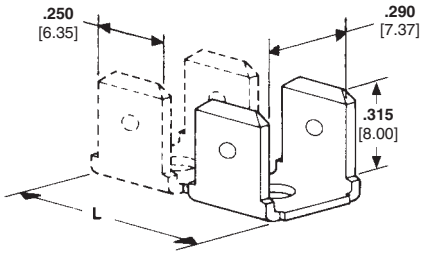

G

Style	Pairs	Stud Diameter	Dim. L	Material and Finish	Terminal Part No.	UL	CSA
G	1	**.130** 3.30	**.315** 8.00	Brass	41290	X	X
	2	**.130** 3.30	**.690** 17.53	Brass	41291	X	X
	3	**.130** 3.30	**1.065** 27.05	Brass	41292	X	X
	4	**.130** 3.30	**1.440** 36.58	Brass	41370	X	X
	1	**.130** 3.30	**.315** 8.00	Tin Plated Brass	41480	X	X
	2	**.130** 3.30	**.690** 17.53	Tin Plated Brass	41481	X	X
	3	**.130** 3.30	**1.065** 27.05	Tin Plated Brass	41482	X	X
	—	**.130** 3.30	—	Tin Plated Brass	42115-4[1]	X	X
				Brass	42115-6[1]	X	X
	1	**.171** 4.34	**.315** 8.00	Brass	41619	X	X
				Tin Plated Brass	42802-1	X	X
		.097 2.46	**.315** 8.00	Tin Plated Brass	60080-2	X	X

[1] In continuous strip-form.

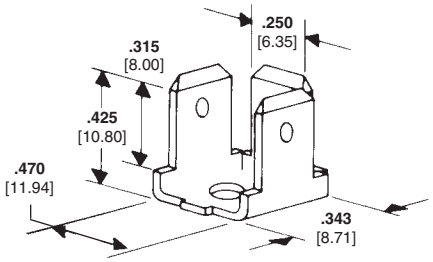

H

Style	Stud Diameter	Material and Finish	Terminal Part No.	UL	CSA
H	**.130** 3.30	Brass	62261-1	X	X

205 Series
Stud Mount Type Tabs

Tab Thickness — .032 [0.81]

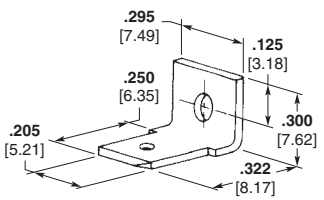

Stud Diameter	Material and Finish	Terminal Part No.	UL	CSA
.145 3.68	Brass	62168-1	X	X
.130 3.30	Brass	61836-1	X	X

Note: All part numbers are RoHS compliant.

Catalog 82004
Revised 3-11

www.te.com

Dimensions are shown for reference purposes only. Specifications subject to change.

Dimensions are in inches and millimeters unless otherwise specified.
USA: +1 (800) 522-6752

Canada: +1 (905) 475-6222
Mexico/C. Am.: +52 (0) 55-1106-0800
Latin/S. Am.: +54 (0) 11-4733-2200
Germany: +49 (0) 6251-133-1999

UK: +44 (0) 800-267666
France: +33 (0) 1-3420-8686
Netherlands: +31 (0) 73-6246-999
China: +86 (0) 400-820-6015

FASTON Tabs (Continued)

187 Series
Stud Mount Type Tabs —
Hole in Tab

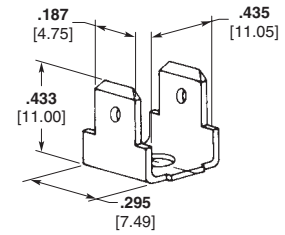

A

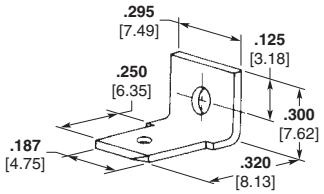

B

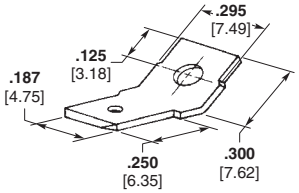

C

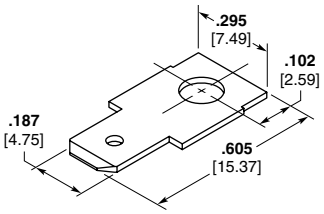

D

Style	Stud Diameter	Stock Thickness	Material and Finish	Terminal Part No.		
A	**.130** 3.30	**.020** 0.51	Tin Plated Brass	61951-1	X	X
	.197 5.00	**.020** 0.51	Tin Plated Brass	61914-1	X	X
B	**.145** 3.68	**.020** 0.51	Tin Plated Brass	61407-3	X	X
C	**.130** 3.30	**.020** 0.51	Tin Plated Brass	61761-2[2]	X	X
	.145 3.68	**.020** 0.51	Brass	62576-1[2]	X	X
	.171 4.34	**.020** 0.51	Tin Plated Brass	61664-1[2]	X	X
D	**.130** 3.30	**.020** 0.51	Tin Plated Brass	63946-1	—	—
	.145 3.68	**.020** 0.51	Tin Plated Brass	1742041-1	—	—

[1] Weld tab.
[2] Bent 45°.

Note: All part numbers are RoHS compliant.

Catalog 82004
Revised 3-11

www.te.com

Dimensions are shown for reference purposes only. Specifications subject to change.

Dimensions are in inches and millimeters unless otherwise specified.
USA: +1 (800) 522-6752

Canada: +1 (905) 475-6222
Mexico/C. Am.: +52 (0) 55-1106-0800
Latin/S. Am.: +54 (0) 11-4733-2200
Germany: +49 (0) 6251-133-1999

UK: +44 (0) 800-267666
France: +33 (0) 1-3420-8686
Netherlands: +31 (0) 73-6246-999
China: +86 (0) 400-820-6015

FASTON Tabs (Continued)

250 Series Test Tabs

(Mate with all "250" Series FASTON Receptacles)

The mechanical tab is mounted onto TE gauge 100505 for testing of receptacle insertion/extraction requirements. Double-ended test tabs are also available for electrical and temperature rise testing. TE has readily available a variety of UL 310 constructed tabs for mechanical testing of FASTON, Ultra-Fast FASTON and Positive Lock receptacles. These tabs are designed for electrical test setups as outlined in UL 310 (See instruction sheet 408–7432 for recommended procedure mechanical test).

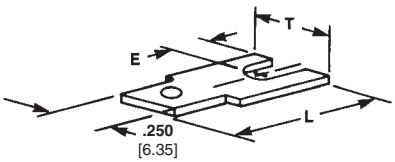

Mechanical
A

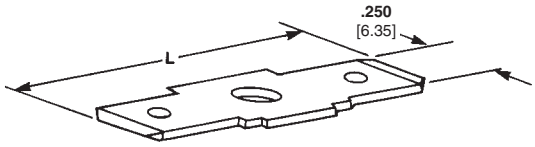

Electrical
B

Style	Stud Diameter	Stock Thickness	Dimensions L	Dimensions E	Dimensions T	Material and Finish	UL	CSA	Terminal Part No.
A	.125 3.18	.032 0.81	.625 15.88	.125 3.18	.295 7.49	Brass	X	X	60447-1[1,3]
		.020 0.51	.635 16.13	.125 3.18	.295 7.49	Brass	—	—	63633-1[2]
		.032 0.81	.625 15.88	.125 3.18	.295 7.49	Brass	—	—	63274-1[2]
B	.145 3.68	.032 0.81	1.010 25.65	—	—	Tin Plated Steel	—	—	62627-1[3]
						Brass	—	—	62627-2[3]
						Brass	—	—	62627-3[2]

[1] Mechanical test tab for use with TE gauge number 100505.
[2] Test tab with hole for Positive Lock.
[3] Dimple.

205 Series Test Tabs

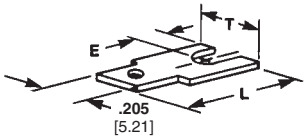

Mechanical
A

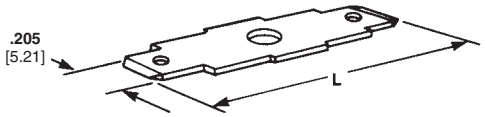

Electrical
B

Style	Hole Diameter	Stock Thickness	Dimensions B	Dimensions L	Dimensions E	Dimensions T	Material and Finish	UL	CSA	Terminal Part No.
A	.125 3.18	.020 0.51	—	.605 15.37	.090 2.29	.295 7.49	Brass	X	X	60613-1[1]
		.032 0.81	—	.605 15.37	.090 2.29	.295 7.49	Brass	X	X	60613-2[1]
B	.145 3.68	.020 0.51	—	1.276 32.41	—	—	Tin Plated Steel	—	—	60921-4
		.032 0.81	—	1.276 32.41	—	—	Brass	—	—	60922-1
		.020 0.51	—	1.276 32.41	—	—	Brass	—	—	60921-1
		.032 0.81	—	1.276 32.41	—	—	Tin Plated Steel	—	—	60922-5

[1] Mechanical test tab for use with TE gauge number 100505.

Note: All part numbers are RoHS compliant.

Catalog 82004
Revised 3-11

www.te.com

Dimensions are shown for reference purposes only. Specifications subject to change.

Dimensions are in inches and millimeters unless otherwise specified.
USA: +1 (800) 522-6752

Canada: +1 (905) 475-6222
Mexico/C. Am.: +52 (0) 55-1106-0800
Latin/S. Am.: +54 (0) 11-4733-2200
Germany: +49 (0) 6251-133-1999

UK: +44 (0) 800-267666
France: +33 (0) 1-3420-8686
Netherlands: +31 (0) 73-6246-999
China: +86 (0) 400-820-6015

FASTON Tabs (Continued)

187 Series Test Tabs
(Mates with all "187" Series Receptacles)

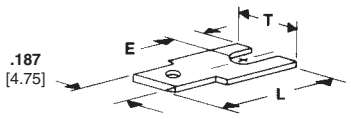

Mechanical
A

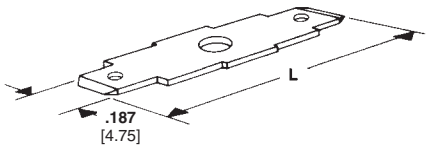

Electrical
B

Style	Pairs	Stud Diameter	Stock Thickness	Dimensions L	Dimensions E	Dimensions T	Material and Finish	UL	CSA	Terminal Part No.
A	—	.125 3.18	.020 0.51	.605 15.37	.090 2.29	.295 7.49	Brass	X	X	60443-1[1]
							Tin Plated Brass	—	—	60443-5[1]
							Brass	—	—	63248-1[1]
			.032 0.81	.605 15.37	.090 2.29	.295 7.49	Brass	X	X	60443-2[1]
							Tin Plated Brass	X	X	60443-6
							Brass	—	—	63248-2
B	1	.145 3.68	.020 0.51	1.276 32.41	—	—	Tin Plated Steel	X	X	60920-4
							Tin Plated Brass	—	—	60920-5
			.032 0.81	1.276 32.41	—	—	Brass	X	X	62298-1
							Tin Plated Steel	X	X	62298-2

[1] Test tab with hole.

125 Series Test Tabs
(Mates with all "125" Series Receptacles)

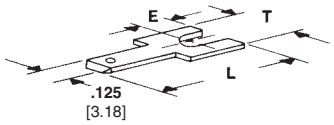

Mechanical
A

Style	Pairs	Stud Diameter	Stock Thickness	Dimensions L	Dimensions E	Dimensions T	Material and Finish	UL	CSA	Terminal Part No.
A	—	.125 3.18	.020 0.51	.570 14.48	.090 2.29	.295 7.49	Brass	—	—	63747-1

110 Series Test Tabs
(Mates with all "110" Series Receptacles)

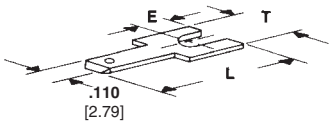

Mechanical
A

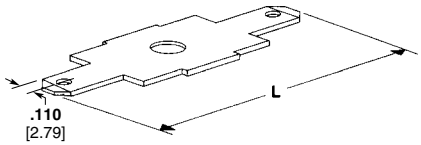

Electrical
B

Style	Stud Diameter	Stock Thickness	Dimensions L	Dimensions E	Dimensions T	Material and Finish	UL	CSA	Terminal Part No.
A	.125 3.18	.020 0.51	.570 14.48	.090 2.29	.295 7.49	Brass	X	X	62061-1
		.032 0.81	.570 14.48	.090 2.29	.295 7.49	Brass	—	—	62061-2
		.016 0.41	.570 14.48	.090 2.29	.295 7.49	Brass	—	—	62061-3
B	.145 3.68	.020 0.51	1.151 29.24	—	—	Tin Plated Steel	X	X	62628-1
		.020 0.51	1.151 29.24	—	—	Brass	X	X	62628-2

Note: All part numbers are RoHS compliant.

Catalog 82004
Revised 3-11

www.te.com

Dimensions are shown for reference purposes only. Specifications subject to change.

Dimensions are in inches and millimeters unless otherwise specified.
USA: +1 (800) 522-6752

Canada: +1 (905) 475-6222
Mexico/C. Am.: +52 (0) 55-1106-0800
Latin/S. Am.: +54 (0) 11-4733-2200
Germany: +49 (0) 6251-133-1999

UK: +44 (0) 800-267666
France: +33 (0) 1-3420-8686
Netherlands: +31 (0) 73-6246-999
China: +86 (0) 400-820-6015

FASTON Tab Adapters

250 Series

Fits Tab — .032 [0.81]

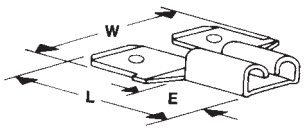

A

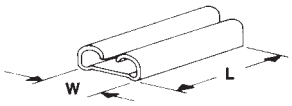

B

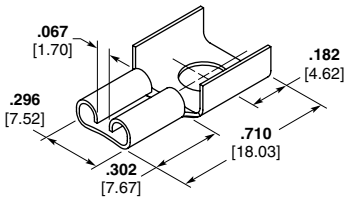

C

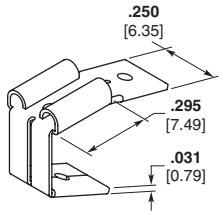

D

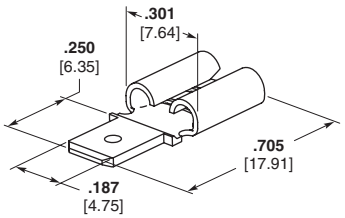

E

Style	Stock Thickness	Dimensions W	Dimensions L	Dimensions E	Material and Finish	UL	CSA	Terminal Part No.
A	**.018** 0.46 Recpt. / **.032** 0.81 Tabs	**.650** 16.51	**.770** 19.56	**.305** 7.75	Brass	X	X	61765-1
					Tin Plated Brass	X	X	61765-2[1]
B	**.018** 0.46	**.300** 7.62	**.700** 11.78	—	Tin Plated Brass	X	X	61810-2
						X	X	63918-1[2]
C	**.016** 0.41	—	—	—	Nickel Plated Steel	—	—	151302-2
	.016 0.41	—	—	—	Brass (90°)	—	—	152422-1
D	**.016** 0.41 Recpt. / **.032** 0.81 Tabs	—	—	—	Brass	—	—	726308-1
E	**.018** 0.46 Recpt. / **.032** 0.81 Tabs	**.301** 7.65	**.705** 17.91	**.305** 7.75	Brass	X	X	1742597-1[3]

[1] No tab stop on receptacle.
[2] Fits .025 [0.64] thick tab.
[3] .187 [4.75] tab – .250 [6.35] receptacle.

187 Series

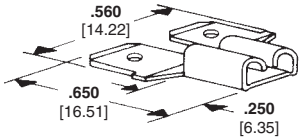

A

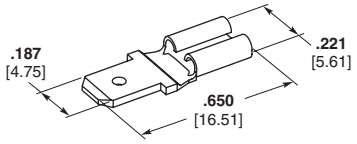

E

Style	Stock Thickness	Receptacle Fits Tab	Material and Finish	UL	CSA	Terminal Part No.
A	**.013** 0.33 Recpt. / **.020** 0.51 Tabs	**.020** 0.51	Tin Plated Brass	X	X	61045-2
	.013 0.33 Recpt. / **.032** 0.81 Tabs	**.032** 0.81	Tin Plated Brass	X	X	63699-1
E	**.013** 0.33 Recpt. / **.032** 0.81 Tabs	**.032** 0.81	Tin Plated Brass	X	X	1217933-1

Note: All part numbers are RoHS compliant.

Catalog 82004
Revised 3-11

www.te.com

Dimensions are shown for reference purposes only. Specifications subject to change.

Dimensions are in inches and millimeters unless otherwise specified.
USA: +1 (800) 522-6752

Canada: +1 (905) 475-6222
Mexico/C. Am.: +52 (0) 55-1106-0800
Latin/S. Am.: +54 (0) 11-4733-2200
Germany: +49 (0) 6251-133-1999

UK: +44 (0) 800-267666
France: +33 (0) 1-3420-8686
Netherlands: +31 (0) 73-6246-999
China: +86 (0) 400-820-6015