640388-3 ✔ ACTIVE

MTA 156

TE Internal #: 640388-3

PCB Mount Header, Vertical, Wire-to-Board, 3 Position, 3.96 mm [.156 in] Centerline, Partially Shrouded, Tin (Sn), Through Hole - Solder, MTA 156

View on TE.com >

Connectors > PCB Connectors > PCB Headers & Receptacles



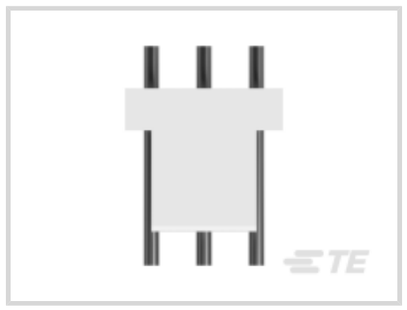



PCB Connector Type: **PCB Mount Header**

PCB Mount Orientation: **Vertical**

Connector System: **Wire-to-Board**

Number of Positions: **3**

Number of Rows: **1**

Features

Product Type Features

Mixed & Hybrid Header	No
Connector Shape	Rectangular
PCB Connector Type	PCB Mount Header
Connector System	Wire-to-Board
Header Type	Partially Shrouded
Sealable	No
Connector & Contact Terminates To	Printed Circuit Board
Connector Product Type	Connector Assembly

Configuration Features

Number of Columns	3
Number of Loaded Positions	3
Number of Power Positions	3
Connector Contact Load Condition	Fully Loaded
PCB Mount Orientation	Vertical

Number of Positions	3
Number of Rows	1

Electrical Characteristics

Operating Voltage	600 VAC

Body Features

Primary Product Color	Natural

Contact Features

Contact Underplating Material	Nickel
Mating Pin Diameter	1.14 mm[.045 in]
Contact Underplating Material Thickness	1.27 µm[50 µin]
Contact Size	1.14mm
Contact Mating Area Plating Material Thickness	2.54 µm[100 µin]
PCB Contact Termination Area Plating Material Thickness	2.54 µm[100 µin]
Contact Shape & Form	Round
Contact Layout	Inline
Contact Mating Area Length	10.16 mm[.4 in]
Contact Base Material	Copper Alloy
PCB Contact Termination Area Plating Material	Tin
Contact Mating Area Plating Material	Tin (Sn)
Contact Type	Pin
Contact Current Rating (Max)	14.24 A

Termination Features

Termination Post & Tail Diameter	1.14 mm[.045 in]
Termination Post & Tail Length	3.18 mm[.125 in]
Termination Method to PCB	Through Hole - Solder

Mechanical Attachment

Panel Mount Feature	Without
Mating Retention Type	Friction Lock
Mating Retention	With
PCB Mount Retention	Without
PCB Mount Alignment	Without
Connector Mounting Type	Board Mount

Mating Alignment	Without

Housing Features

Mating Entry Location	Top
Housing Material	Thermoplastic Polyester - Glass-Filled
Centerline (Pitch)	3.96 mm[.156 in]

Dimensions

Connector Width	7.62 mm[.3 in]
PCB Thickness (Recommended)	1.57 mm[.062 in]
Connector Height	10.79 mm[.425 in]
Connector Length	11.89 mm[.468 in]

Usage Conditions

Operating Temperature (Max)	105 °C[221 °F]
Operating Temperature Range	-55 – 105 °C[-67 – 221 °F]

Operation/Application

Circuit Application	Power

Industry Standards

Compatible With Agency/Standards Products	CSA, UL
UL Rating	Recognized
Compatible With Approved Standards Products	UL E28476
Glow Wire Rating	Standard Part - Not Glow Wire
UL Flammability Rating	UL 94V-0

Packaging Features

Packaging Quantity	2000
Packaging Method	Package

Product Compliance

For compliance documentation, visit the product page on TE.com>

EU RoHS Directive 2011/65/EU	Compliant
EU ELV Directive 2000/53/EC	Compliant
China RoHS 2 Directive MIIT Order No 32, 2016	No Restricted Materials Above Threshold
EU REACH Regulation (EC) No. 1907/2006	Current ECHA Candidate List: JUNE 2024 (241)

	Candidate List Declared Against: JUNE 2024 (241) Does not contain REACH SVHC
Halogen Content	Not Low Halogen - contains Br or Cl > 900 ppm.
Solder Process Capability	Wave solder capable to 265°C

Product Compliance Disclaimer

This information is provided based on reasonable inquiry of our suppliers and represents our current actual knowledge based on the information they provided. This information is subject to change. The part numbers that TE has identified as EU RoHS compliant have a maximum concentration of 0.1% by weight in homogenous materials for lead, hexavalent chromium, mercury, PBB, PBDE, DBP, BBP, DEHP, DIBP, and 0.01% for cadmium, or qualify for an exemption to these limits as defined in the Annexes of Directive 2011/65/EU (RoHS2). Finished electrical and electronic equipment products will be CE marked as required by Directive 2011/65/EU. Components may not be CE marked. Additionally, the part numbers that TE has identified as EU ELV compliant have a maximum concentration of 0.1% by weight in homogenous materials for lead, hexavalent chromium, and mercury, and 0.01% for cadmium, or qualify for an exemption to these limits as defined in the Annexes of Directive 2000/53/EC (ELV). Regarding the REACH Regulation, the information TE provides on SVHC in articles for this part number is based on the latest European Chemicals Agency (ECHA) 'Guidance on requirements for substances in articles' posted at this URL: https://echa.europa.eu/guidance-documents/guidance-on-reach

Compatible Parts



TE Part # 3-640606-3
03P MTA156 CONN ASSY 22AWG LF



TE Part # 3-640602-3
03P MTA156 CONN ASSY 24AWG LF



TE Part # 3-644462-3
03P MTA156 CONN ASSY 20AWG LF



TE Part # 3-644465-3
03P MTA156 CONN ASSY 18AWG ORA



TE Part # 3-640428-3
03P MTA156 CONN ASSY 22AWG RED



TE Part # 3-644860-3
03P MTA156 CONN ASSY 18AWG LF



TE Part # 3-644467-3
03P MTA156 CONN ASSY 22AWG LF



TE Part # 3-640427-3
03P MTA156 CONN ASSY 20AWG YEL



TE Part # 3-640431-3
03P MTA156 CONN ASSY 18AWG ORA



TE Part # 3-644570-3
03P MTA156 CONN ASSY 18AWG LF



TE Part # 3-640477-3
03P MTA156 ASSY ON TAPE LF



TE Part # 3-643817-3
03P MTA156 CONN ASSY 18AWG ORA



TE Part # 3-644461-3
03P MTA156 CONN ASSY 18AWG LF



TE Part # 3-640426-3
03P MTA156 CONN ASSY 18AWG ORA



TE Part # 3-644464-3
03P MTA156 CONN ASSY 24AWG LF



TE Part # 3-640472-3
03P MTA156 ASSY ON TAPE LF



TE Part # 3-640435-3
03P MTA156 CONN ASSY 26AWG LF



TE Part # 3-644468-3
03P MTA156 CONN ASSY 24AWG LF



TE Part # 640251-3
03P SL156 HSG W/O RAMP NATL



TE Part # 643067-3
03P MTA156 MOLDED COVER

Also in the Series | MTA 156



Connector Caps & Covers(89)



Connector Contacts(4)



Connector Hardware(2)



PCB Headers & Receptacles(677)



Power Contacts(3)



Rectangular Power Connectors(1178)



Standard Rectangular Connectors(667)

Customers Also Bought



TE Part #1-643464-4
07P MTA156 HD ASY ST W/O#1,4,6



TE Part #5749069-5
50 50SR VERT RCPT ASSY



TE Part #2-1437572-2
TPC13C0=SW P/B NOR-OPEN



TE Part #2-1879509-7
CRGH0805 1% 200R 0.33W

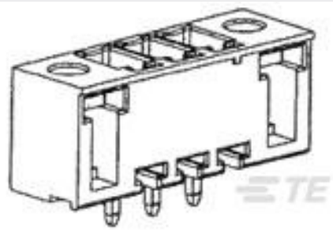

TE Part #796867-9
9 POS TERMI-BLOK HDR VERTICAL



TE Part #2367982-1
2MM HM FEMALE ASSY, COL8



TE Part #7-1879212-3
CPF 0402 12R7 0.1% 25PPM 1K RL



TE Part #3-1437651-4
6DBL-02-006=6DBL ASSEMBLY

TE Part #3-2176315-5
MELF SMA_A 68K 0.1% 15PPM 0204 0.4W



TE Part #641991-2
07P MTA156 HDR ASSY SQ W/O#5

Documents

Product Drawings

03P MTA156 HDR ASSY RN STR F/L

English

CAD Files

Customer View Model

ENG_CVM_CVM_640388-3_AD.2d_dxf.zip

English

3D PDF

3D

Customer View Model

ENG_CVM_CVM_640388-3_AD.3d_igs.zip

English

Customer View Model

ENG_CVM_CVM_640388-3_AD.3d_stp.zip

English

By downloading the CAD file I accept and agree to the Terms and Conditions of use.

Product Specifications

Application Specification

English

Agency Approvals

UL Report

English