787395-5 ✔ ACTIVE

AMPLIMITE | AMPLIMITE 0.50 Series

TE Internal #: 787395-5

Receptacle, Cable-to-Board, 50 Position, 1.27 mm [.05 in] Centerline, 2 Row, Standard Profile, AMPLIMITE 0.50 Series, PCB D-Sub Connectors

View on TE.com >

Connectors > D-Shaped Connectors > D-Sub Connectors > PCB D-Sub Connectors > D-Sub Receptacle Assembly: Right Angle, 1.27mm

Connector & Housing Type: **Receptacle**

Connector System: **Cable-to-Board**

Number of Positions: **50**

Centerline (Pitch): **1.27 mm [.05 in]**

Number of Rows: **2**

All D-Sub Receptacle Assembly: Right Angle, 1.27mm (74)

Features

Product Type Features

Shell Material Configuration	Full Metal Shell
Connector & Housing Type	Receptacle
Connector System	Cable-to-Board
Connector & Contact Terminates To	Printed Circuit Board

Configuration Features

Number of Positions	50
Number of Rows	2
PCB Mount Orientation	Right Angle

Body Features

Assembly Process Feature Material	Copper Alloy
Shell Plating Finish	Bright
Shell Plating Material	Nickel
Primary Product Color	Black
Connector Profile	Standard

Contact Features

Contact Underplating Material	Palladium Nickel
	30 µin

Contact Options	Installed
Contact Mating Area Plating Material	Gold or Gold Flash
Contact Base Material	Phosphor Bronze
PCB Contact Termination Area Plating Material	Tin-Lead, Tin-Lead over Nickel
Contact Current Rating (Max)	1 A

Termination Features

Rectangular Termination Post & Tail Width	.41 mm[.016 in]
Rectangular Termination Post & Tail Thickness	.3 mm[.011 in]
Termination Method to PCB	Through Hole - Solder
Termination Post & Tail Length	2.54 mm[.1 in]

Mechanical Attachment

Mounting Feature Plating Material	Nickel over Copper
Mounting Feature Material	Zinc
	.1 in
Mating Alignment	Without
PCB Mount Alignment	Without
Assembly Process Feature Plating Material	Tin-Lead over Nickel
PCB Mount Retention	With
PCB Mount Retention Type	Boardlock
Mating Retention	With
Mating Retention Type	Mounting Holes
Connector Mounting Type	Board Mount

Housing Features

Housing Material	Thermoplastic
Shell Material	Carbon Steel
Centerline (Pitch)	1.27 mm[.05 in]

Dimensions

PCB Thickness (Recommended)	1.57 mm[.062 in]
Row-to-Row Spacing	2.54 mm[.1 in]

Usage Conditions

Operating Temperature Range	-55 – 105 °C[-67 – 221 °F]

Operation/Application

Shielded	Yes
Circuit Application	Signal

Industry Standards

UL Flammability Rating	UL 94V-0
Compatible With Approved Standards Products	UL E28476

Packaging Features

Packaging Quantity	10
Packaging Method	Tube

Product Compliance

For compliance documentation, visit the product page on TE.com>

EU RoHS Directive 2011/65/EU	Not Compliant
EU ELV Directive 2000/53/EC	Compliant with Exemptions
China RoHS 2 Directive MIIT Order No 32, 2016	Restricted Materials Above Threshold
EU REACH Regulation (EC) No. 1907/2006	Current ECHA Candidate List: JUNE 2024 (241) Candidate List Declared Against: JUNE 2024 (241) SVHC > Threshold: Pb (13% in Component Part) Article Safe Usage Statements: Do not eat, drink or smoke when using this product. Wash thoroughly after handling. Recycle if possible and dispose of the article by following all applicable governmental regulations relevant to your geographic location.
Halogen Content	Not Low Halogen - contains Br or Cl > 900 ppm.
Solder Process Capability	Not lead free process capable

Product Compliance Disclaimer

This information is provided based on reasonable inquiry of our suppliers and represents our current actual knowledge based on the information they provided. This information is subject to change. The part numbers that TE has identified as EU RoHS compliant have a maximum concentration of 0.1% by weight in homogenous materials for lead, hexavalent chromium, mercury, PBB, PBDE, DBP, BBP, DEHP, DIBP, and 0.01% for cadmium, or qualify for an exemption to these limits as defined in the Annexes of Directive 2011/65/EU (RoHS2). Finished electrical and electronic equipment products will be CE marked as required by Directive 2011/65/EU. Components may not be CE marked. Additionally, the part numbers that TE has identified as EU ELV compliant have a maximum concentration of 0.1% by weight in homogenous materials for lead, hexavalent chromium, and mercury, and 0.01% for cadmium, or qualify for an exemption to these limits as defined in the Annexes of Directive 2000/53/EC (ELV). Regarding the REACH Regulation, the information TE provides on SVHC in articles for this part number is based on the latest European Chemicals Agency (ECHA) 'Guidance on requirements for substances in articles' posted at this URL: https://echa.europa.eu/guidance-documents/guidance-on-reach

Compatible Parts

TE Part # 5749111-4
50 50SR CABLE PLUG ASSY

Also in the Series | AMPLIMITE 0.50 Series

Connector Backshells(21)

Connector Caps & Covers(20)



Connector Hardware(6)



D-Sub Backshells & Clamps(21)



IDC D-Sub Connectors(69)

Insertion & Extraction Tools(1)



PCB D-Sub Connectors(172)

Customers Also Bought

TE Part #172159-1
4 CIR UNIV M-N-L CAP

TE Part #680329-000
D-609-09

Documents

Product Drawings

50 50SR R/A RCPT ASSY,REDESIGN

English

CAD Files

Customer View Model

ENG_CVM_787395-5_N.3d_igs.zip

English

Customer View Model

ENG_CVM_787395-5_N.3d_stp.zip

English

Customer View Model

ENG_CVM_787395-5_N.2d_dxf.zip

English

3D PDF

English

By downloading the CAD file I accept and agree to the Terms and Conditions of use.

Product Specifications

Application Specification

English

Agency Approvals

UL

English