2A, 100V - 200V Ultra Fast Surface Mount Rectifier

FEATURES

- AEC-Q101 qualified
- Planar technology
- Low power loss, high efficiency
- Ideal for automated placement
- Moisture sensitivity level: level 1, per J-STD-020
- RoHS Compliant
- Halogen-free according to IEC 61249-2-21

APPLICATIONS

- High frequency switching
- DC/DC
- Snubber

MECHANICAL DATA

- Case: SOD-123W
- Molding compound meets UL 94V-0 flammability rating
- Terminal: Matte tin plated leads, solderable per J-STD-002
- Meet JESD 201 class 2 whisker test
- Polarity: Indicated by cathode band
- Weight: 0.015g (approximately)

KEY PARAMETERS		
PARAMETER	**VALUE**	**UNIT**
I_F	2	A
V_{RRM}	100 - 200	V
I_{FSM}	50	A
$T_{J\ MAX}$	175	°C
Package	SOD-123W	
Configuration	Single die	

Pb Pb-Free RoHS COMPLIANT HALOGEN FREE



SOD-123W

ABSOLUTE MAXIMUM RATINGS (T_A = 25°C unless otherwise noted)					
PARAMETER		**SYMBOL**	**PU2BLWH**	**PU2DLWH**	**UNIT**
Marking code on the device			U2BLW	U2DLW	
Repetitive peak reverse voltage		V_{RRM}	100	200	V
Reverse voltage, total rms value		$V_{R(RMS)}$	70	140	V
Forward current		I_F	2		A
Surge peak forward current single half sine-wave superimposed on rated load	t = 8.3ms	I_{FSM}	50		A
	t = 1.0ms		140		
Junction temperature		T_J	-55 to +175		°C
Storage temperature		T_{STG}	-55 to +175		°C

THERMAL PERFORMANCE

PARAMETER	SYMBOL	TYP	UNIT
Junction-to-lead thermal resistance	$R_{\Theta JL}$	17	°C/W
Junction-to-ambient thermal resistance	$R_{\Theta JA}$	75	°C/W
Junction-to-case thermal resistance	$R_{\Theta JC}$	22	°C/W

Thermal Performance Note: Units mounted on PCB (5mm x 5mm Cu pad test board)

ELECTRICAL SPECIFICATIONS (T_A = 25°C unless otherwise noted)

PARAMETER	CONDITIONS	SYMBOL	TYP	MAX	UNIT
Forward voltage[1]	I_F = 1A, T_J = 25°C	V_F	0.81	-	V
	I_F = 2A, T_J = 25°C		0.87	0.93	V
	I_F = 1A, T_J = 125°C		0.66	-	V
	I_F = 2A, T_J = 125°C		0.73	-	V
Reverse current @ rated V_R [2]	T_J = 25°C	I_R	-	2	μA
	T_J = 125°C		-	10	μA
Junction capacitance	1MHz, V_R = 4.0V	C_J	33	-	pF
Reverse recovery time	I_F = 0.5A, I_R = 1.0A, I_{rr} = 0.25A	t_{rr}	-	25	ns
	I_F = 1.0A, di/dt = 50A/μs, V_R = 30V		30	-	
Reverse recovery current	I_F = 2.0A, di/dt = 200A/μs, V_R = 100V	I_{RM}	3.6	-	A
Reverse recovery charge		Q_{rr}	31	-	nC
Reverse recovery time		t_{rr}	19	-	ns

Notes:

1. Pulse test with PW = 0.3ms
2. Pulse test with PW = 30ms

ORDERING INFORMATION

ORDERING CODE[1]	PACKAGE	PACKING
PU2xLWH	SOD-123W	10,000/ Tape & Reel

Notes:

1. “x” defines voltage from 100V(PU2BLWH) to 200V(PU2DLWH)

CHARACTERISTICS CURVES

(T_A = 25°C unless otherwise noted)

Fig.1 Forward Current Derating Curve

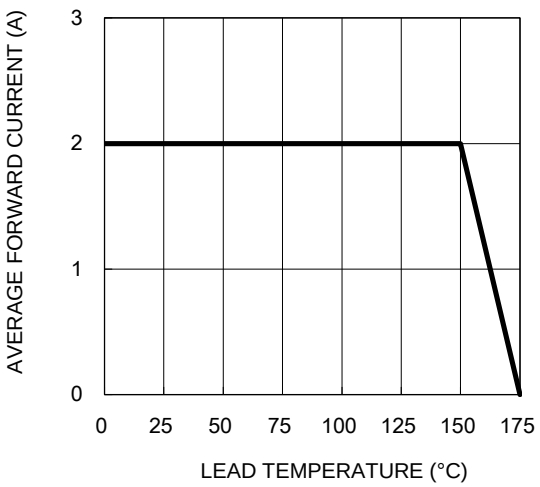

Fig.2 Typical Junction Capacitance

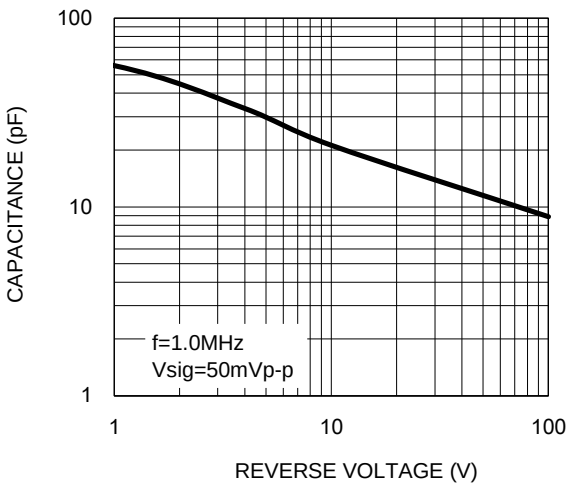

Fig.3 Typical Reverse Characteristics

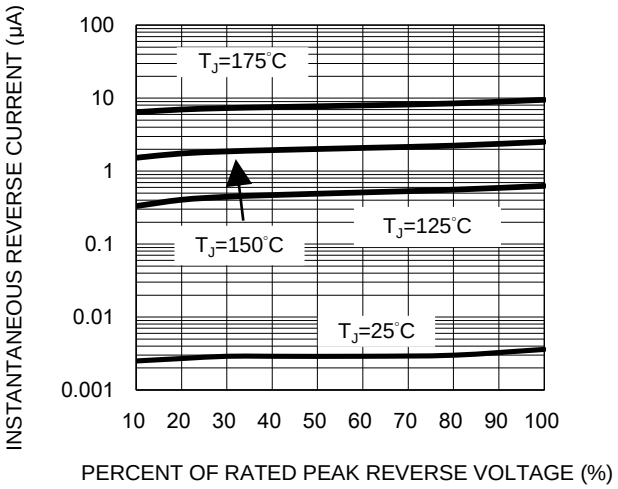

Fig.4 Typical Forward Characteristics

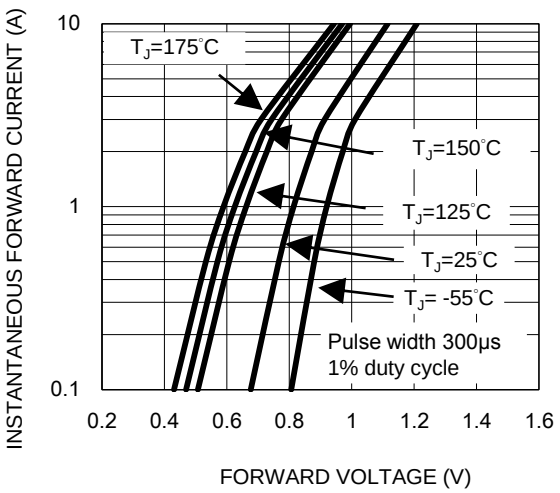

Fig.5 Typical Transient Thermal Impedance

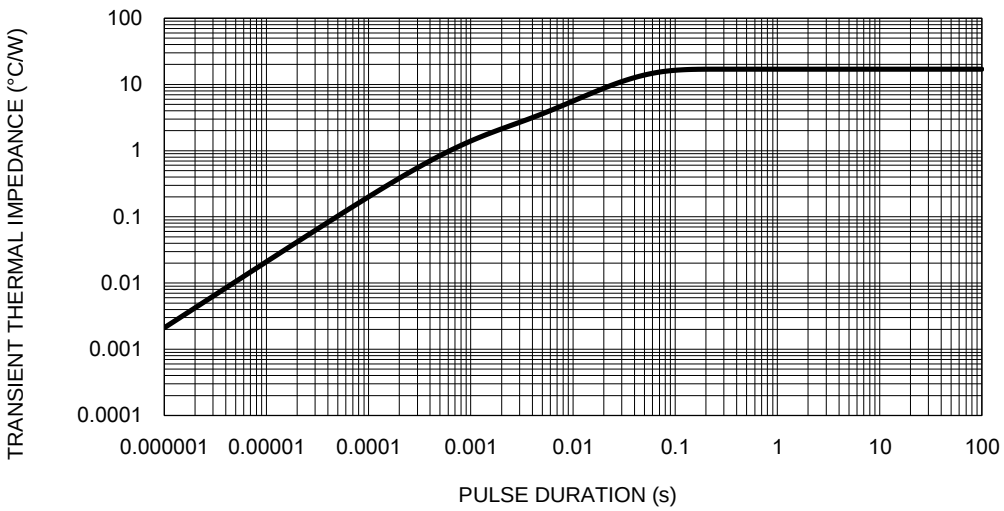

PACKAGE OUTLINE DIMENSIONS

SOD-123W

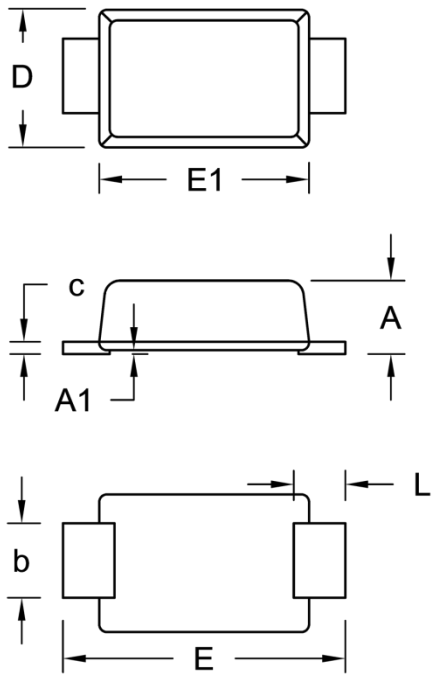

DIM.	Unit (mm)		Unit (inch)	
	Min.	Max.	Min.	Max.
A	0.90	1.02	0.035	0.040
A1	0.00	0.10	0.000	0.004
b	0.90	1.05	0.035	0.041
c	0.10	0.22	0.004	0.009
D	1.70	1.90	0.067	0.075
E	3.60	3.80	0.142	0.150
E1	2.60	2.90	0.102	0.114
L	0.50	0.85	0.020	0.033

SUGGESTED PAD LAYOUT

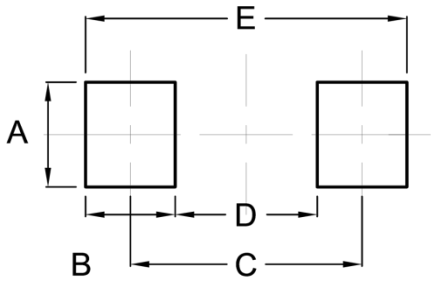

Symbol	Unit (mm)	Unit (inch)
A	1.40	0.055
B	1.20	0.047
C	3.10	0.122
D	1.90	0.075
E	4.30	0.169

MARKING DIAGRAM

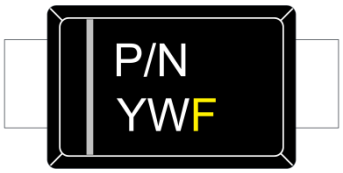

P/N = Marking Code
YW = Date Code
F = Factory Code

Notice

Specifications of the products displayed herein are subject to change without notice. TSC or anyone on its behalf, assumes no responsibility or liability for any errors or inaccuracies.

Purchasers are solely responsible for the choice, selection, and use of TSC products and TSC assumes no liability for application assistance or the design of Purchasers' products.

Information contained herein is intended to provide a product description only. No license, express or implied, to any intellectual property rights is granted by this document. Except as provided in TSC's terms and conditions of sale for such products, TSC assumes no liability whatsoever, and disclaims any express or implied warranty, relating to sale and/or use of TSC products including liability or warranties relating to fitness for a particular purpose, merchantability, or infringement of any patent, copyright, or other intellectual property right.

The products shown herein are not designed for use in medical, life-saving, or life-sustaining applications. Customers using or selling these products for use in such applications do so at their own risk and agree to fully indemnify TSC for any damages resulting from such improper use or sale.