24 2410 05

USB and IEEE 1394 connectors



Double USB 2.0 chassis socket type A, angular version, for printed circuit boards

# 24 2410 05

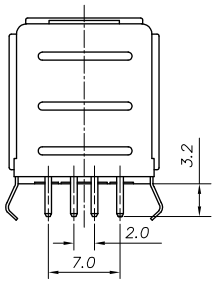


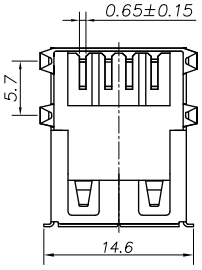


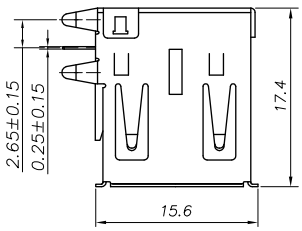


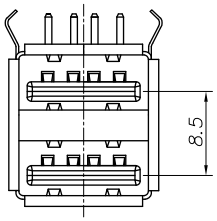


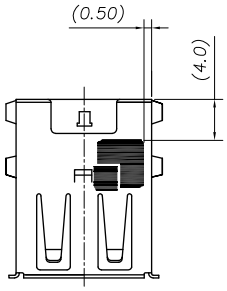


*a

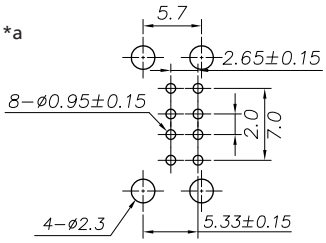


### Environmental conditions

| | |
|---|---|
| Temperature range | -40 °C/+85 °C |

### Materials

| | |
|---|---|
| Insulating body | PBT GF, V-0 according to UL94 |
| Contact spring | CuSn, gold-plated, tin-plated in solder area |
| Housing | Cu alloy/steel, tin-plated |

### Mechanical data

| | |
|---|---|
| Mating cycles | 1500 |
| Insertion force | ≤ 35 N |
| Withdrawal force | 10–35 N |

### Electrical data (at $T_{amb}$ 20 °C)

| | |
|---|---|
| Contact resistance | ≤ 30 mΩ |
| Rated current | 1 A |
| Rated voltage | 30 V AC |
| Rated impulse voltage | 500 V/60 s |
| Insulation resistance | ≥ 1 GΩ |

### Associated products

Counterparts

2410 07 2410 08 2480 2482

*a printed circuit board layout, components side view

# 24 2410 05

| Designation | Pole Number | PU (Pieces) | MDQ (Pieces) |
|---|---|---|---|
| 2410 05 | 2 x 4 | 100 | 600 |

**Packaging:**
in a tray