24 2436 03

USB and IEEE 1394 connectors



USB 3.1 chassis socket type C, 24 poles, angular version, for printed circuit boards, surface mounting technology (SMT/THR), for mid-mount placement

24 2436 03

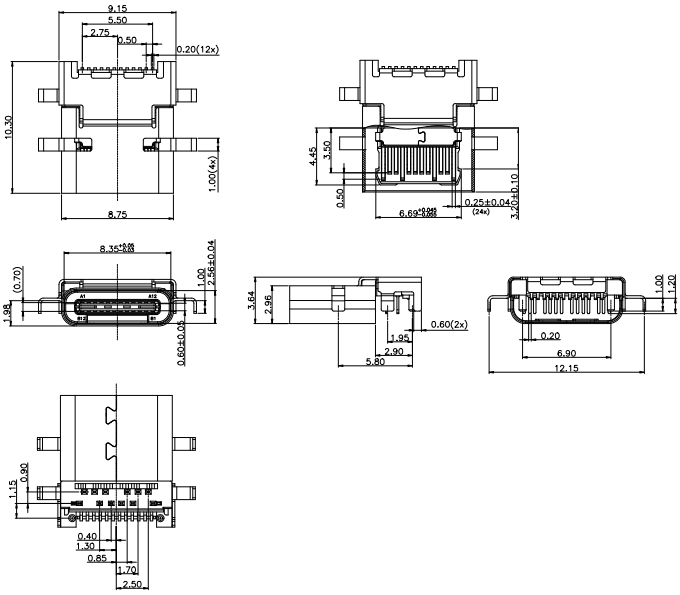

*a

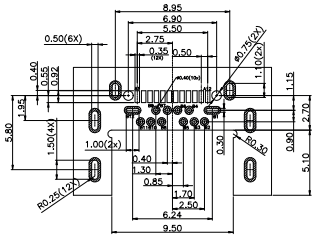

*b

	Signal Name		Signal Name
A1	GND	B12	GND
A2	SSTXp1	B11	SSRXp1
A3	SSTXn1	B10	SSRXn1
A4	VBUS	B9	VBUS
A5	CC1	B8	SBU2
A6	Dp1	B7	Dn2
A7	Dn1	B6	Dp2
A8	SBU1	B5	CC2
A9	VBUS	B4	VBUS
A10	SSRXn2	B3	SSTXn2
A11	SSRXp2	B2	SSTXp2
A12	GND	B1	GND

*a printed circuit board layout, components side view

*b pin assignment

Environmental conditions

Temperature range	-20 °C/+70/85 °C

Materials

Insulating body	LCP, V-0 according to UL94
Contact spring	Cu alloy, gold-plated in mating area, pre-nickel and tin-plated in solder area
Housing	steel, nickel-plated

Mechanical data

Mating cycles	10000
Insertion force	5–20 N
Withdrawal force	8–20 N [1]

[1] initial value

Electrical data (at T_{amb} 20 °C)

Contact resistance	≤ 40 mΩ
Rated current	5 A/1.25 A/0.25 A
Rated voltage	20 V
Rated impulse voltage	100 V/60 s
Insulation resistance	≥ 100 MΩ

Associated products

Counterparts

2483 01

24 2436 03

Designation	Pole Number	PU (Pieces)	MDQ (Pieces)
2436 03	24	1000	1000

Packaging:
on reel