Mini 1206

Haut-parleur et capsule acoustique



Fiche technique
Mise à jour : 09/2026

Importateur

Nom et adresse	Tams Elektronik GmbH Fuhrberger Str. 4 | 30625 Hannover | Allemagne
Référence de l'importateur	70-03032-01
Contenu de la livraison	1 haut-parleur, 1 capsule acoustique

Caractéristiques techniques

Dimensions nettes	12 x 6 x 2,7 mm (± 0,2 mm)
Dimensions avec capsule acoustique	12 x 6 x 6,5 mm (± 0,2 mm)
Puissance nominale	1,0 W
Puissance maximale	1,5 W
Impédance nominale	6 ohms (± 15%)
Bande passante (-10 dB)	700–20 000 Hz
Niveau de pression acoustique moyen	73 ± 3dB (1 W/1 m)
Fréquence de résonance fs	1 300 Hz (± 20%)
Longueur du câble de raccordement	40 mm
Poids net	0,6 g
Poids avec capsule acoustique	0,8 g
Matériau de la capsule acoustique	PLA (polylactide)

Fabricant du haut-parleur

Nom et adresse	Shenzhen Kaiboer Electronic Technology Co., Limited | Chine
Désignation du fabricant	1206 Speaker
Référence fabricant	KBE1206S2.7H-L60

tams elektronik

SPECIFICATION

SHEET FOR APPROVAL

Customer：

Nomenclature： **1206 SPEAKER**

Item No.：

Your Part No.：

Our Part No.： **KBE1206S2.7H-L60**

Version： **V1.0**

Date： **2025.09.12**

CUSTOMER 客户	APPROVER 审批	CHECKER 制作
		何先朋

深圳市凯博尔电子科技有限公司

深圳市宝安区航城街道黄田三力工业园 6 栋 3 楼

Tel:+86-0755-2733 3692 Web: www.szkber.com
Fax:+86-0755-2733 3692 Email: szkber@126.com

ta elektronik

1	产品概要/PRODUCT OUTLINE	
	1-1 适用范围/SCOPE	This specification is applied to mobile phone.
	1-2 尺寸/DIMENSIONS	As shown in fig (3)
	1-3 大小/SIZE	L12mm * W6mm * H2.7mm.
	1-4 重量/NET WEIGHT	APPROX. /g
2	标准试验状态 Standard Test Condition	一般规格试验状态（特殊要求除外） 常温 15～35℃，常湿 25%～75%，气压 860～1060hPa 但判定上有疑问时，试验状态为： 温度 23±1℃，相对湿度 48%～52%，气压 860～1060hPa The test conditions unless otherwise specified should be Normal temperature 15 to 35℃,Normal humidity 25 to 75% And normal atmospheric pressure 860 to 1060hPa However,if there arises a doubt in judgement,the test conditions shall be as follows: Temperature 23±1℃ Humidity 48%～52% Atmosphere 860～1060hPa

tams elektronik

PREPARED	CHECKED	APPROVED
He	Yang	Wang

3	电气规格/ELECTRICAL SPECIFICATIONS	
	3-1 输出音压位准 SOUND PRESSURE LEVEL	73±3dB (at 1200,1500,2000,2500Hz AVG) Measurement is as shown in fig(1), Input: 0.1W/10cm
	3-2 阻抗 IMPEDANCE	6±15% Ohm (at 5kHz)
	3-3 频宽回应 FREQUENCY RESPONSE	As shown in fig(2)
	3-4 额定输入功率 Rate Input Power	1.0W (in 1CC box)
	3-5 最大输入功率 Max Input Power	1.5W (in 1CC box)
	3-6 异常音测试 Buzzes & Rattles	Must be free audible noise [From 200 Hz to 5KHz frequency range, Input: 2.45V (in 1CC box)]
	3-7 最低共振频率 LOWEST RESONANCE FREQUENCY	1300±20% Hz
	3-8 有效频宽 FREQUENCY RANGE	F0～20KHz
	3-9 失真率 DISTORTION	Test conditions:0.1W/0.1m at2000Hz≤10%
	3-10 工作温度 OPERATING TEMPERATURE	-20℃to +60℃
	3-11 贮存温度 STORE TEMPERATURE	-30℃to +70℃

tams elektronik

4	信赖性试验/RELIABLE TEST	
	4-1 概述 GENERAL	After any following tests the response at 1 K Hz shall not deviate more than ±3 dB from the initial value
	4-2 负载试验 LOAD TEST	输入电压 / Input Power : 2.45V (in 1CC box) 输入信号 / Input Signal : white noise 时 间 / Duration : 96 hours 试验后放置时间 / Duration of Recovery : 4hrs of conditions at 20℃
	4-3 湿度试验 HUMIDITY TEST	温 度 / Temperature : +40℃±3℃ 相对湿度 / Relative Humidity : 90%~95% R.H. 时 间 / Duration : 96 hours 试验后放置时间 / Duration of Recovery : 4hrs of conditions at 20℃
	4-4 低温试验 LOW TEMPERATURE TEST	温 度 / Temperature : -30℃±3℃ 时 间 / Duration : 96 hours 试验后放置时间 / Duration of Recovery : 4hrs of conditions at 20℃
	4-5 高温试验 HIGH TEMPERATURE TEST	温 度 / Temperature : +70℃±3℃ 时 间 / Duration : 96 hours 试验后放置时间 / Duration of Recovery : 4hrs of conditions at 20℃
	4-6 温度循环试验 TEMPERATURE CYCLES TEST	TEMPERTURE: 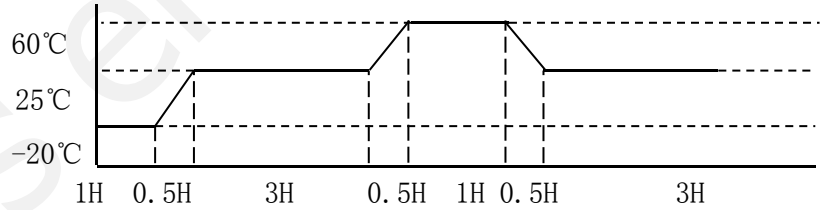 循环次数 / Cycles : 10 Cycles 试验后放置时间 / Duration of Recovery : 4hrs of conditions at 20℃
	4-7 落地试验 TEST DROP TEST	落下方向 / Direction : 1 corner,3 sides,6 faces 落下回数 / Times : Once in each directions 高 度 / Height : From 1.0m(on the concrete) 试验后放置时间 / Duration of Recovery : 4hrs of conditions at 20℃ 依包装实体一角三棱六面作自由落体试验后,实体外观需正常
	4-8 振动试验 VIBRATION TEST	振 动 / Vibration : 10-55Hz 振 幅 / Amplitude : 1.5mm 时 间 / Times : 1 hour in each of 3axes 试验后放置时间 / Duration of Recovery : 4hrs of conditions at 20℃

tams elektronik

5

ELECTRICAL AND ACOUSTICAL MEASURING CONDITION (fig.1)

1. MEASUREMENT

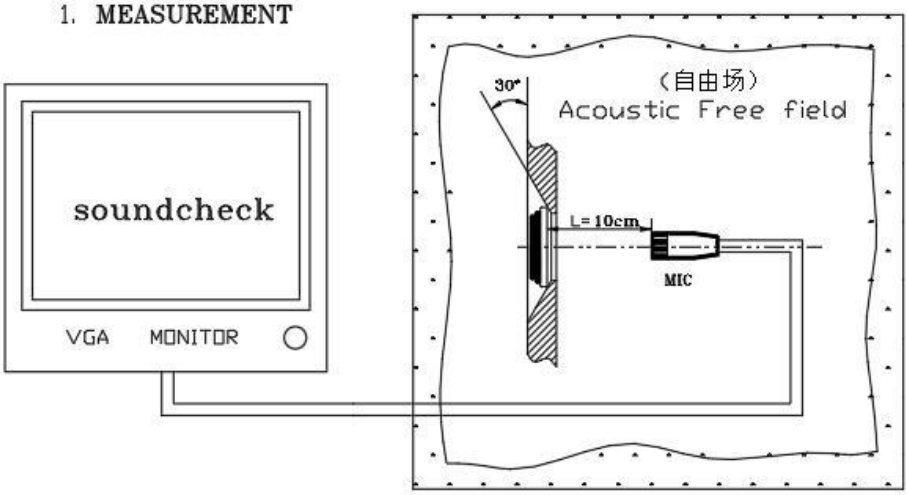

2.Measurement Board(IEC-268-5)

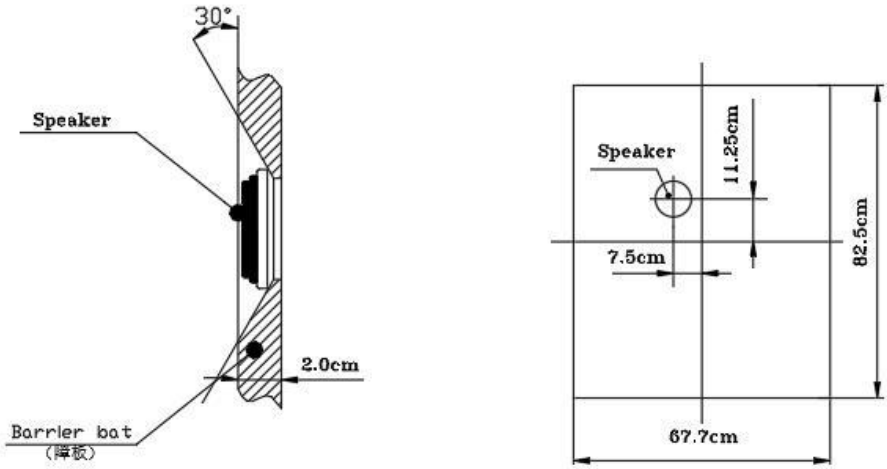

PREPARED	CHECKED	APPROVED
He	Yang	Wang

6

FREQUENCY RESPONSE （fig.2）

测试条件：0.1W/0.1m 1/12 倍频程（R40)

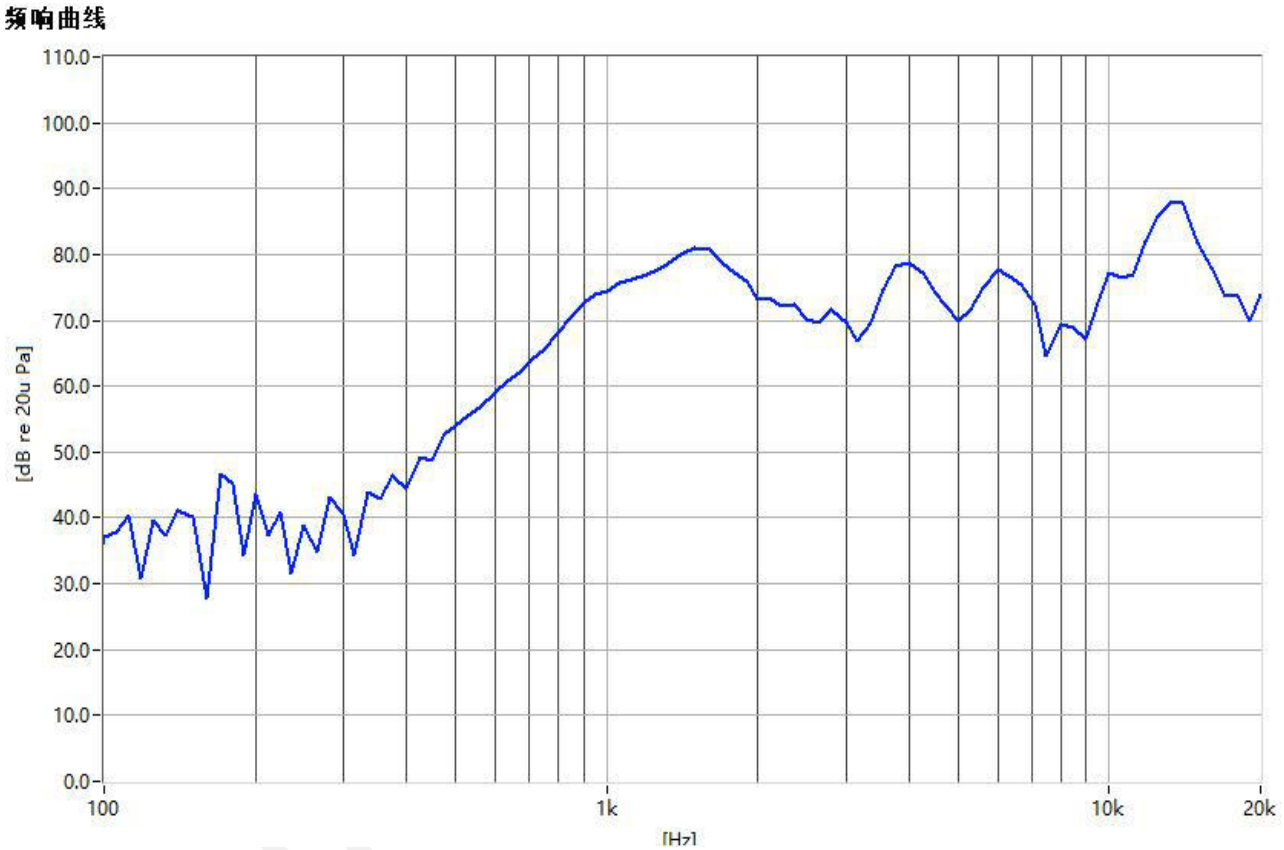

PREPARED	CHECKED	APPROVED
He	Yang	Wang

7

DIMENSIONS（fig.3）

Unit:mm

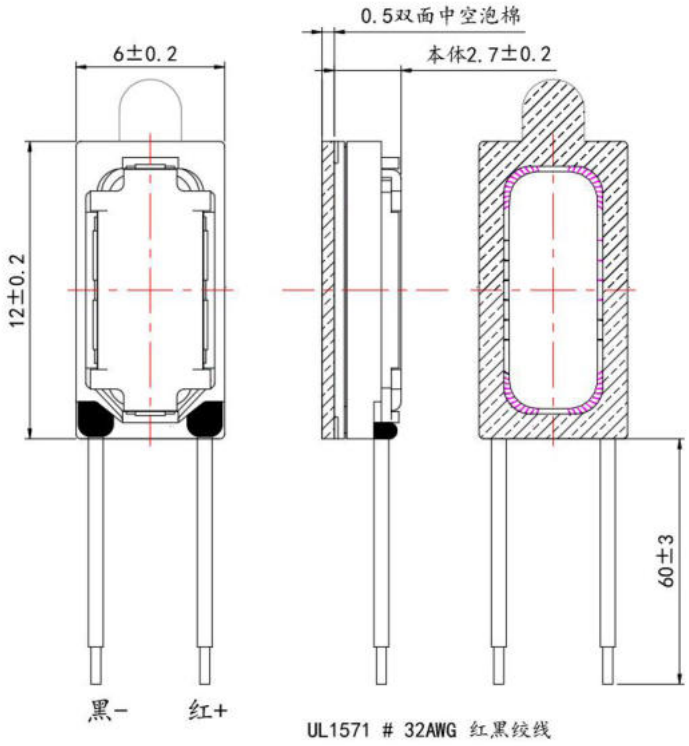

Bill of Material

9	电子线 ELECTRIC WIRE	PVC+CU	1	
8	泡棉 FOAM	EVA	1	
7	端子板 Terminal	PCB	1	
6	音圈 VOICE COIL	COPPER WIRE	1	
5	膜片 DIAPHRAGM	Complex film	1	
4	u 铁 U-YOKE	SPCE	1	
3	极片 POLE PIECE	SPCC	1	
2	磁钢 MAGNET	NdFB	1	
1	主架 FRAME	Plastic	1	
编号 No.	***零件名称 PART NAME***	***材料 MATERIAL***	***数量 Q'TY***	***备注 REMARK***

8

PRODUCT PACKAGE（fig.4）

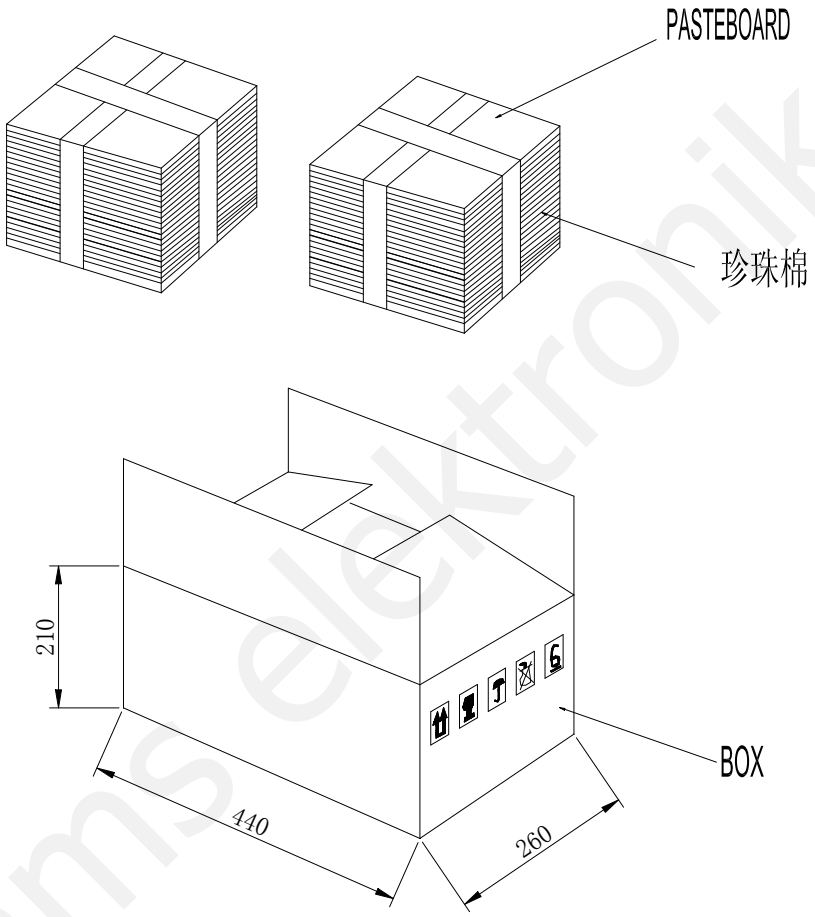

IT:MM

NOTES:

1. 100 PCS PER TRAY PE PAN.
2. 2000 PCS PER CARTONS.
3. 2 CARTONS PER BOX.
4. 2000 PCS PER BOX.

tams elektronik

PREPARED	CHECKED	APPROVED
He	Yang	Wang