MENTOR®

Prüfbuchsen ∅ 2 und ∅ 4 mm

Test Jacks ∅ 2 and ∅ 4 mm
Fiches Jacks ∅ 2 et ∅ 4 mm

Technische Daten	Technical Data	Art.-Nr. 1819.2233	Art.-Nr. 1811. ... 1815	Art.-Nr. 1816. ... 1817	Art.-Nr. 1810.4021
Betriebsspannung	Operating Voltage	≦ 60 V ≅	≦ 60 V ≅	≦ 60 V ≅	≦ 250 V ≅
Betriebsstrom	Operating Current	≦ · 1 A ≅	≦ 1 A ≅	≦ 1 A ≅	≦ 3 A ≅
Prüfspannung	Test Voltage	1000 V/50 Hz	1000 V/50 Hz	1000 V/50 Hz	2000 V/50 Hz
Durchg.-Widerstand	Volume Resistance	≦ 50 mΩ	≦ 30 mΩ/1500 Zyklen	≦ 10 mΩ	≦ 4 mΩ/1000 Zyklen
Isolationsklasse	Insulation Class	VDE 0110 Gruppe C	VDE 0110 Gruppe C	VDE 0110 Gruppe B	VDE 0110 Gruppe C
Betriebstemperatur	Temperature Range	-25 °C – +70 °C	-25 °C – +70 °C	-25 °C – +70 °C	-25 °C – +70 °C
Werkstoffe	**Materials**				
Kontakte	Contacts	CuSn6 / 5 µNi	CuSn6 / 5 µNi	CuSn6 / 5 µNi	CuSn6 / 5 µNi
Anschlüsse	Terminals	Tauchverzinnt/dipped	Tauchverzinnt/dipped	Tauchverzinnt/dipped	Tauchverzinnt/dipped
Gehäuse	Housing	PC	PC	PC	PC
Lötbarkeit	Solderability	DIN/IEC 68-2-20	DIN/IEC 68-2-20	DIN/IEC 68-2-20	DIN/IEC 68-2-20



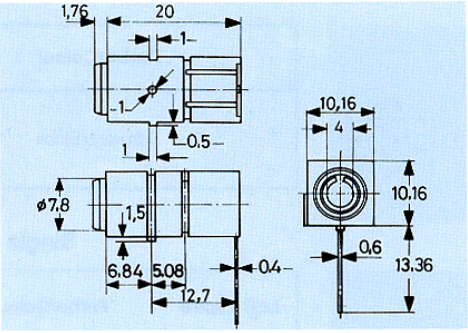

	Art.-Nr.
	1810.4021



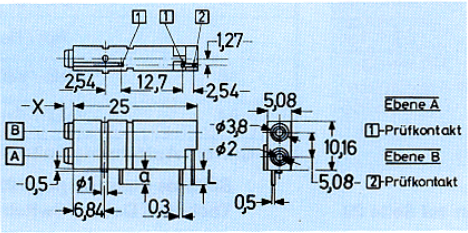

L (mm)	a (mm)	x (mm)	Art.-Nr.
3,2	3,2	1,76	**1811.2231**
		3,5	1814.2231
23,52	—	1,76	1811.2232



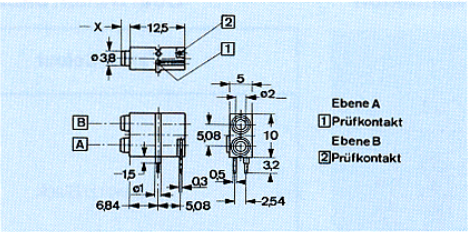

Ausführung/Typ	x (mm)	Art.-Nr.
mit offener Rückseite	1,76	**1812.2231**
with open back	3,5	**1813.2231**



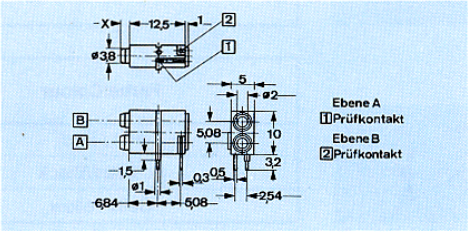

	x (mm)	Art.-Nr.
Hinweis: Rückseite geschlossen. Ein Durchstekken von z. B. Kurzschlußstecker nicht mehr möglich.	1,76	**1812.2235**
Remark: Closed back prevents pushing through of shorting plugs.	3,5	**1813.2235**