

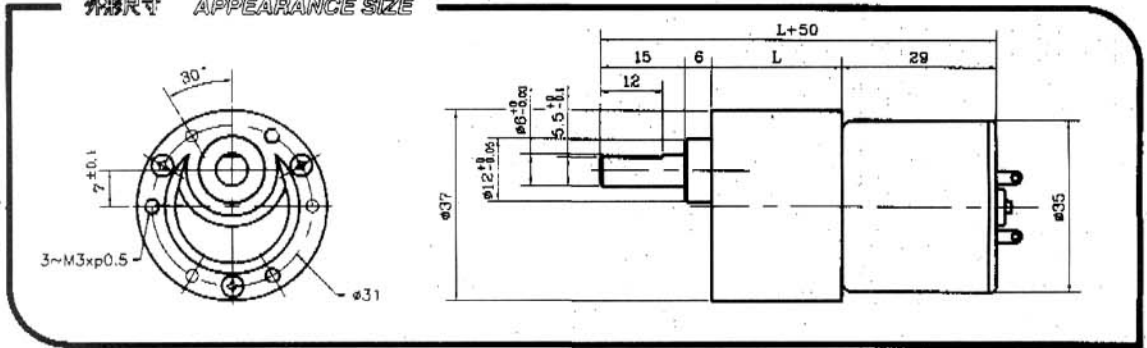
RB-35GM

01 TYPE



REDUCTION RATIO	L	REDUCTION RATIO	L
1/6~1/10	19.5	1/120~1/300	27
1/18~1/30	22	1/350~1/1000	29.5
1/36~1/100	24.5	1/1500~1/3000	32

外形尺寸 APPEARANCE SIZE



GEARED MOTOR TORQUE/SPEED

減速比 Reduction ratio	1/10	1/18	1/30	1/60	1/60	1/75	1/90	1/100	1/120	1/150	1/180	1/200	1/250	1/300	1/500	1/600	1/750	1/1000	1/1500	1/3000
定格扭力(kg-cm) Rated torque	0.3	0.5	0.8	1.2	1.4	1.7	2.1	2.3	2.5	3.1	3.7	4.1	5.2	6	6	6	6	6	6	6
定格回轉數(rpm) Rated speed	518	292	174	104	86	70	68	52	44	33	29	26	21	17	11	8.0	7.6	5.7	3.8	2.0
定格電流(mA) Rated current	≤250	≤250	≤250	≤250	≤300	≤250	≤300	≤300	≤250	≤350	≤250	≤300	≤250	≤350	≤250	≤200	≤200	≤130	≤130	≤130
無負荷回轉數(rpm) No load speed	800	333	200	120	100	80	87	80	50	40	33	30	24	20	12	10	8	6	4	2
無負荷電流(mA) No load current	≤130	—	—	—	—	—	—	—	—	—	—	—	—	—	—	—	—	—	—	—

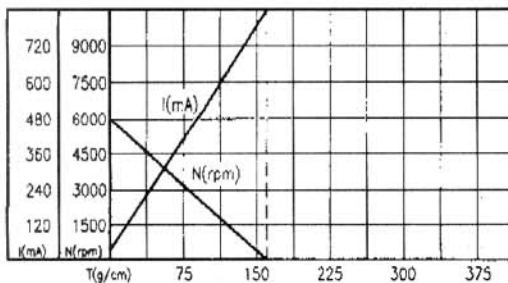
馬達單體型式

MOTOR INSTALLATION

定格電壓 Rated volt (V)	定格扭力 Rated torque (g-cm)	定格回轉數 Rated speed (rpm)	定格電流 Rated current (mA)	無負荷回轉數 No load speed (rpm)	無負荷電流 No load current (mA)	定格出力 Rated output (W)
12	35	4650	≤10	6000	≤80	2.2

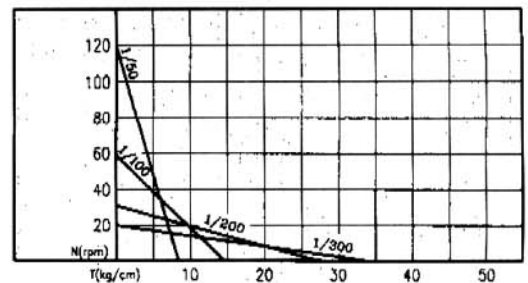
馬達單體特性圖

MOTOR CHARACTERISTICS




齒輪箱馬達特性圖

GEARED MOTOR CHARACTERISTICS



RB-35 Getriebemotor

Hervorragend verarbeitet, hohe Widerstandsfähig, leise, klein und dennoch mit hohem Wirkungsgrad. Die Ein- und Ausgangswellen sind versetzt.



Technische Daten: Nenn- /Arbeitsspannung 12 V,
Motoren-Ø 34 mm, Gebiete-Ø 37 mm Welle-Ø 6 mm.

Best.-Nr.	Untersetz	Leerlaufdrehzahl	Leistungsaufnahme	max. Drehmoment	Länge o.	Länge mit
227544-4B	1 : 30	200 UpM	1,25 W	60 Ncm (6 kg x cm)	52 mm	73 mm
227552-4B	1 : 50	120 UpM	1,22 W	90 Ncm (9 kg x cm)	55 mm	75 mm
227560-4B	1 : 100	59 UpM	1,23 W	180 Ncm (18 kg x cm)	54 mm	76 mm
227579-4B	1 : 200	31 UpM	1,10 W	180 Ncm (18 kg x cm)	57 mm	78 mm

22 75 44

