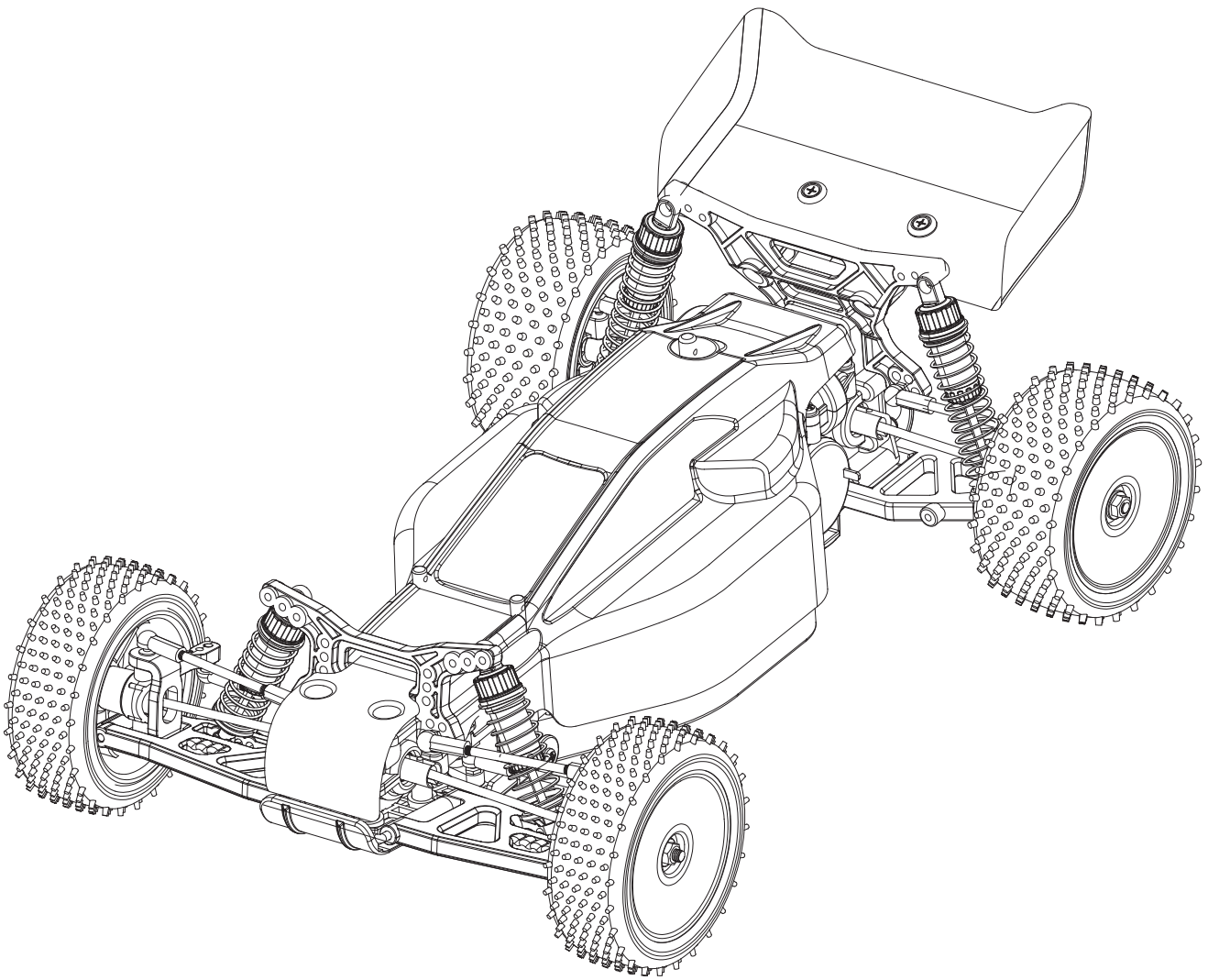


# 1:10 ELECTRIC 4WD BUGGY


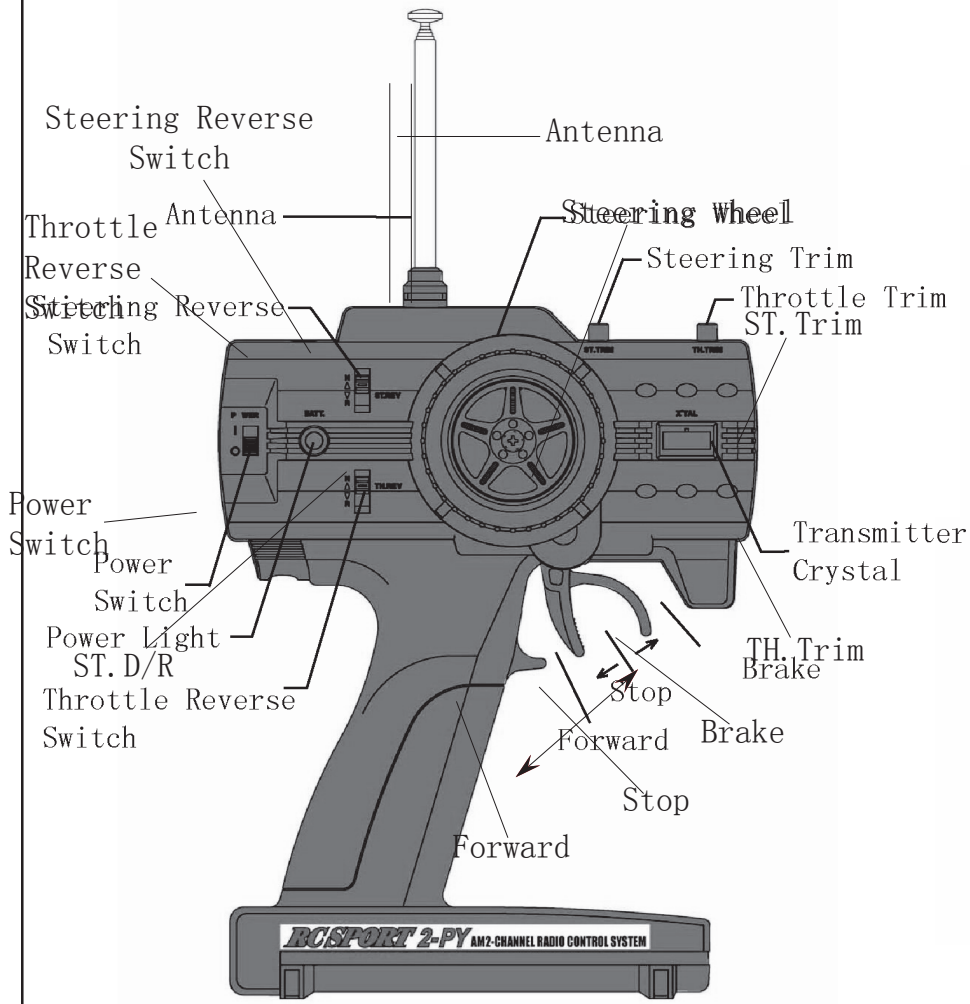
Item No. :FS-53888

## SPECIFICATION:

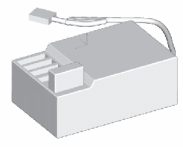
Length.....	380mm
Width.....	250mm
Height.....	148mm
Wheelbase.....	268mm
Tire Diameter.....	85mm
Gear Ratio.....	9.17:1
Weight.....	1200g
Motor.....	RC540
Radio System.....	RC/Sport 2-PY



# RTR Edition Radio Control Equipment


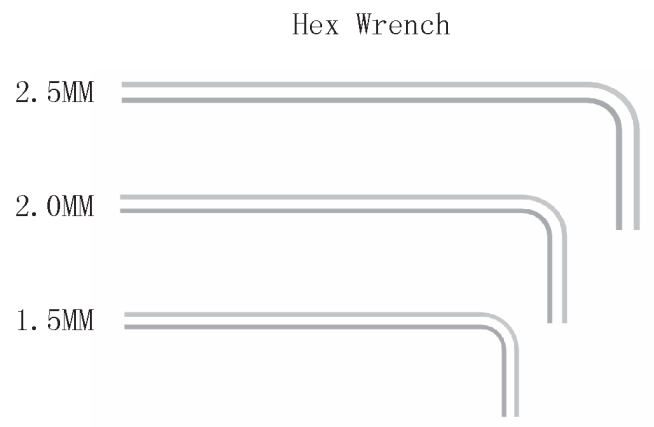
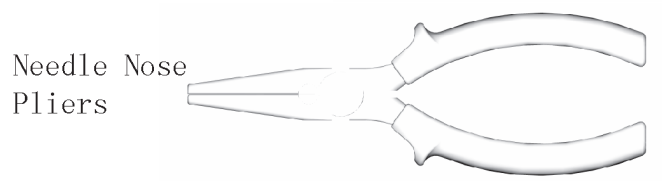


Servo



Receiver

## Assembly Diagram Tools



## TROUBLE SHOOTING

Problems	Reasons	Solution
Motor doesn't work	<ol style="list-style-type: none"> <li>1.Motor NG</li> <li>2.The motor has not welded</li> <li>3.The transmitter or the receiver work abnormally</li> <li>4.The battery doesn't have electricity</li> <li>5.The switch line inserts the wrong hole</li> </ol>	<ol style="list-style-type: none"> <li>1.Replace motor</li> <li>2.Weld the motor</li> <li>3.Ensuring correct connection of branch wire on each end, and to see whether transmitter and receiver are in "on"</li> <li>4.Replace or charge the battery</li> <li>5.Insert the line of switch into the right position</li> </ol>
Motor doesn't run well	<ol style="list-style-type: none"> <li>1.The battery capacity is insufficient</li> <li>2.The speed control has not adjusted well</li> <li>3.The transmission system is not smooth</li> </ol>	<ol style="list-style-type: none"> <li>1.Charge or replace the battery duly</li> <li>2. Adjust the speed control according to the instruction</li> <li>3. Replace the false position promptly</li> </ol>
It's hard to handle the car	<ol style="list-style-type: none"> <li>1.The transmitter or the receiver has adequate electricity</li> <li>2.The servo is not adjusted properly</li> <li>3.The electronic installation is disturbed</li> </ol>	<ol style="list-style-type: none"> <li>1. Replace or charge the battery</li> <li>2. Readjust the servo</li> <li>3. Stop using or replace frequency</li> </ol>

### SAFETY PRECAUTION

- 1、Operating the car before you have assembled
- 2、Various power unit may not contact the Water source, prevented short-circuits thus Has out of control phenomenon
- 3、Ease check screw and nuts at all time to avoid loosen

WARNING: To avoid accidents and personal injury please careful follow these aspects as below:

#### I、Handling safely

- 1 Never charge the battery excessively
- 2 Never use exceed voltage to charge the battery

II、Never throw the battery into fire! Otherwise it may cause explosion

III、Never pull finger or other objects into rotating or moving parts

IV、Never touch motor and muffler because of danger

### OPERATION PRECAUTION

WARNING: Never run your car in these situation!

I、Run your car in spacious place and never in the following place:

- 1 Crowed road
- 2 The place where children or people gather
- 3 In residential ,park and hospitals or close to airports
- 4 Indoor or in limited place

II、Unobserved operation will cause accidents

I、Make sure the battery level of the transmitter and receiver are full

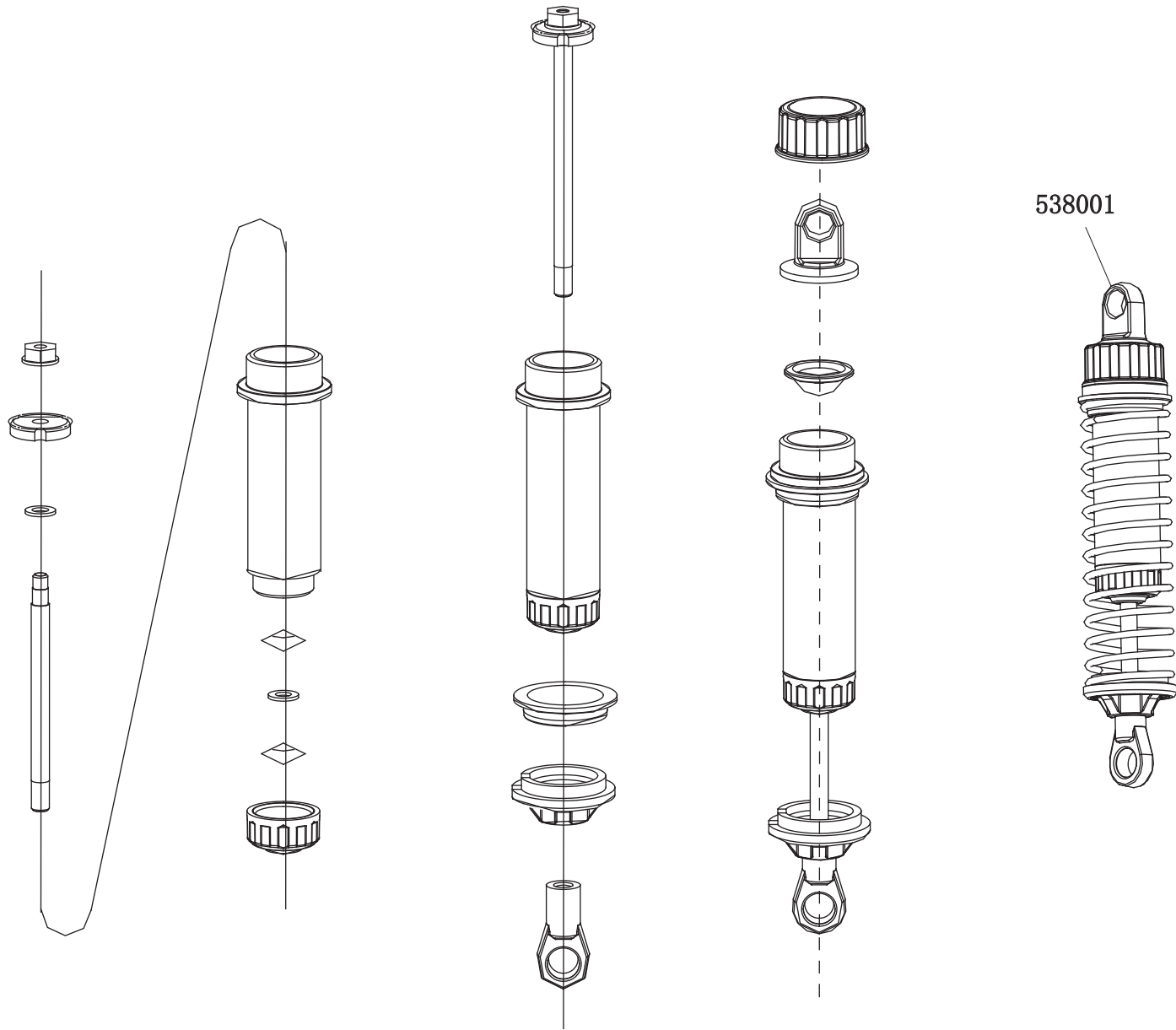
II、With low battery level ,performance will fall off,

III、The car may be out of control and even cause severe accidents

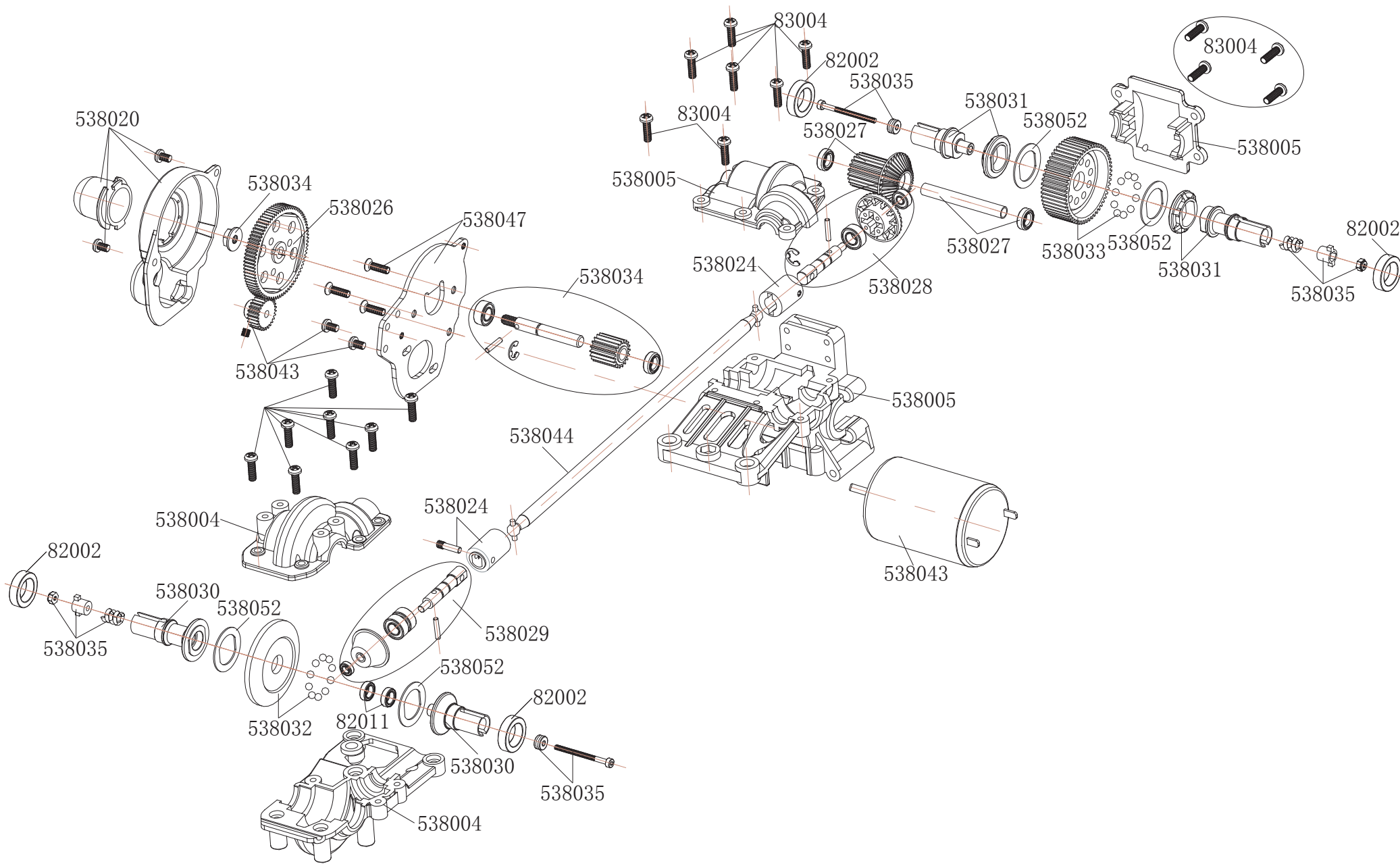
IV、Never use the same frequence with someone else coinstantaneous

otherwise it may disturb the signals the car may be out of control and may cause severe accidents

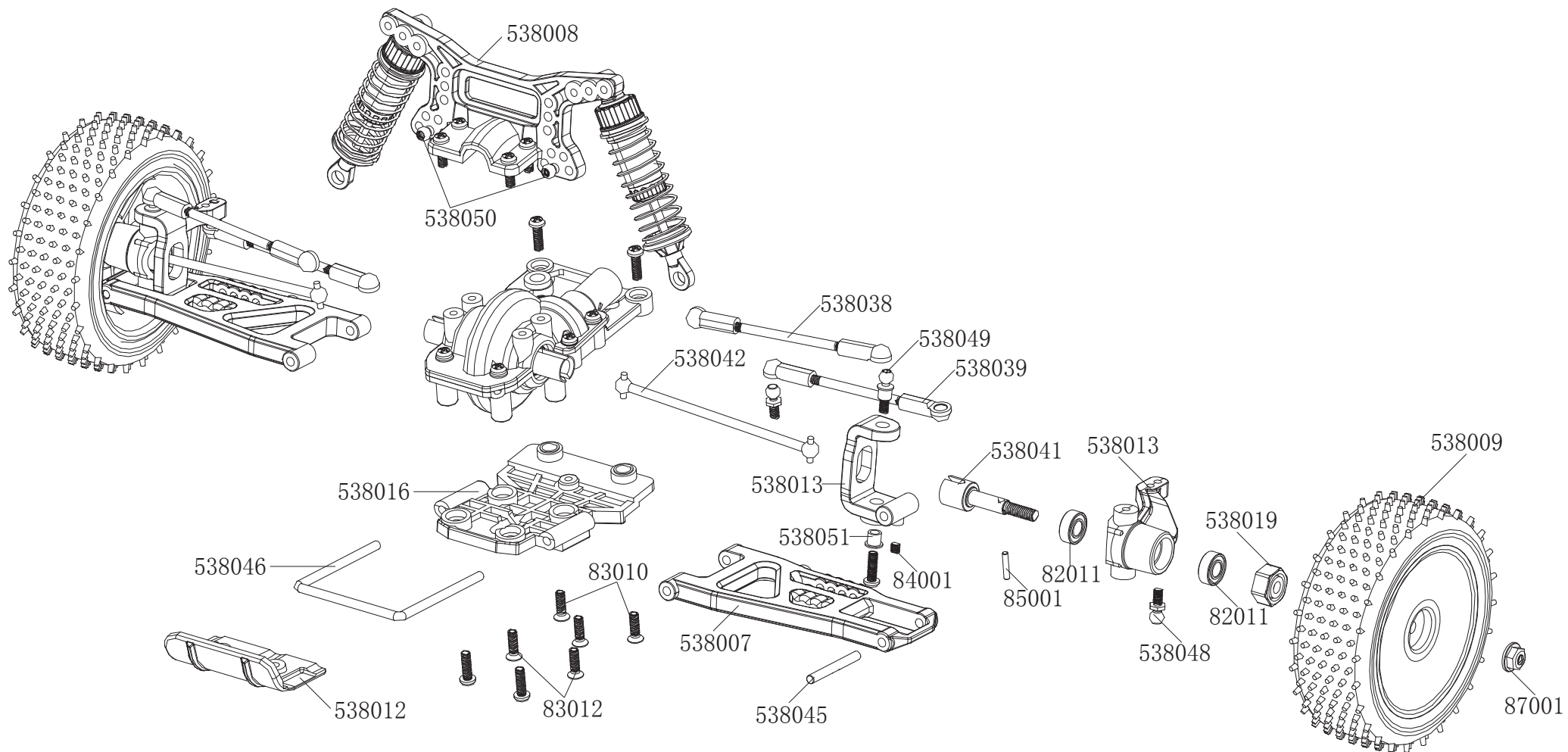
V、If the car stop running abnormally. Check the trouble you should not operate and the car until trouble had been solved otherwise further trouble may come out, and cause accidents



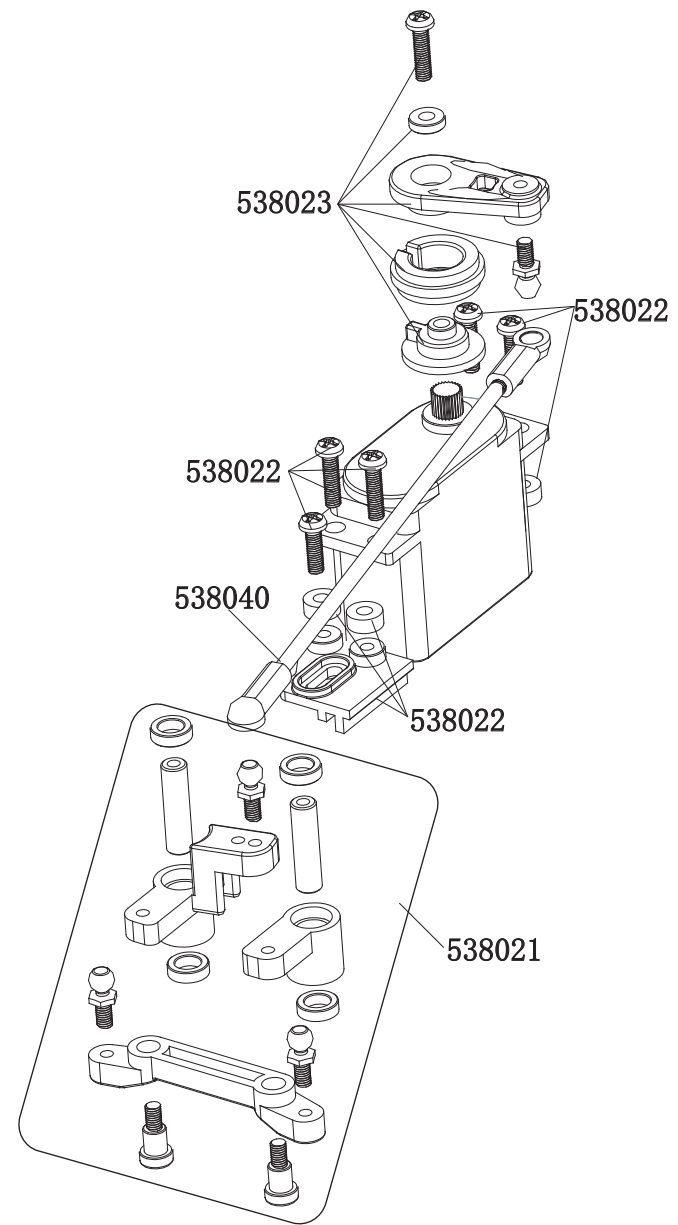
Shock Absorber Assembly Diagram



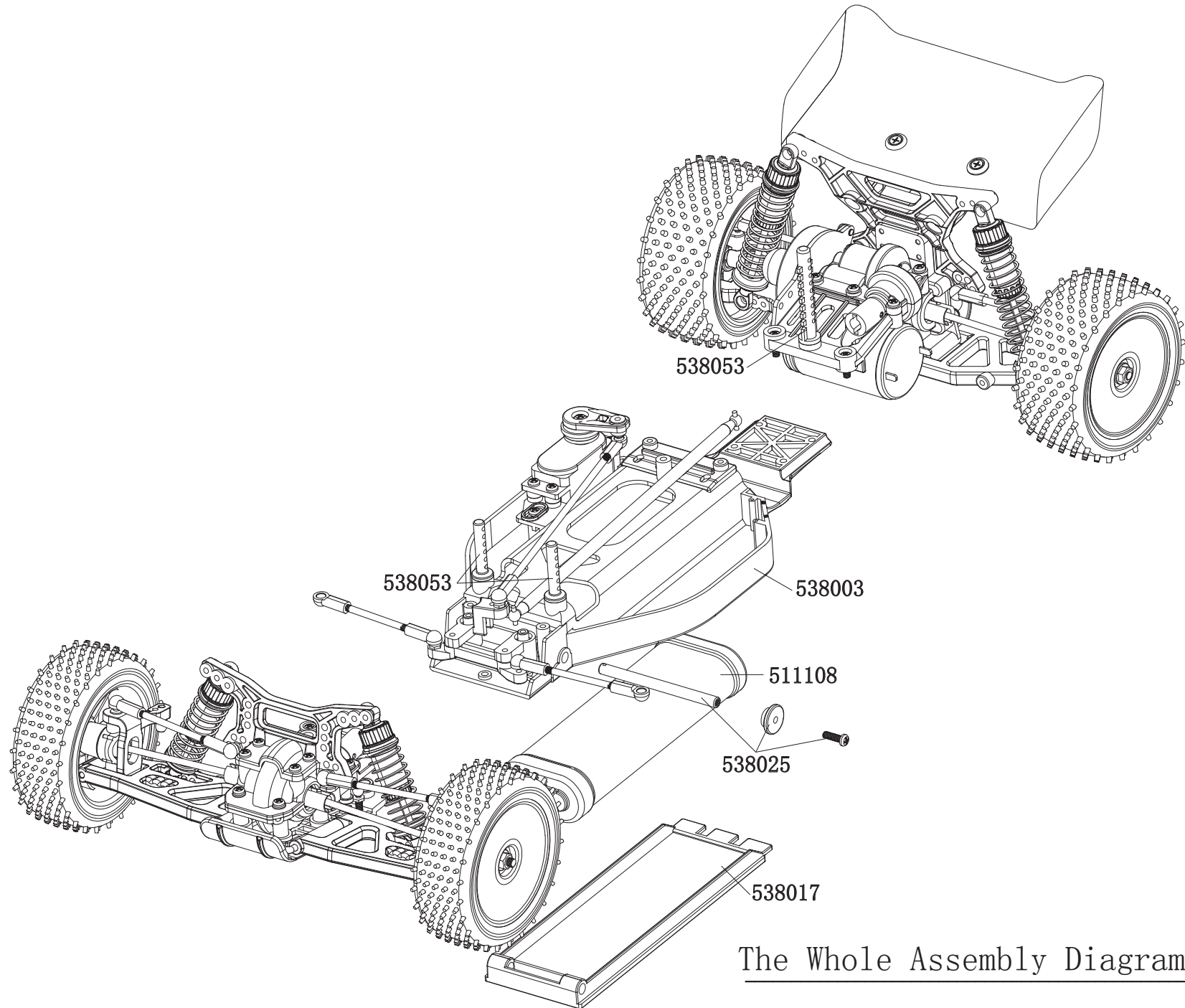
Front, Rear Differential Gear/Motor Assembly Diagram



Front Assembly Diagram




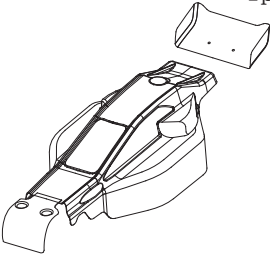
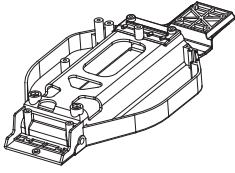
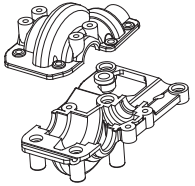
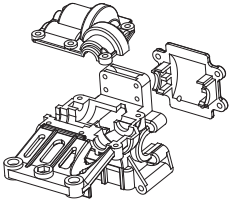
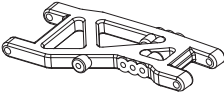
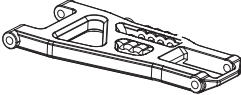
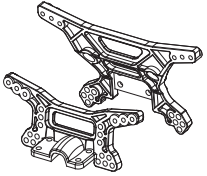
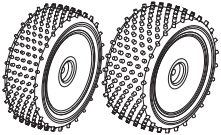
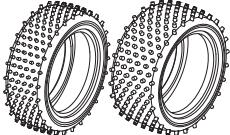

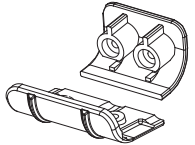
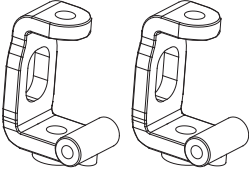
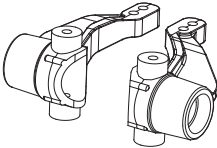
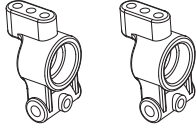
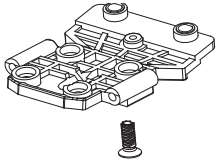
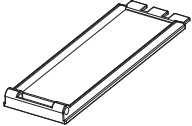
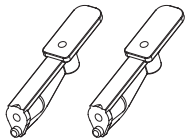
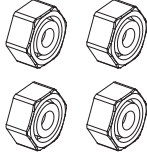
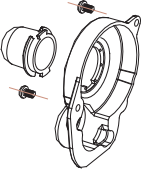
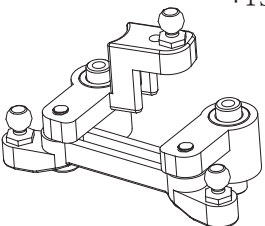
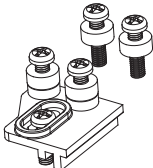


Steering saver, Radio tray Assembly Diagram



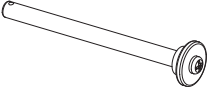

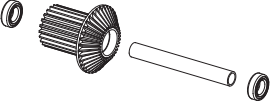

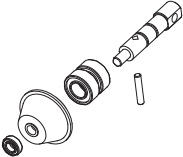

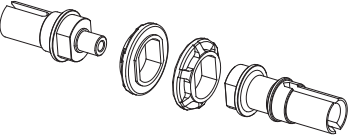
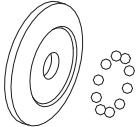
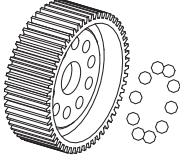
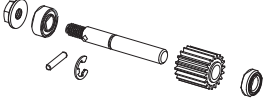


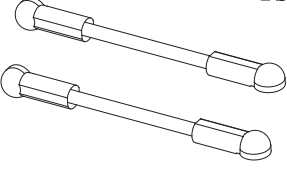

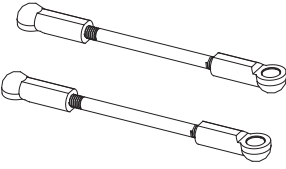
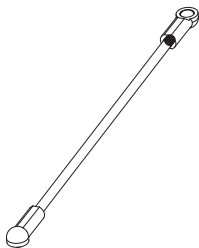
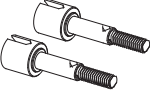
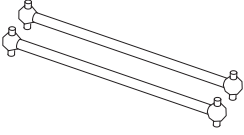
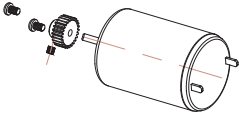
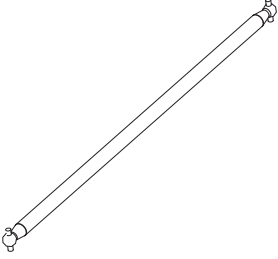
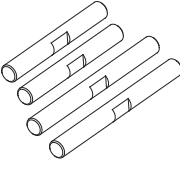
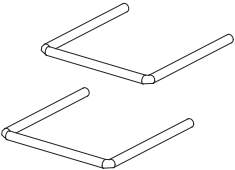
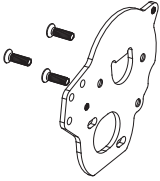
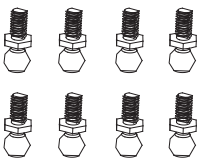
The Whole Assembly Diagram



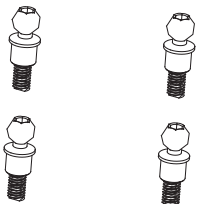


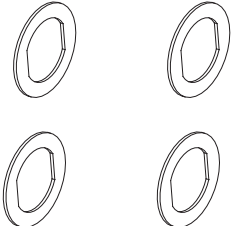

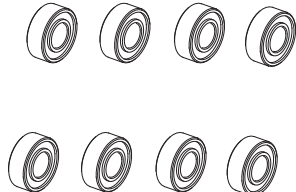
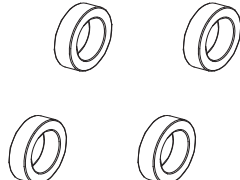


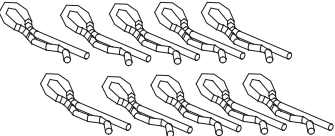


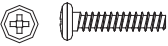


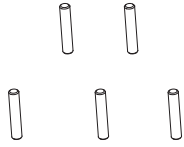

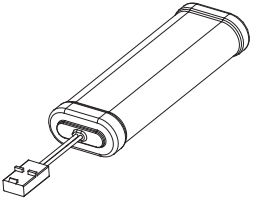
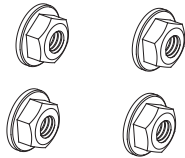
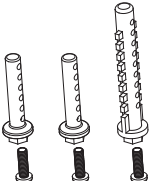
# Part List For FS-53888 Buggy (1)

<p>538001-Shock set *1set</p> 	<p>538002-Body *1pcs</p> 	<p>538003-Chassis *1pcs</p> 	<p>538004-Front gear box *1set</p> 
<p>538005-Rear gear box *1set</p> 	<p>538006-Rear lower suspension arm *2pcs</p> 	<p>538007-Front lower suspension arm *2pcs</p> 	<p>538008-Shock tower set *1set</p> 
<p>538009-Tire set *1set</p> 	<p>538010-Tire/Sponge *1set</p> 	<p>538011-Wheel rim *1set</p> 	<p>538012-Bumper Plate Set *1set</p> 
<p>538013-C hub *2pcs</p> 	<p>538014-Steering hub *1set</p> 	<p>538015-Rear shaft hub set *1set</p> 	<p>538016-Suspension arm fixed mount *1set</p> 
<p>538017-Battery cover *1pcs</p> 	<p>538018-Wing bracket *2pcs</p> 	<p>538019-Hexagonal joint *4pcs</p> 	<p>538020-Gear cover *1set</p> 
<p>538021-Steering saver *1set</p> 	<p>538022-Fixed mount set *1set</p> 	<p>538023-Steering servo pulling rod *1set</p> 	<p>538024-Connecting cup set *1set</p> 

# Parts List For FS-53888 Buggy (2)

<p>538025-Body clip *1set</p> 	<p>538026-T78 Bevel gear *1pcs</p> 	<p>538027-Rear connecting gear *1set</p> 	<p>538028-Rear taper gear set *1set</p> 
<p>538029-Front taper gear set *1set</p> 	<p>538030-Front connecting cup set *1set</p> 	<p>538031-Rear connecting cup set *1set</p> 	<p>538032-T60 Gear *1set</p> 
<p>538033-T55 Gear *1set</p> 	<p>538034-Rear transimison gear *1set</p> 	<p>538035-Differential connecting set *1set</p> 	<p>538036-Shim *2pcs</p> 
<p>538037-Rear upper pulling rod set *1set</p> 	<p>538038-Front upper pulling rod *1set</p> 	<p>538039-Steering pulling rod *1set</p> 	<p>538040-Pulling rod *1pcs</p> 
<p>538041-Gear shaft set *1set</p> 	<p>538042-Transmission shaft *1set</p> 	<p>538043-Motor *1set</p> 	<p>538044-Transmission shaft *1pcs</p> 
<p>538045-Pin *1set</p> 	<p>538046-Suspension arm fixed shaft *1set</p> 	<p>538047-Motor mount set *1set</p> 	<p>538048-Ball head *8pcs</p> 

# Parts List For FS-53888 Buggy (3)

<p>538049-Ball head *4pcs</p> 	<p>538050-Ball head *4pcs</p> 	<p>538051-Joint set *2pcs</p> 	<p>538052-Shim *4pcs</p> 
<p>82011-Bearing <math>\Phi 5 * \Phi 8 * 2.5</math> *4pcs</p> 	<p>82004-Bearing <math>\Phi 5 * \Phi 11 * 4</math> *8pcs</p> 	<p>82002-Bearing <math>\Phi 10 * \Phi 15 * 4</math> *4pcs</p> 	<p>83004-Round head self-tapping cross screw <math>3 * 10</math> *8pcs</p> 
<p>83012-Flat head self-tapping cross screw <math>3 * 10</math> *8pcs</p> 	<p>511129-Body clip *8pcs</p> 	<p>511123- Antenna pipe set *1set</p> 	<p>83016-Umbrella head machine cross screw <math>M3 * 8</math> *8pcs</p> 
<p>83006-Round head self-tapping cross screw <math>3 * 15</math> *8pcs</p> 	<p>83010-Flat head machine cross screw <math>M3 * 10</math> *8pcs</p> 	<p>83015-Umbrella head machine cross screw <math>M3 * 12</math> *8pcs</p> 	<p>85001-Pin <math>2 * 10</math> *5pcs</p> 
<p>84001-Set screw <math>M3 * 3</math> *5pcs</p> 	<p>511108-Battery *1pcs</p> 	<p>87001-Nylon nut M4 *4pcs</p> 	<p>538053-Shim *1set</p> 

Hersteller Art.-Nr.	CONRAD Best.-Nr.	Beschreibung
511167C 511168C (538001)	<b>236325</b>	ET Öldruckstossdämpfer (4) EB-03
538002C 538036	<b>236326</b>	ET 1:10 Karosserie RED TANGA
538003	<b>236327</b>	ET Chassis EB-03
538004	<b>236329</b>	ET Getriebegehäuse vorne EB-03
538005	<b>236331</b>	ET Getriebegehäuse hinten EB-03
538006	<b>236332</b>	ET Querlenker hinten unten (2) EB-03
538007	<b>236334</b>	ET Querlenker vorne unten (2) EB-03
538008	<b>236335</b>	ET Dämpferbrückenset (2) EB-03
538009	<b>236028</b>	1:10 Komplettrad Buggy (4)
538012	<b>236336</b>	ET Rammschutz vorne/hinten EB-03
538013	<b>236337</b>	ET Achsschenkelhalter vorne (2) EB-03
538014	<b>236338</b>	ET Achsschenkel vorne (2) EB-03
538015	<b>236339</b>	ET Achsschenkelhalter hinten (2) EB-03
538016	<b>236340</b>	ET Querlenkerhalterbefestigung EB-03
538017 538025	<b>236341</b>	ET Akkufachdeckel EB-03
538018	<b>236342</b>	ET Heckspoilerhalter EB-03
538019 85001	<b>236343</b>	ET Felgenmitnehmer 12MM6KANT EB-03
538021	<b>236344</b>	ET Anlenkung EB-03
538022	<b>236345</b>	ET Servobefestigung EB-03
538023	<b>236346</b>	ET Servosaver EB-03
538028 538024C	<b>236347</b>	ET Diff-Mitnehmerset hinten EB-03
538027	<b>236348</b>	ET Diff-Kegelrad hinten EB-03
538033 538052 538035 538031	<b>236350</b>	ET Diff-Set hinten EB-03
538025		
538029 538024C	<b>236351</b>	ET Diff-Mitnehmerset vorne EB-03
538026	<b>236352</b>	ET Hauptzahnrad 78 Z EB-03
538035 538052 538030 538032	<b>236353</b>	ET Diff-Set vorne EB-03
538034	<b>236354</b>	ET Getriebe-Set EB-03
538037C	<b>236355</b>	ET Querlenker hinten oben (2) EB-03

Hersteller Art.-Nr.	CONRAD Best.-Nr.	Beschreibung
538038C	<b>236356</b>	ET Querlenker vorne oben (2) EB-03
538039C	<b>236358</b>	ET Lenkgestänge kurz (2) EB-03
538040C	<b>236359</b>	ET Lenkgestänge lang (2) EB-03
538041	<b>236360</b>	ET Radachsen (4) EB-03
538042	<b>236361</b>	ET Antriebswellen (4) EB-03
511441	<b>236023</b>	540er Tuning-Elektromotor 17T
538044C	<b>236363</b>	ET Zentralkardanwelle EB-03
538045	<b>236364</b>	ET Querlenkerstifte (4) EB-03
538046	<b>236366</b>	ET Querlenkerhalter-Bügel (2) EB-03
538020 538047	<b>236367</b>	ET Getriebeschutz & Motorhalter EB-03
82011	<b>214787</b>	RC-Car Kugellager 5X8X2,5 (Stk.)
82004	<b>214876</b>	RC-Car Kugellager 5X11X4 (Stk.)
82002	<b>295655</b>	RC-Car Kugellager 10X15X4 (Stk.)
538048 538049 538050	<b>236368</b>	ET Kugelkopfset 16tlg. EB-03
511129	<b>232771</b>	1:10 Karosserie-KLammern 18mm (10)
538051 83004 83012 83016 83006 83010 83015 84001	<b>236369</b>	ET Schraubenset EB-03
511123	<b>233165</b>	Antennen-Röhrchen 4er-Set
87001	<b>226917</b>	Alu-Bund-Stoppmuttern M4 Silber (10)
538053	<b>236370</b>	ET Karosseriehalter EB-03
511441	<b>236362</b>	ET Motorritzel EB-03

**Schnell - einfach - zuverlässig**

## Ersatzteilbestellung bei Conrad Electronic

Für viele Artikel können wir schnell und zuverlässig Ersatzteile liefern.  
Unser Lager hält im Bedarfsfall mehrere Tausend Teile für Sie bereit.

Bestellung per Telefon: 0180 - 531 21 11\*

Bestellung per Telefax: 0180 - 531 21 10\*

Bestellung per Mail: [sales@conrad.de](mailto:sales@conrad.de)

Bestellung per Internet: [www.conrad.de/ersatzteilservice](http://www.conrad.de/ersatzteilservice)

Wir freuen uns auf Ihre Bestellung

CONRAD ELECTRONIC SE

\* (0,14 €/Min. aus dem Festnetz, evtl. abweichende Preise für Anrufe aus dem Mobilfunknetz, ab 01.03.2010 maximal 0,42 €/Min. aus dem Mobilfunknetz)

