

DATA SHEET

M600, Conrad No. 245065


MICRO-MOTOR M600 / M605 / M610

Order No. **M600**Order No. **M605**Order No. **M610**

Driving motor, dimensions: 6 x 10 mm

These precision micro-motors are suitable for being used as driving motors in 1:87 cars, servos and demonstration models. These motors have a fixed shaft without plastic parts!

As an option, the motors are also available with worm gears or sprockets. You can find appropriate gearboxes under gearbox manufacturing kits.



TECHNICAL DATA M600 / 605 / 610

Rated voltage (V)	1.3
Max. power output (W) at U_{rated}	0,04
Idle speed (rpm)	16000
Starting torque (μNm)	60
Mean idle current (mA)	22
Weight (g)	1
Mass diameter/ length (mm)	6 x 10
Shaft diameter (mm)	0,8



available with shaft



available with worm gear



available with sprockets

Max. recommended values (at least 10 hrs)

Max. steady current (mA)	250
Max. continuous torque (μNm)	150
Max. voltage (V)	3

Motor-specific parameters

Back emf (V/1000 rpm)	0.0662
Torque constant (mNm/A)	0,637
Terminal resistance (Ohm)	11.7
Idle current at $n=0$ (mA)	17
Change in idle current (mA/rpm)	2.83E-04

ORDER NUMBERS

Order no. (motor with shaft)	M600
Order no. (motor with M02 worm gear)	M605
Order no. (motor with M02 sprocket)	M610

EQUATIONS


$$\text{Idle current } I_l = I_o + n \cdot d I_o / n$$

$$\text{Current } I = I_l + I_n \text{ with } I_n = \text{active current}$$

$$\text{Torque } M = I_n \cdot K_t$$

$$\text{Voltage } U = n / 1000 \cdot \text{emf} + I \cdot R$$

$$\text{Power output } N_n = M \cdot \pi() \cdot n / 30$$



DATA SHEET

M600, Conrad No. 245065

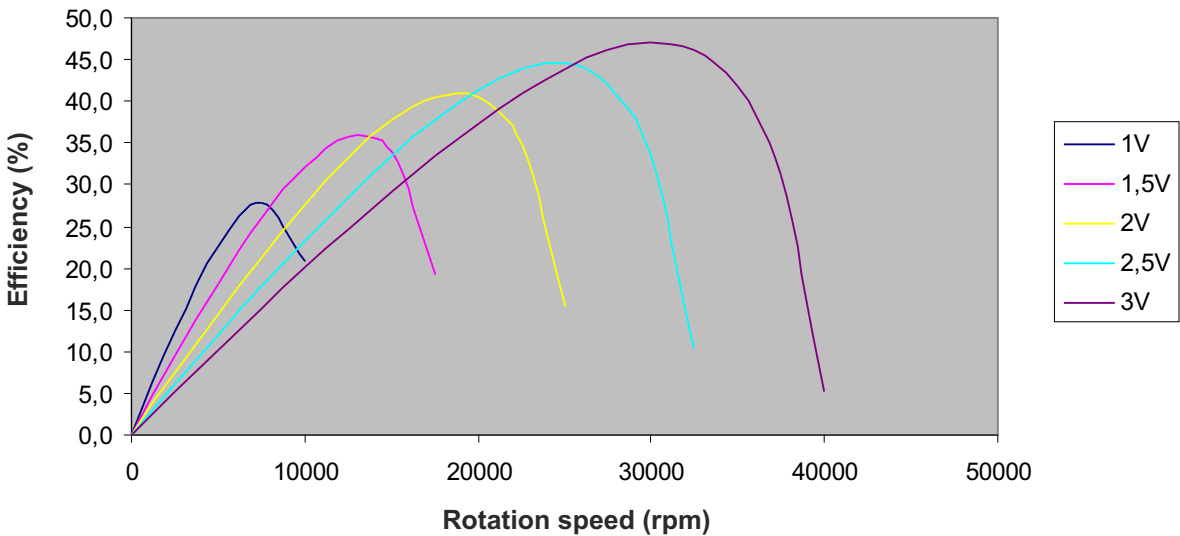
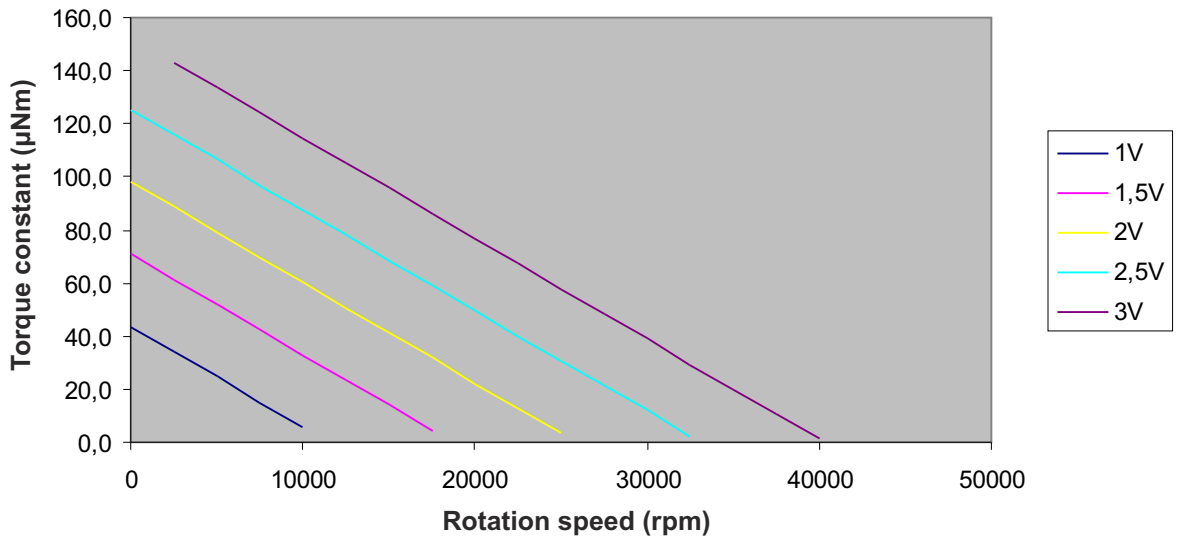
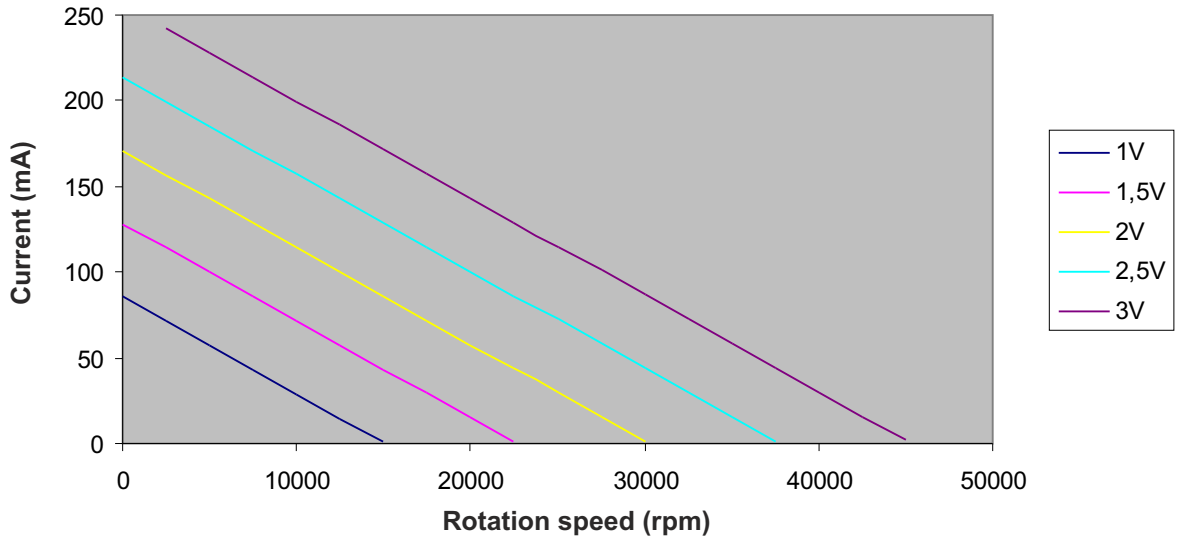
MICRO-MOTOR M600 / M605 / M610

Order No. **M600**

Order No. **M605**

Order No. **M610**

Driving motor, dimensions: 6 x 10 mm



- Subject to changes and modification without prior notice / Copyright© august 2011 / Christian Repky