


WCIP20CIPS-08-60F1

Rotary Potentiometer 20mm Singles
Carbon / With Rotary Switch / Rotation Angle: 300°



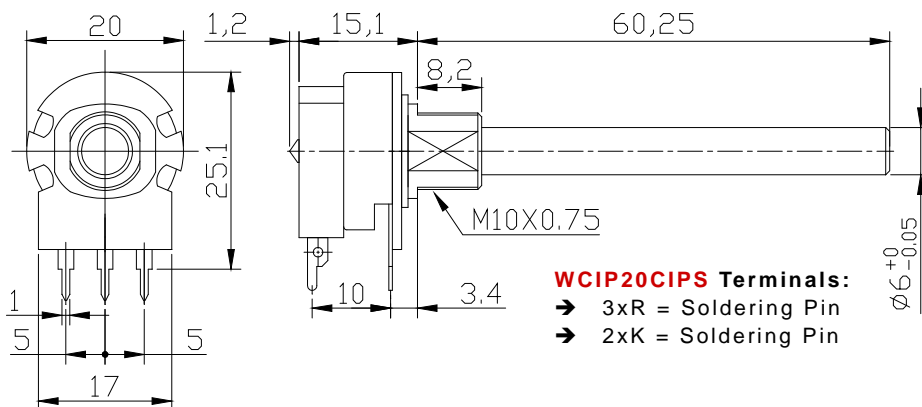
CHARACTERISTICS

MECHANICAL CHARACTERISTICS		
Rotation Angle		300° ±5° (including Switching Angle)
Operation Torque		1.4 ~ 2.5 Ncm (Strong Torque)
Permissible Torque At End Stop		80 Ncm max
Mechanical Life		10.000 cycles

ROTARY SWITCH CHARACTERISTICS		
Switching Angle		30° ±5°
Operation Torque		2 ~ 5 Ncm
Switch Rating		1.5A 250VAC resist.load / 5A 24VDC
Switch Life		10.000 times
Type		1-pole (SPST)

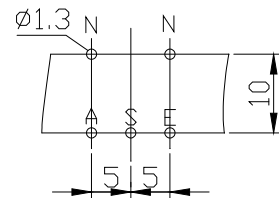
ELECTRICAL CHARACTERISTICS		
Temperature Range		-20°C ~ +70°C
Rated Power		0.4W lin / 0.2W non lin
Max. Operation Voltage		250VDC lin / 150VDC non lin
Resistance Range		100Ω to 5MΩ (lin) / 1KΩ to 2.2MΩ (non lin)
Resistance Tolerance		±20% (≥1MΩ= ±30%) / ±10% upon request
Resistance Law		LIN (linear) – marking code „B“ (e.g. B10K) LOG (pos log) – marking code „A“ (e.g. A10K)
Residual Resistance		10KΩ ≥ R = 10Ω max / 250KΩ > R > 10KΩ = 20Ω max R ≥ 250KΩ = 0.1%R max
Insulation Resistance		≥ 100MΩ at 500VDC
Electrical Life		10.000 cycles (10~17 times/minute)
Soldering		T ≤ 260°C t ≤ 3s

OUTLINE DRAWING (Unit = mm)



WCIP20CIPS Terminals:
 → 3xR = Soldering Pin
 → 2xK = Soldering Pin

Gekürzte Achse auf Wunsch kurzfristig lieferbar !!



MATERIALS & HOW TO ORDER	
Housing	Metal
Bush	Metal / M10x0.75mm / Length: 8mm / Type KC
Spindle	Plastic / Diameter = 6mm / Length = ~60mm / Type F1
Ordering example	WCIP20CIPS-08-60F1-10K-20%-LIN

Passende Mutter und Beilagscheibe sind im Lieferumfang enthalten.

WCIP20CIPS-08-60F1

Rotary Potentiometer 20mm Singles
Carbon / With Rotary Switch / Rotation Angle: 300°



Standard Resistance Values / Law

Series E3

100R	220R	470R
1K0	2K2	4K7
10K	22K	47K
100K	220K	470K
1M0	2M2	4M7

Resistance Law

