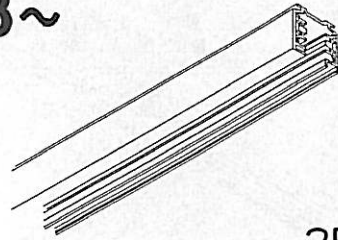


EUTRAC®

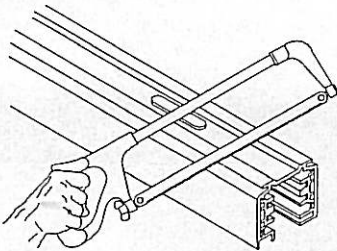
3~



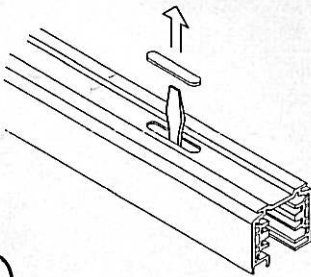
25 ...



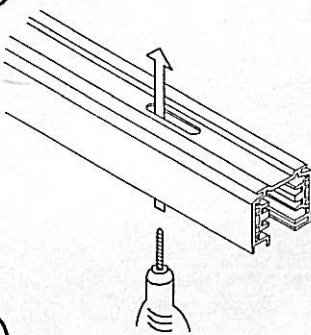
- When cutting the track do not cut-off labeled side !
- Beim Kürzen der Schiene nur das nicht etikettierte Ende absägen !



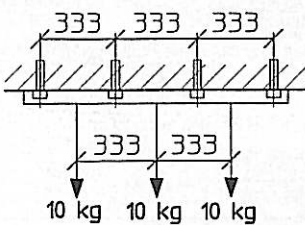
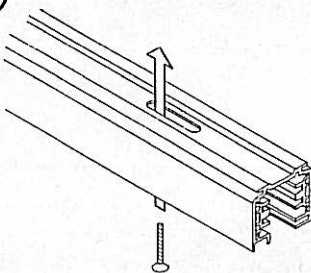
1



1A



1B

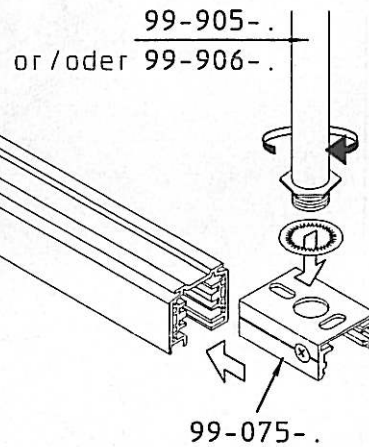


2

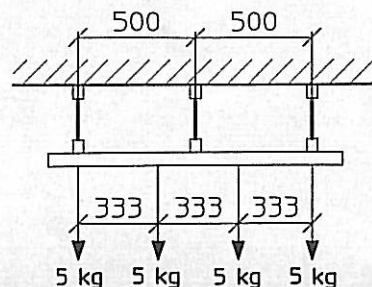
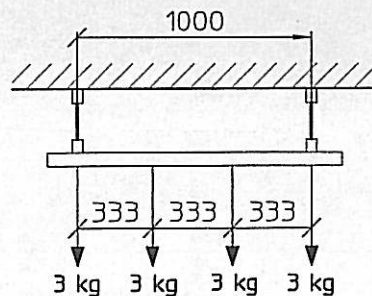
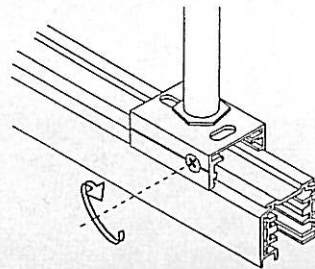
optional

99-075-.. + 99-905-..
or/oder 99-906-..

2A



2B

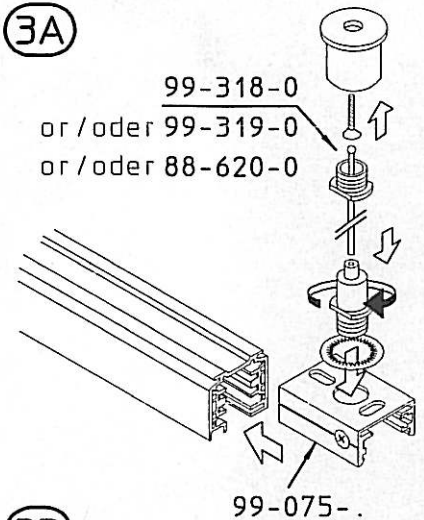


3

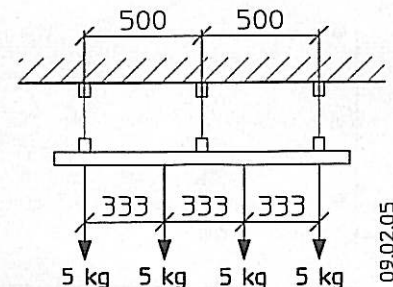
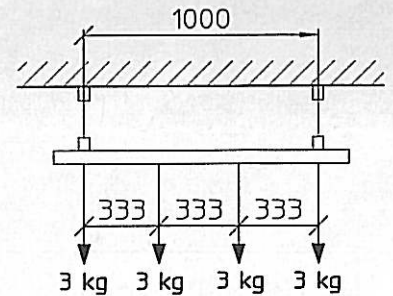
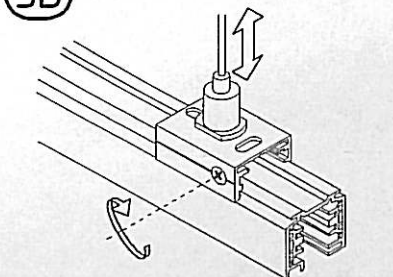
optional

99-075-.. + 99-318-0
or/oder 99-319-0
or/oder 88-620-0

3A

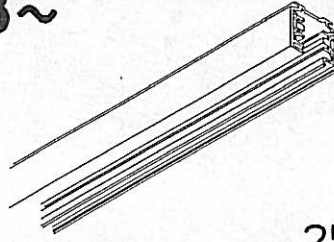


3B



EUTRAC®

3~



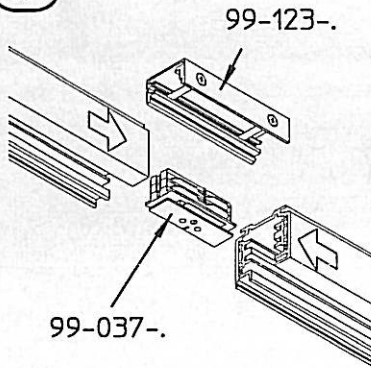
25 ...

Surface Track Standard
and accessories

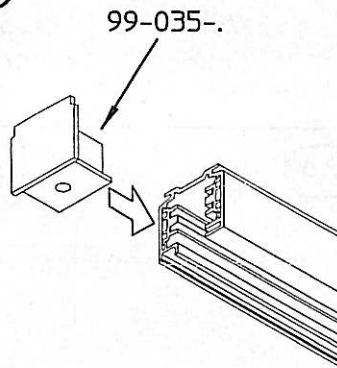
Aufbauschiene Standard
und Zubehör



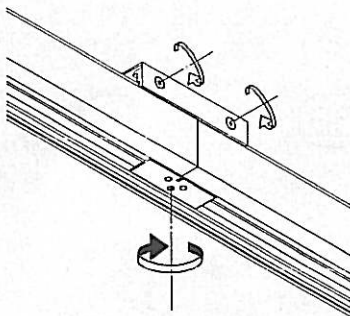
4A



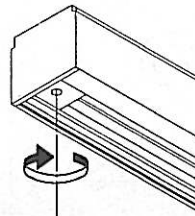
5A



4B



5B



- To be installed by trained personnel only
- It is the responsibility of the installer to ensure the electrical, mechanical and thermal compatibility of the track system and the fittings.
- Materials used for ceiling fixation should conform to relevant building regulations.
- It is essential to cover the ends of the track with end covers or protective caps

- Montage nur durch geschultes Fachpersonal
- Es liegt in dem Verantwortungsbereich des Installateurs, die elektrische, mechanische und thermische Verträglichkeit zwischen dem Stromschienen-System und den daran angebrachten Leuchten sicherzustellen.
- Im Deckenbereich nur baupolizeilich zugelassenes Befestigungsmaterial verwenden.
- Es ist zwingend notwendig, die Stromschienenenden mit Endabdeckung bzw. Schutzkappen zu verschliessen.