



Serie 581

Miniatur Rundsteckverbinder Serie 581 Miniature circular connectors series 581

Kurzinformation Brief information

Kabelsteckverbinder


- Steckverbinder mit Schraubverriegelung nach IEC 130-9
- Schutzart IP 40 ¹⁾
- Gute EMV Eigenschaften
- Ausführungen mit Kabeltülle (guter Knickschutz)
- Innenliegende Zugentlastung
- Versionen mit Klemmkorb und Lötöse oder mit Kabelklemme
- Winkelausführungen siehe Serie 682

Cable Connector


- Connector with screw locking according to IEC 130-9
- Degree of protection IP 40 ¹⁾
- Good EMI characteristics
- Construction with cable bushing (good antikink)
- Internal strain relief
- Versions with pinch ring and solder eye ring or with cable clamp
- Angled versions see series 682

Aufbau des Steckverbinders:
Construction of the connector:

Ausführung mit Kabelklemme
Construction with cable clamp



Ausführung mit Lötöse
Construction with solder eye



Flanschsteckverbinder

- 1 Standard: mit Lötanschluss, wird von vorn eingesetzt und von hinten verschraubt.
- 2 Mit Lötanschluss, von vorn verschraubbar, besonders geeignet für vorkonfektionierte Kabelbäume, die nach dem Lötén eingebaut werden.
- 3 Mit Tauchlötanschluss, für den Anschluss auf die Leiterplatte (Abbildung vor dem Einbau in das Gehäuse).
- 4 Mit Tauchlötanschluss nach der Gehäusemontage.

Chassis sockets

- 1 Standard, with solder termination, mounted from front side and fastened from back side.
- 2 With solder termination, mounted from back side and fastened from front side, especially suited for preassembled cable trees which are mounted after soldering.
- 3 Dip solder termination for connection to PCB (figure: before built in into housing).
- 4 Dip solder termination after installation into housing.


1




2



3



4



¹⁾ Erläuterung der Schutzarten siehe Seite TI-3 – TI-4. / ¹⁾ Explanation of protection standards see page TI-3 – TI-4.

| Miniatur Rundsteckverbinder Serie 581 Miniature circular connectors series 581 | | Technische Daten ¹⁾ Specifications ¹⁾ | | | | | | | | | | | | | |
|---|-------------------------------|--|-------|------------|-------------|-------------|-------------|----------------|-------|-------|-----|------|----|----|----|
| Allgemeine Kennwerte | | General Characteristics | | | | | | | | | | | | | |
| Polzahl | Number of contacts | 2 | 3 DIN | 4 | 5 | 5 DIN | 6 DIN | 7 | 7 DIN | 8 DIN | 12 | 14 | 16 | 19 | 24 |
| Verriegelung | Locking system | schrauben / screw | | | | | | | | | | | | | |
| Anschlussart | Termination | löten, tauchlöten / solder, dip solder | | | | | | | | | | | | | |
| Anschlussquerschnitt in mm ² | Wire gauge in mm ² | max. 0,75 | | | | | | max. 0,25 | | | | 0,14 | | | |
| Anschlussquerschnitt in AWG | Wire gauge in AWG | max. 20 | | | | | | max. 24 | | | | 26 | | | |
| Kabeldurchlass | Cable outlet | 4 - 6 mm (.16 - .24) / 6 - 8 mm (.24 - .32) | | | | | | | | | | | | | |
| Schutzart Gehäuse | Shell protection | IP 40 | | | | | | | | | | | | | |
| Mechanische Lebensdauer | Mechanical operation | > 500 Steckzyklen / > 500 mating cycles | | | | | | | | | | | | | |
| Obere Grenztemperatur | Upper temperature | + 85 °C (+ 185 °F) | | | | | | | | | | | | | |
| Untere Grenztemperatur | Lower temperature | - 40 °C (- 40 °F) | | | | | | | | | | | | | |
| Gewicht Kabelsteckverbinder | Weight cable connector | ~ 25 g | | | | | | | | | | | | | |
| Gewicht Flanschsteckverbinder | Weight socket | ~ 12 g | | | | | | | | | | | | | |
| Elektrische Kennwerte | | Electrical Characteristics | | | | | | | | | | | | | |
| Bemessungsspannung | Rated voltage | 250 V (32 V) | | 60 V (32V) | 250 V (32V) | 125 V (32V) | 60 V (32 V) | | | | | | | | |
| Bemessungs-Stoßspannung | Rated impulse voltage | 1500 V | | 500 V | 1500 V | 800 V | 500 V | | | | | | | | |
| Verschmutzungsgrad | Pollution degree | 1 (2) ²⁾ | | | | | | | | | | | | | |
| Überspannungskategorie | Overvoltage categorie | I (II) ²⁾ | | | | | | | | | | | | | |
| Isolierstoffgruppe | Material group | III | | | | | | | | | | | | | |
| Prüfstoßspannung | Test voltage | 1750 V | | 550 V | 1750 V | 910 V | 550 V | | | | | | | | |
| Bemessungsstrom (40 °C) | Rated current (40 °C) | 7 A | 6 A | | 5 A | | | 3 A | | | 1 A | | | | |
| Durchgangswiderstand | Contact resistance | ≤ 5 mΩ | | | | | | ≤ 3 mΩ | | | | | | | |
| Isolationswiderstand | Insulation resistance | ≥ 10 ¹⁰ Ω | | | | | | | | | | | | | |
| Werkstoffe | | Materials | | | | | | | | | | | | | |
| Kontaktstift | Pin contact | CuZn (Messing/brass) | | | | | | | | | | | | | |
| Kontaktbuchse | Socket contact | CuSn (Bronze/bronze) | | | | | | | | | | | | | |
| Kontaktoberfläche | Contact plating | Ag (Silber/silver) / Au (Gold/gold) | | | | | | Au (Gold/gold) | | | | | | | |
| Steckerkörper | Male insert | PBT (UL 94 V-0) | | | | | | | | | | | | | |
| Buchsenkörper | Female Insert | PBT (UL 94 V-0) | | | | | | | | | | | | | |
| Gehäuse Kabelstecker | Housing cable connector | CuZn (Messing/brass) | | | | | | | | | | | | | |
| Gewinding | Ring nut | Messing, vernickelt/brass, nickel plated | | | | | | | | | | | | | |
| Flanschgehäuse | Socket | Zink-Druckguss, vernickelt/zinc diecasting, nickel plated | | | | | | | | | | | | | |

¹⁾ Normen und Prüfbedingungen für diese Angaben siehe Seite TI-16 / Standards and test parameters for this data see page TI-16.


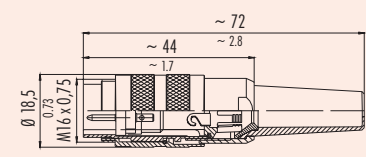

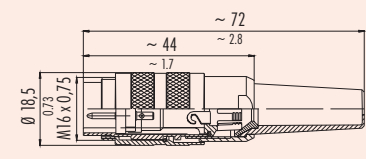

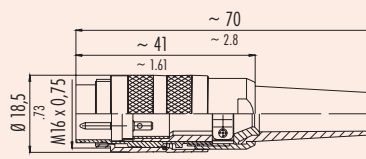

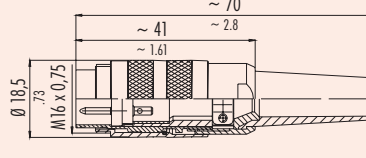
²⁾ Bei Verschmutzungsgrad 2, Überspannungskategorie II reduzierte Bemessungsspannung 32 V. / In case of pollution degree 2, overvoltage categorie II rated voltage is reduced to 32 V.

Ü
TI

Miniatur Rundsteckverbinder Serie 581 Miniature circular connectors series 581


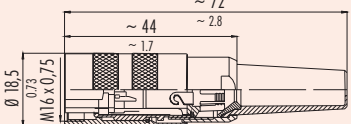

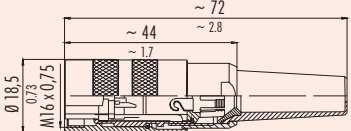

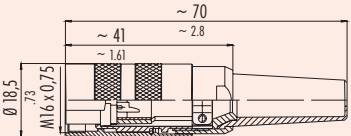

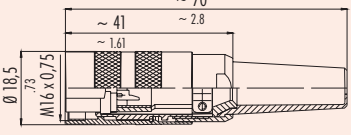
Kabelstecker Male cable connectors

620
702
709
710
711
712
719
423
425
440
581
678
680
682
720
723
623
690
691
692
693
694
707
713
718
733
763
765
768
714
715
766
815
820
825
876
772
775
A
B
C
R

| Bezeichnung — Abbildung Description — Figure | Maßzeichnung Drawing | Polzahl Contacts | Bestell-Nr./Ordering-No. | |
|---|---|---------------------|--|---|
| | | | versilberte Kontakte silver plated contacts | vergoldete Kontakte gold plated contacts |
| Kabelstecker mit Lötöse Kabeldurchlass 4 - 6 mm <i>Male cable connector with solder eye cable outlet 4 - 6 mm (.16 - .24 in.)</i>  |  | 2 | 99-2001-00-02 | 99-2001-09-02 |
| | | 3 DIN | 99-2005-00-03 | 99-2005-09-03 |
| | | 4 | 99-2009-00-04 | 99-2009-09-04 |
| | | 5 | 99-2013-00-05 | 99-2013-09-05 |
| | | 5 (Stereo) | 99-2017-00-05 | 99-2017-09-05 |
| | | 6 DIN | 99-2021-00-06 | 99-2021-09-06 |
| | | 7 | 99-2025-00-07 | 99-2025-09-07 |
| | | 7 DIN | 99-2581-00-07 | — ¹⁾ |
| | | 8 DIN | 99-2061-00-08 | 99-2061-09-08 |
| | | 12 | — | 99-2029-00-12 |
| | | 14 | — | 99-2033-00-14 |
| | | 16 | — | 99-2037-00-16 |
| | | 19 | — | 99-2041-00-19 |
| Kabelstecker mit Lötöse Kabeldurchlass 6 - 8 mm <i>Male cable connector with solder eye cable outlet 6 - 8 mm (.24 - .32 in.)</i>  |  | 2 | 99-2001-02-02 | 99-2001-92-02 |
| | | 3 DIN | 99-2005-02-03 | 99-2005-92-03 |
| | | 4 | 99-2009-02-04 | 99-2009-92-04 |
| | | 5 | 99-2013-02-05 | 99-2013-92-05 |
| | | 5 (Stereo) | 99-2017-02-05 | 99-2017-92-05 |
| | | 6 DIN | 99-2021-02-06 | 99-2021-92-06 |
| | | 7 | 99-2025-02-07 | 99-2025-92-07 |
| | | 7 DIN | — ¹⁾ | — ¹⁾ |
| | | 8 DIN | 99-2061-02-08 | 99-2061-92-08 |
| | | 12 | — | 99-2029-02-12 |
| | | 14 | — | 99-2033-02-14 |
| | | 16 | — | 99-2037-02-16 |
| | | 19 | — | 99-2041-02-19 |
| 24 | — | 99-2045-02-24 | | |
| Kabelstecker mit Kabelklemme Kabeldurchlass 4 - 6 mm <i>Male cable connector with cable clamp cable outlet 4 - 6 mm (.16 - .24 in.)</i>  |  | 2 | 99-2001-10-02 | 99-2001-19-02 |
| | | 3 DIN | 99-2005-10-03 | — ¹⁾ |
| | | 4 | 99-2009-10-04 | — ¹⁾ |
| | | 5 | 99-2013-10-05 | 99-2013-19-05 |
| | | 5 (Stereo) | 99-2017-10-05 | — ¹⁾ |
| | | 6 DIN | 99-2021-10-06 | — ¹⁾ |
| | | 7 | 99-2025-10-07 | 99-2025-19-07 |
| | | 7 DIN | — ¹⁾ | — ¹⁾ |
| | | 8 DIN | 99-2061-10-08 | — ¹⁾ |
| | | 12 | — | 99-2029-10-12 |
| | | 14 | — | 99-2033-10-14 |
| | | 16 | — | 99-2037-10-16 |
| | | 19 | — | 99-2041-10-19 |
| 24 | — | — | | |
| Kabelstecker mit Kabelklemme Kabeldurchlass 6 - 8 mm <i>Male cable connector with cable clamp cable outlet</i>  |  | 2 | 99-2001-20-02 | 99-2001-29-02 |
| | | 3 DIN | 99-2005-20-03 | 99-2005-29-03 |
| | | 4 | 99-2009-20-04 | 99-2009-29-04 |
| | | 5 | 99-2013-20-05 | 99-2013-29-05 |
| | | 5 (Stereo) | 99-2017-20-05 | — ¹⁾ |
| | | 6 DIN | 99-2021-20-06 | 99-2021-29-06 |
| | | 7 | 99-2025-20-07 | 99-2025-29-07 |
| | | 7 DIN | — ¹⁾ | — ¹⁾ |
| | | 8 DIN | 99-2061-20-08 | 99-2061-29-08 |
| | | 12 | — | 99-2029-20-12 |
| | | 14 | — | 99-2033-20-14 |
| | | 16 | — | 99-2037-20-16 |
| | | 19 | — | 99-2041-20-19 |
| 24 | — | 99-2045-20-24 | | |

¹⁾ Auf Anfrage / Upon request.

Miniatur Rundsteckverbinder Serie 581 Kabeldosen *Miniature circular connectors series 581* *Female cable connectors*

| Bezeichnung — Abbildung Description — Figure | Maßzeichnung Drawing | Polzahl Contacts | Bestell-Nr./Ordering-No. | |
|---|---|---------------------|--|---|
| | | | versilberte Kontakte silver plated contacts | vergoldete Kontakte gold plated contacts |
| Kabeldose mit Lötöse Kabeldurchlass 4 - 6 mm <i>Female cable connector with solder eye cable outlet 4 - 6 mm (.16 - .24 in.)</i>  |  | 2 | 99-2002-00-02 | 99-2002-09-02 |
| | | 3 DIN | 99-2006-00-03 | 99-2006-09-03 |
| | | 4 | 99-2010-00-04 | 99-2010-09-04 |
| | | 5 | 99-2014-00-05 | 99-2014-09-05 |
| | | 5 (Stereo) | 99-2018-00-05 | 99-2018-09-05 |
| | | 6 DIN | 99-2022-00-06 | 99-2022-09-06 |
| | | 7 | 99-2026-00-07 | 99-2026-09-07 |
| | | 7 DIN | 99-2582-00-07 | — |
| | | 8 DIN | 99-2062-00-08 | 99-2062-09-08 |
| | | 12 | — | 99-2030-00-12 |
| | | 14 | — | 99-2034-00-14 |
| | | 16 | — | 99-2038-00-16 |
| | | 19 | — | 99-2042-00-19 |
| | | 24 | — | — |
| Kabeldose mit Lötöse Kabeldurchlass 6 - 8 mm <i>Female cable connector with solder eye cable outlet 6 - 8 mm (.24 - .32 in.)</i>  |  | 2 | 99-2002-02-02 | 99-2002-92-02 |
| | | 3 DIN | 99-2006-02-03 | 99-2006-92-03 |
| | | 4 | 99-2010-02-04 | 99-2010-92-04 |
| | | 5 | 99-2014-02-05 | 99-2014-92-05 |
| | | 5 (Stereo) | 99-2018-02-05 | 99-2018-92-05 |
| | | 6 DIN | 99-2022-02-06 | 99-2022-92-06 |
| | | 7 | 99-2026-02-07 | 99-2026-92-07 |
| | | 7 DIN | — | — |
| | | 8 DIN | 99-2062-02-08 | 99-2062-92-08 |
| | | 12 | — | 99-2030-02-12 |
| | | 14 | — | 99-2034-02-14 |
| | | 16 | — | 99-2038-02-16 |
| | | 19 | — | 99-2042-02-19 |
| | | 24 | — | 99-2046-02-24 |
| Kabedose mit Kabelklemme Kabeldurchlass 4 - 6 mm <i>Female cable connector with cable clamp cable outlet 4 - 6 mm (.16 - .24 in.)</i>  |  | 2 | 99-2002-10-02 | 99-2002-19-02 |
| | | 3 DIN | 99-2006-10-03 | 99-2006-19-03 |
| | | 4 | 99-2010-10-04 | 99-2010-19-04 |
| | | 5 | 99-2014-10-05 | 99-2014-19-05 |
| | | 5 (Stereo) | 99-2018-10-05 | — ¹⁾ |
| | | 6 DIN | 99-2022-10-06 | 99-2022-19-06 |
| | | 7 | 99-2026-10-07 | — ¹⁾ |
| | | 7 DIN | — | — ¹⁾ |
| | | 8 DIN | 99-2062-10-08 | 99-2062-19-08 |
| | | 12 | — | 99-2030-10-12 |
| | | 14 | — | 99-2034-10-14 |
| | | 16 | — | 99-2038-10-16 |
| | | 19 | — | 99-2042-10-19 |
| | | 24 | — | — |
| Kabeldose mit Kabelklemme Kabeldurchlass 6 - 8 mm <i>Female cable connector with cable clamp cable outlet 6 - 8 mm (.24 - .32 in.)</i>  |  | 2 | 99-2002-20-02 | 99-2002-29-02 |
| | | 3 DIN | 99-2006-20-03 | 99-2006-29-03 |
| | | 4 | 99-2010-20-04 | 99-2010-29-04 |
| | | 5 | 99-2014-20-05 | 99-2014-29-05 |
| | | 5 (Stereo) | 99-2018-20-05 | — ¹⁾ |
| | | 6 DIN | 99-2022-20-06 | 99-2022-29-06 |
| | | 7 | 99-2026-20-07 | 99-2026-29-07 |
| | | 7 DIN | — | — ¹⁾ |
| | | 8 DIN | 99-2062-20-08 | 99-2062-29-08 |
| | | 12 | — | 99-2030-20-12 |
| | | 14 | — | 99-2034-20-14 |
| | | 16 | — | 99-2038-20-16 |
| | | 19 | — | 99-2042-20-19 |
| | | 24 | — | 99-2046-20-24 |

¹⁾ Auf Anfrage / Upon request.


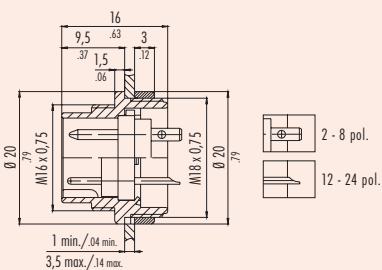

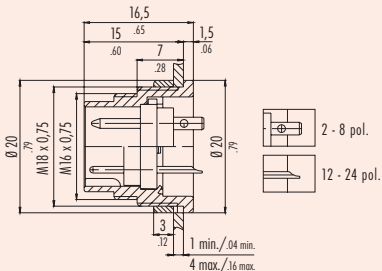

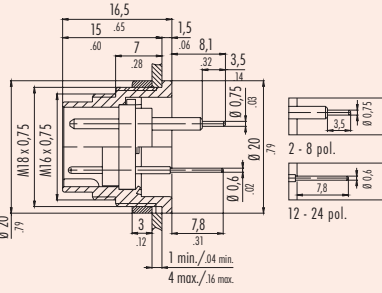

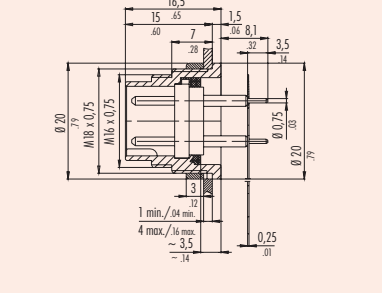
Ü
TI

620
702
709
710
711
712
719
423
425
440
581
678
680
682
720
723
623
690
691
692
693
694
707
713
718
733
763
765
768
714
715
766
815
820
825
876
772
775
A
B
C
R

Ü
TI


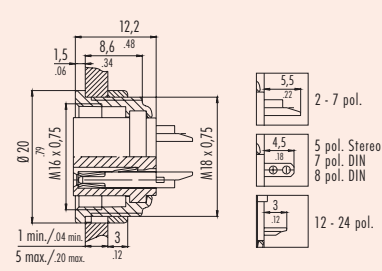

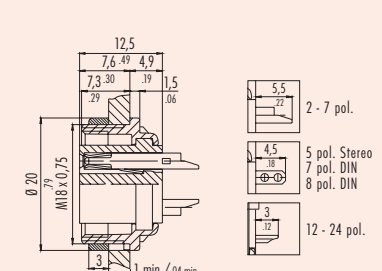

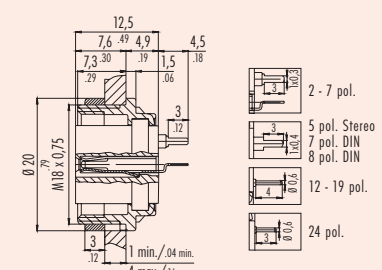

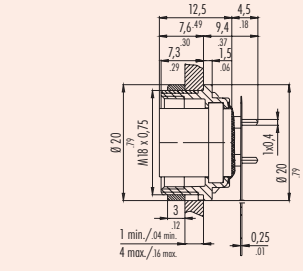
Miniatur Rundsteckverbinder Serie 581 Miniature circular connectors series 581

Flanschstecker Male sockets

| Bezeichnung — Abbildung Description — Figure | Maßzeichnung Drawing | Polzahl Contacts | Bestell-Nr./Ordering-No. | |
|--|--|---------------------|--|---|
| | | | versilberte Kontakte silver plated contacts | vergoldete Kontakte gold plated contacts |
| Flanschstecker, löten <i>Male socket, solder</i>  |  | 2 | 09-0303-00-02 | 09-0303-09-02 |
| | | 3 DIN | 09-0307-00-03 | 09-0307-09-03 |
| | | 4 | 09-0311-00-04 | 09-0311-09-04 |
| | | 5 | 09-0315-00-05 | 09-0315-09-05 |
| | | 5 (Stereo) | 09-0319-00-05 | 09-0319-09-05 |
| | | 6 DIN | 09-0323-00-06 | 09-0323-09-06 |
| | | 7 | 09-0327-00-07 | 09-0327-09-07 |
| | | 7 DIN | 09-1583-00-07 | — |
| | | 8 DIN | 09-0473-00-08 | 09-0473-09-08 |
| | | 12 | — | 09-0331-00-12 |
| | | 14 | — | 09-0053-00-14 |
| | | 16 | — | 09-0339-00-16 |
| | | 19 | — | 09-0335-00-19 |
| 24 | — | 09-0197-00-24 | | |
| Flanschstecker, löten, von vorn verschraubbar <i>Male socket, solder, front fastened</i>  |  | 2 | 09-0303-80-02 | 09-0303-89-02 |
| | | 3 DIN | 09-0307-80-03 | 09-0307-89-03 |
| | | 4 | 09-0311-80-04 | 09-0311-89-04 |
| | | 5 | 09-0315-80-05 | 09-0315-89-05 |
| | | 5 (Stereo) | 09-0319-80-05 | 09-0319-89-05 |
| | | 6 DIN | 09-0323-80-06 | 09-0323-89-06 |
| | | 7 | 09-0327-80-07 | 09-0327-89-07 |
| | | 7 DIN | — | — |
| | | 8 DIN | 09-0473-80-08 | 09-0473-89-08 |
| | | 12 | — | 09-0331-80-12 |
| | | 14 | — | 09-0053-80-14 |
| | | 16 | — | 09-0339-80-16 |
| | | 19 | — | 09-0335-80-19 |
| 24 | — | 09-0197-80-24 | | |
| Flanschstecker, tauchlöten, von vorn verschraubbar <i>Male socket, dip solder, front fastened</i>  |  | 2 | 09-0303-90-02 | 09-0303-99-02 |
| | | 3 DIN | 09-0307-90-03 | 09-0307-99-03 |
| | | 4 | 09-0311-90-04 | 09-0311-99-04 |
| | | 5 | 09-0315-90-05 | 09-0315-99-05 |
| | | 5 (Stereo) | 09-0319-90-05 | 09-0319-99-05 |
| | | 6 DIN | 09-0323-90-06 | 09-0323-99-06 |
| | | 7 | 09-0327-90-07 | 09-0327-99-07 |
| | | 7 DIN | — | — |
| | | 8 DIN | 09-0473-90-08 | 09-0473-99-08 |
| | | 12 | — | 09-0331-90-12 |
| | | 14 | — | 09-0053-90-14 |
| | | 16 | — | 09-0339-90-16 |
| | | 19 | — | 09-0335-90-19 |
| 24 | — | 09-0197-90-24 | | |
| Flanschstecker mit Flexplatte, von vorn verschraubbar <i>Male socket with flexible PCB, front fastened</i>  |  <p>Weitere Maße siehe Seite 581-11 Additional dimensions see page 581-11</p> | 7 | 09-0327-65-07 | |
| | | 8 | 09-0473-65-08 | |
| | | 12 | | 09-0331-65-12 |
| | | 12 | | 09-0331-66-12 |

¹⁾ Flanschstecker von Serie 680 / Sockets from series 680.

620
702
709
710
711
712
719
423
425
440
581
678
680
682
720
723
623
690
691
692
693
694
707
713
718
733
763
765
768
714
715
766
815
820
825
876
772
775
A
B
C
R

| Miniatur Rundsteckverbinder Serie 581 Miniature circular connectors series 581 | | Flanschdosen Female sockets | | |
|---|---|--|--|---|
| Bezeichnung — Abbildung Description — Figure | Maßzeichnung Drawing | Polzahl Contacts | Bestell-Nr./Ordering-No. | |
| | | | versilberte Kontakte silver plated contacts | vergoldete Kontakte gold plated contacts |
| Flanschdose, löten <i>Female socket, solder</i>  |  | 2 | 09-0304-00-02 | 09-0304-09-02 |
| | | 3 DIN | 09-0308-00-03 | 09-0308-09-03 |
| | | 4 | 09-0312-00-04 | 09-0312-09-04 |
| | | 5 | 09-0316-00-05 | 09-0316-09-05 |
| | | 5 (Stereo) | 09-0320-00-05 | 09-0320-09-05 |
| | | 6 DIN | 09-0324-00-06 | 09-0324-09-06 |
| | | 7 | 09-0328-00-07 | 09-0328-09-07 |
| | | 7 DIN | 09-1584-00-07 | — |
| | | 8 DIN | 09-0474-00-08 | 09-0474-09-08 |
| | | 12 | — | 09-0332-00-12 |
| | | 14 | — | 09-0054-00-14 |
| | | 16 | — | 09-0340-00-16 |
| | | 19 | — | 09-0336-00-19 |
| 24 | — | 09-0198-00-24 | | |
| Flanschdose, löten, von vorn verschraubbar <i>Female socket, solder, front fastened</i>  |  | 2 | 09-0304-80-02 | 09-0304-89-02 |
| | | 3 DIN | 09-0308-80-03 | 09-0308-89-03 |
| | | 4 | 09-0312-80-04 | 09-0312-89-04 |
| | | 5 | 09-0316-80-05 | 09-0316-89-05 |
| | | 5 (Stereo) | 09-0320-80-05 | 09-0320-89-05 |
| | | 6 DIN | 09-0324-80-06 | 09-0324-89-06 |
| | | 7 | 09-0328-80-07 | 09-0328-89-07 |
| | | 7 DIN | — | — |
| | | 8 DIN | 09-0474-80-08 | 09-0474-89-08 |
| | | 12 | — | 09-0332-80-12 |
| | | 14 | — | 09-0054-80-14 |
| | | 16 | — | 09-0340-80-16 |
| | | 19 | — | 09-0336-80-19 |
| 24 | — | 09-0198-80-24 | | |
| Flanschdose, tauchlöten, von vorn verschraubbar <i>Female socket, dip solder, front fastened</i>  |  | 2 | 09-0304-90-02 | 09-0304-99-02 |
| | | 3 DIN | 09-0308-90-03 | 09-0308-99-03 |
| | | 4 | 09-0312-90-04 | 09-0312-99-04 |
| | | 5 | 09-0316-90-05 | 09-0316-99-05 |
| | | 5 (Stereo) | 09-0320-90-05 | 09-0320-99-05 |
| | | 6 DIN | 09-0324-90-06 | 09-0324-99-06 |
| | | 7 | 09-0328-90-07 | 09-0328-99-07 |
| | | 7 DIN | — | — |
| | | 8 DIN | 09-0474-90-08 | 09-0474-99-08 |
| | | 12 | — | 09-0332-90-12 |
| | | 14 | — | 09-0054-90-14 |
| | | 16 | — | 09-0340-90-16 |
| | | 19 | — | 09-0336-90-19 |
| 24 | — | 09-0198-90-24 | | |
| Flanschdose mit Flexplatte, von vorn verschraubbar <i>Female socket with flexible PCB, front fastened</i>  |  <p>Weitere Maße siehe Seite 581-11 Additional dimensions see page 581-11</p> | 7 | 09-0328-65-07 | |
| | | 8 | 09-0474-65-08 | |
| | | 12 | | 09-0332-65-12 |
| | | 12 | | 09-0332-66-12 |

Ü
TI

620
702
709
710
711
712
719
423
425
440
581
678
680
682
720
723
623
690
691
692
693
694
707
713
718
733
763
765
768
714
715
766
815
820
825
876
772
775
A
B
C
R

¹⁾ Flanschstecker von Serie 680 / Sockets from series 680.

Ü
TI

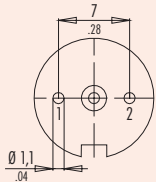
Miniatur Rundsteckverbinder Serie 581 Miniature circular connectors series 581

Polbilder Contact arrangements

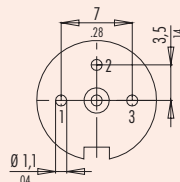
Polbilder mit Sicht auf die Lötanschlussseite der Stifteinsätze
Contact arrangements with view on the solder termination side of male inserts

x-y Koordinaten
x-y Coordinates

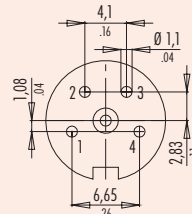
2 pol



3 pol (DIN 41524)



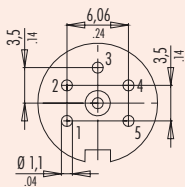
4 pol



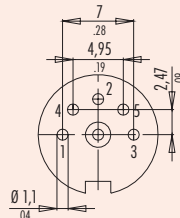
12 pol

| | X | Y |
|---|-------|-------|
| A | -0,41 | -3,45 |
| B | 2,29 | -3,61 |
| C | 4,10 | -1,21 |
| D | 3,20 | 1,34 |
| E | 2,71 | 3,59 |
| F | 0,41 | 3,45 |
| G | -2,29 | 3,61 |
| H | -4,10 | 1,21 |
| J | -3,20 | -1,34 |
| K | -2,71 | -3,59 |
| L | 2,00 | -1,51 |
| M | -2,00 | 1,51 |

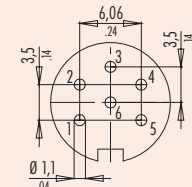
5 pol



5 pol stereo (DIN 41524)



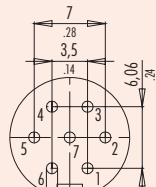
6 pol (DIN 45322)



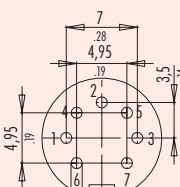
14 pol

| | X | Y | | X | Y |
|---|-------|-------|---|-------|-------|
| A | 2,50 | -4,00 | T | -2,40 | -0,95 |
| C | 4,25 | 0,00 | U | -0,95 | -2,40 |
| E | 2,30 | 4,00 | | | |
| G | -2,30 | 4,00 | | | |
| J | -4,25 | 0,00 | | | |
| L | -2,50 | -4,00 | | | |
| M | 0,95 | -2,40 | | | |
| N | 2,40 | -0,95 | | | |
| O | 2,40 | 0,95 | | | |
| P | 0,95 | 2,40 | | | |
| R | -0,95 | 2,40 | | | |
| S | -2,40 | 0,95 | | | |

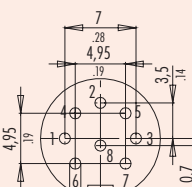
7 pol



7 pol (DIN 45329)



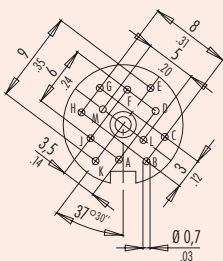
8 pol (DIN 45326)



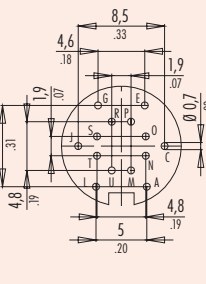
16 pol

| | X | Y | | X | Y |
|---|-------|-------|---|-------|-------|
| A | 2,50 | -4,00 | N | 2,45 | -0,80 |
| B | 4,00 | -2,25 | O | 2,40 | 2,10 |
| C | 4,25 | 0,00 | P | -1,50 | 2,10 |
| D | 4,00 | 2,40 | R | -2,45 | -0,80 |
| E | 2,30 | 4,00 | | | |
| F | 0,00 | 4,25 | | | |
| G | -2,30 | 4,00 | | | |
| H | -4,00 | 2,40 | | | |
| I | -4,25 | 0,00 | | | |
| K | -4,00 | -2,25 | | | |
| L | -2,50 | -4,00 | | | |
| M | 0,00 | -2,60 | | | |

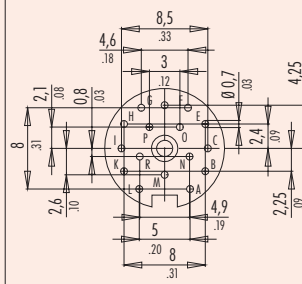
12 pol



14 pol



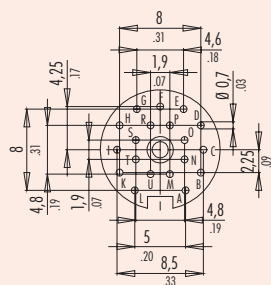
16 pol



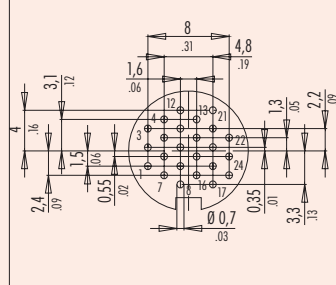
19 pol

| | X | Y | | X | Y |
|---|-------|-------|---|-------|-------|
| A | 2,50 | -4,00 | N | 2,40 | -0,95 |
| B | 4,00 | -2,25 | O | 2,40 | 0,95 |
| C | 4,25 | 0,00 | P | 0,95 | 2,40 |
| D | 4,00 | 2,40 | R | -0,95 | 2,40 |
| E | 2,30 | 4,00 | S | -2,40 | 0,95 |
| F | 0,00 | 4,25 | T | -2,40 | -0,95 |
| G | -2,30 | 4,00 | U | -0,95 | -2,40 |
| H | -4,00 | 2,40 | | | |
| I | -4,25 | 0,00 | | | |
| K | -4,00 | -2,25 | | | |
| L | -2,50 | -4,00 | | | |
| M | 0,95 | -2,40 | | | |

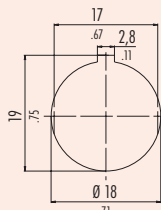
19 pol



24 pol



Montageausschnitt
Panel cut out



24 pol

| | X | Y | | X | Y |
|----|-------|-------|----|------|-------|
| 1 | -4,00 | -1,50 | 13 | 0,80 | 3,10 |
| 2 | -4,00 | 0,35 | 14 | 0,80 | 1,30 |
| 3 | -4,00 | 2,20 | 15 | 0,80 | -0,55 |
| 4 | -2,40 | 3,10 | 16 | 0,80 | -2,40 |
| 5 | -2,40 | 1,30 | 17 | 2,40 | -3,30 |
| 6 | -2,40 | -0,55 | 18 | 2,40 | -1,50 |
| 7 | -2,40 | 2,40 | 19 | 2,40 | 0,35 |
| 8 | -0,80 | -3,30 | 20 | 2,40 | 2,20 |
| 9 | -0,80 | -1,50 | 21 | 2,40 | 4,00 |
| 10 | -0,80 | 0,35 | 22 | 4,00 | 1,30 |
| 11 | -0,80 | 2,20 | 23 | 4,00 | -0,55 |
| 12 | -0,80 | 4,00 | 24 | 4,00 | -2,40 |

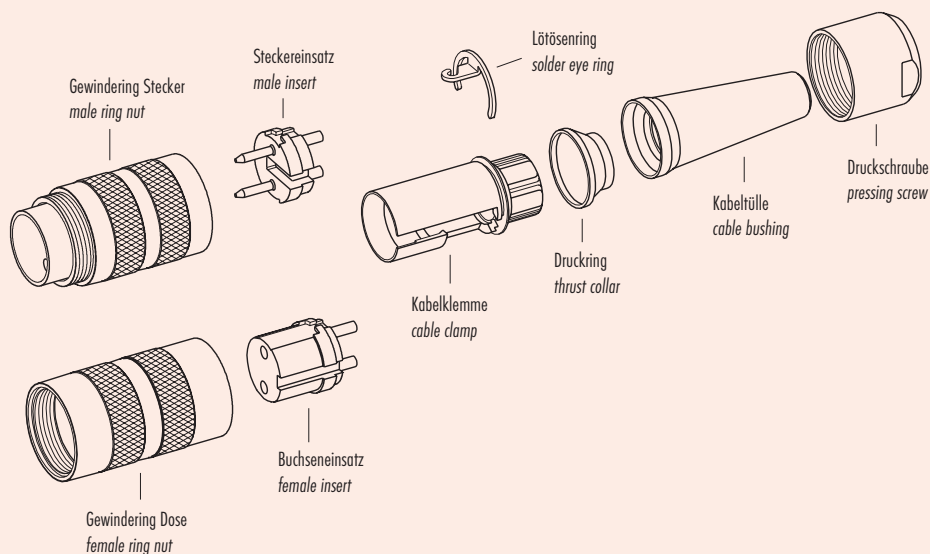
¹⁾ Polbilder von Serie 680 / Contact arrangements from series 680.

620
702
709
710
711
712
719
423
425
440
581
678
680
682
720
723
623
690
691
692
693
694
707
713
718
733
763
765
768
714
715
766
815
820
825
876
772
775
A
B
C
R

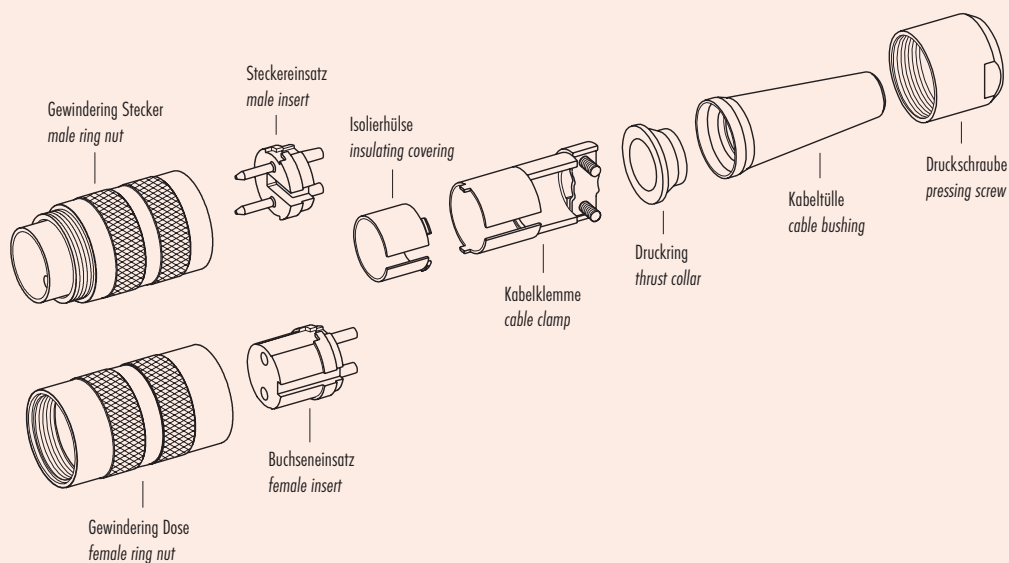
Miniatur Rundsteckverbinder Serie 581 Miniature circular connectors series 581

Einzelteildarstellung Component part drawings

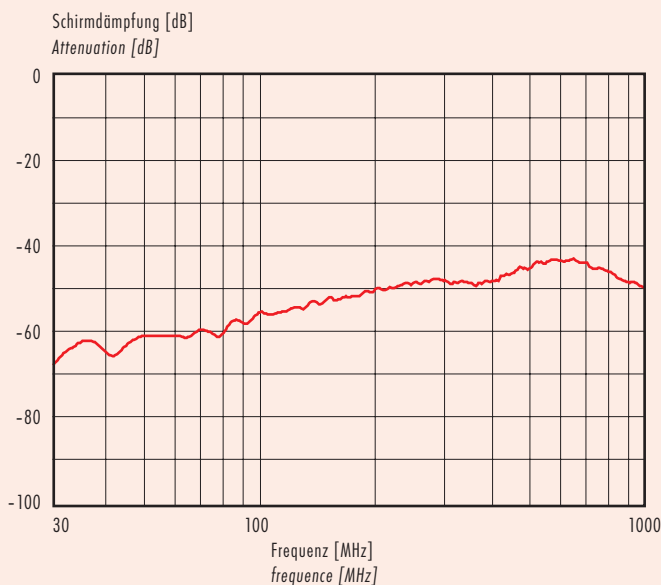
Kabelsteckverbinder mit Lötösenring
Cable connector with solder eye ring



Kabelsteckverbinder mit Kabelklemme
Cable connector with cable clamp



Schirmdämpfungskurve nach DIN 47250-6 für Kabelsteckverbinder mit Kabelklemme (Kabeltyp: IEEE 802.3)
Attenuation curve according to DIN 47250-6 for cable connector with cable clamp (cable version: IEEE 802.3)



620
702
709
710
711
712
719
423
425
440
581
678
680
682
720
723
623
690
691
692
693
694
707
713
718
733
763
765
768
714
715
766
815
820
825
876
772
775
A
B
C
R

Ü
TI

620
702
709
710
711
712
719
423
425
440
581
678
680
682
720
723
623
690
691
692
693
694
707
713
718
733
763
765
768
714
715
766
815
820
825
876
772
775
A
B
C

R

Miniatur Rundsteckverbinder Serie 581 Miniature circular connectors series 581

Zubehör Accessories

| Bezeichnung Description | Abbildung Figure | Maßzeichnung Drawing | Bestell-Nr. Ordering-No. |
|---|---------------------|-------------------------|-----------------------------|
| Schutzkappe für Kabelstecker, IP 67 Protection cap for male cable connector, IP 67 | | | 08-1077-000-000 |
| Schutzkappe für Kabeldose, IP 67 Protection cap for female cable connector, IP 67 | | | 08-1078-000-000 |
| Schutzkappe für Flanschstecker, IP 67 Protection cap for male socket, IP 67 | | | 08-1079-000-000 |
| Schutzkappe für Flanschdose, IP 67 Protection cap for female socket, IP 67 | | | 08-1080-000-000 |
| Schutzkappe für Flanschstecker, IP 67 Protection cap for male socket, IP 67 | | | 08-2670-000-000 |
| Schutzkappe für Flanschdose, IP 67 Protection cap for female socket, IP 67 | | | 08-2671-000-000 |
| Blindstopfen Blind plug | | | 08-2668-000-001 |

| Miniatur Rundsteckverbinder Serie 581 <i>Miniature circular connectors series 581</i> | | Zubehör <i>Accessories</i> | |
|---|----------------------------|--------------------------------------|------------------------------------|
| Bezeichnung <i>Description</i> | Abbildung <i>Figure</i> | Maßzeichnung <i>Drawing</i> | Bestell-Nr. <i>Ordering-No.</i> |
| Schutzkappe für Kabel- und Flanschstecker, staubdicht, IP 54 <i>Protection cap for male cable connector and male socket, dustproof, IP 54</i> | | | 02-0054-000 |
| Schutzkappe für Kabel- und Flanschdose, staubdicht, IP 54 <i>Protection cap for female cable connector and female socket, dustproof, IP 54</i> | | | 02-0055-001 |
| | | | 02-0055-000 (schwarz/black) |
| Distanzhülse für Flanschsteckverbinder, Tauchlötversion, 2-19 contacts <i>Distance shell for socket, dip solder version, 2-19 contacts</i> | | | 02-0007-000 |
| Montageschlüssel für Kabelsteckverbinder <i>Mounting spanner for cable connector</i> | | | 02-1785-000 |
| Viereckflansch für Flanschsteckverbinder <i>Rectangular flange for socket</i> | | | 08-0045-000-001 |
| Lötösenring <i>Solder eye ring</i> | | | 04-0186-009 |
| 6-kant Mutter <i>Hexagonal nut</i> | | | 01-0146-001 ¹⁾ |
| | | | 01-5006-001 ²⁾ |
| | | | 01-0010-001 ^{1) 3)} |

¹⁾ 2,5 mm/.10

²⁾ 5 mm/.20

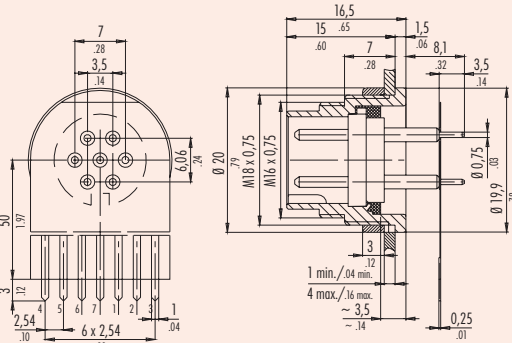
³⁾ Mit Rändel/With knurled screw

Ü
TI

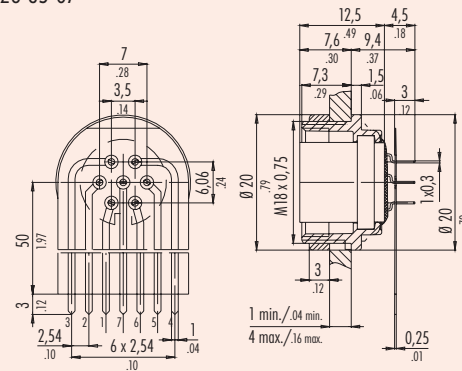
Miniatur Rundsteckverbinder Serie 581 Miniature circular connectors series 581

Zeichnungen Drawings

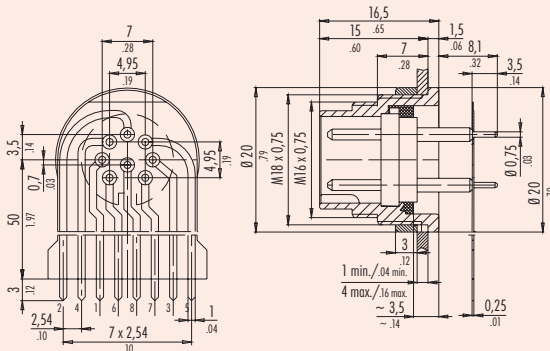
09-0327-65-07



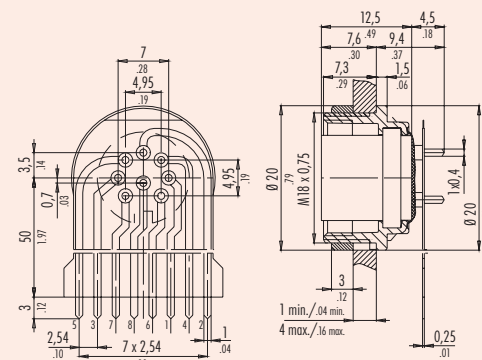
09-0328-65-07



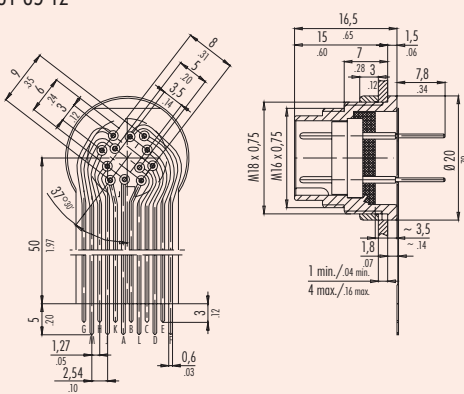
09-0473-65-08



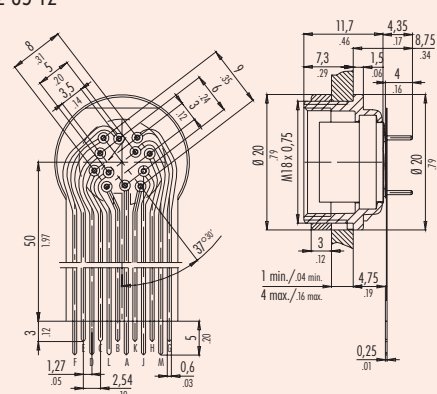
09-0474-65-08



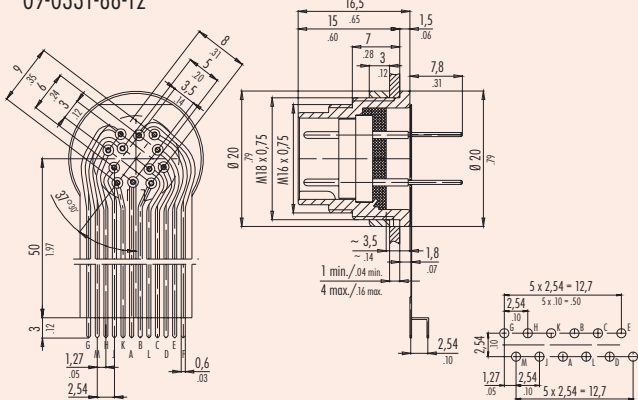
09-0331-65-12



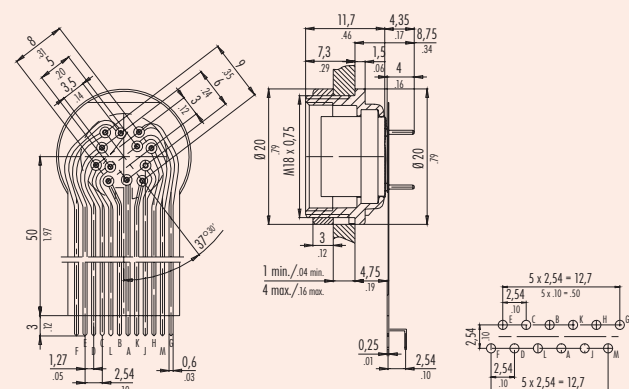
09-0332-65-12



09-0331-66-12



09-0332-66-12



620
702
709
710
711
712
719
423
425
440

581
678
680
682
720
723
623
690
691
692
693
694

707
713
718
733
763
765
768
714
715
766

815
820
825
876
772
775
A
B
C
R