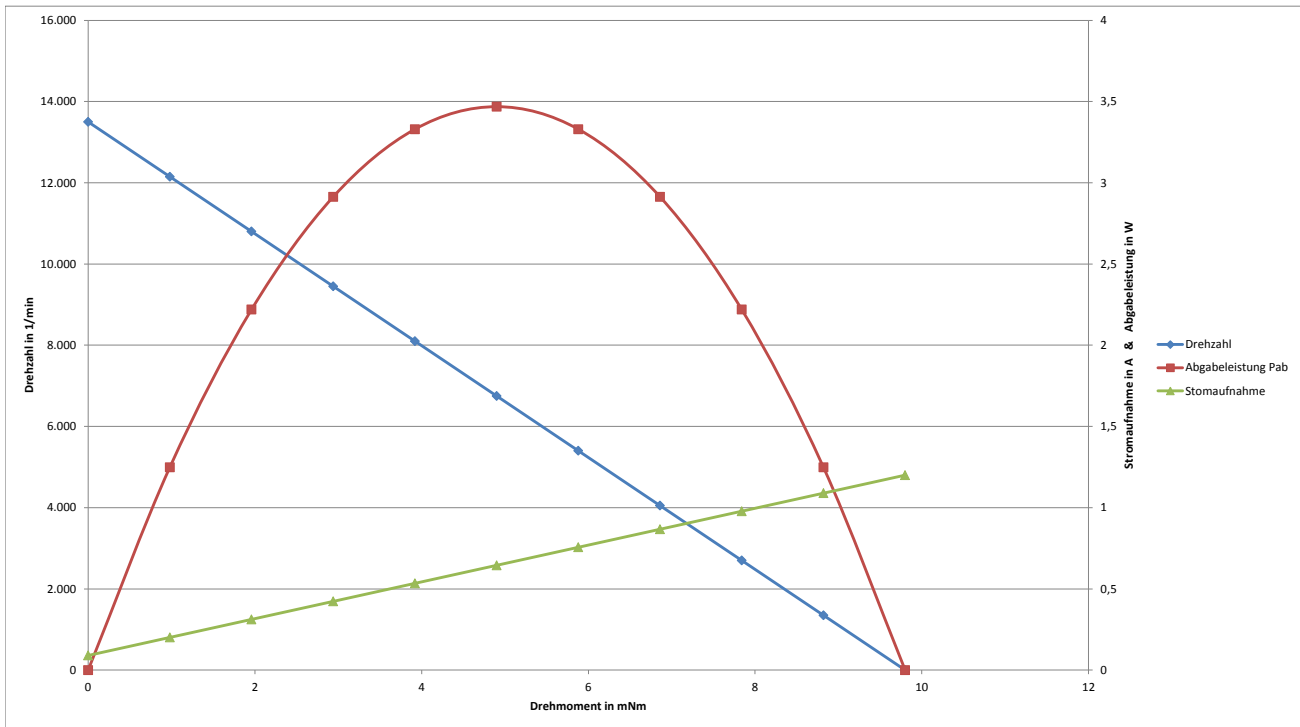
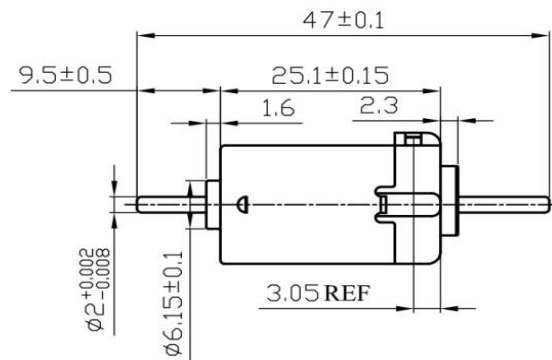
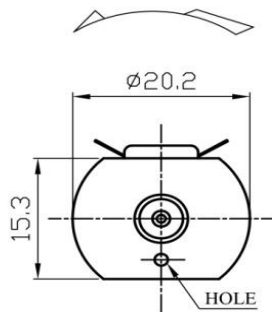


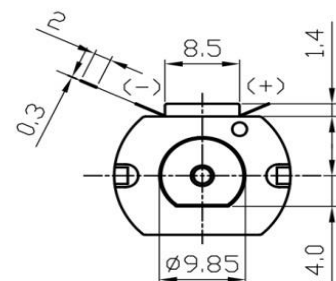
MODEL	VOLTAGE		NO LOAD		AT MAXIMUM EFFICIENCY				STARTING		max. OUTPUT POWER W	POLES	CAPACITOR	BRUSHES
	Operating Range	Nominal	Speed	Current	Speed	Current	Torque	Output Power	Current	Torque				
	VDC	VDC	rpm	A	rpm	A	mNm	W	A	mNm				
SF135-12117P-47HRACB	10,0-13,0	12,0	13.500	0,09	10.600	0,33	2,11	2,34	1,20	9,80	3,50	5	none	carbon



DIRECTION OF ROTATION



UNIT: MILLIMETER



Irrtum und Druckfehler vorbehalten / Errors and Omissions excepted