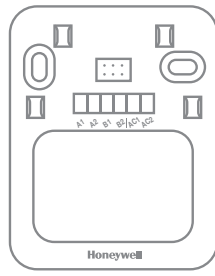


GB Contents DE Inhalt FR Contenu NL Inhoud
FI Sisältö DK Indhold IT Contenuto
ES Contenido PT Conteúdo GR Περιεχόμενα SE
Innehåll



x1



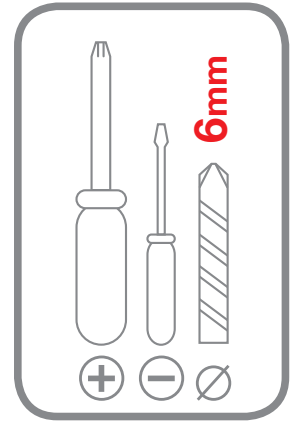
x1



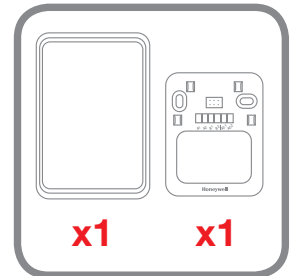
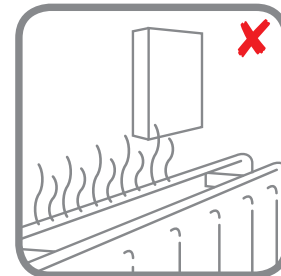
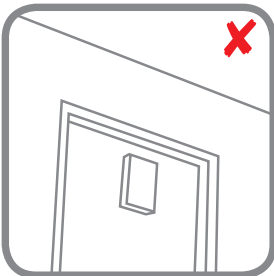
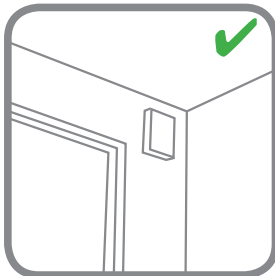
x2



x2

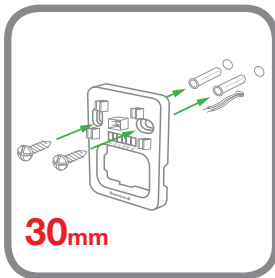


GB Getting started DE Erste Schritte FR Démarrage NL Aan de slag
FI Aloitusopas DK Kom i gang IT Operazioni preliminari ES Para empezar
PT Para começar GR Πρώτα βήματα SE Kom igång

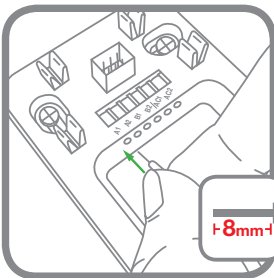


x1

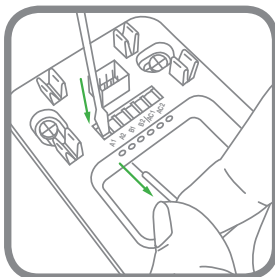
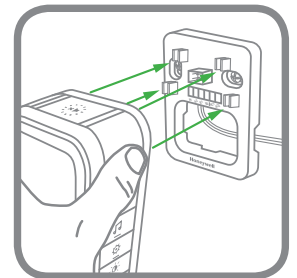
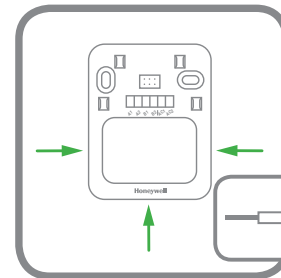
x1



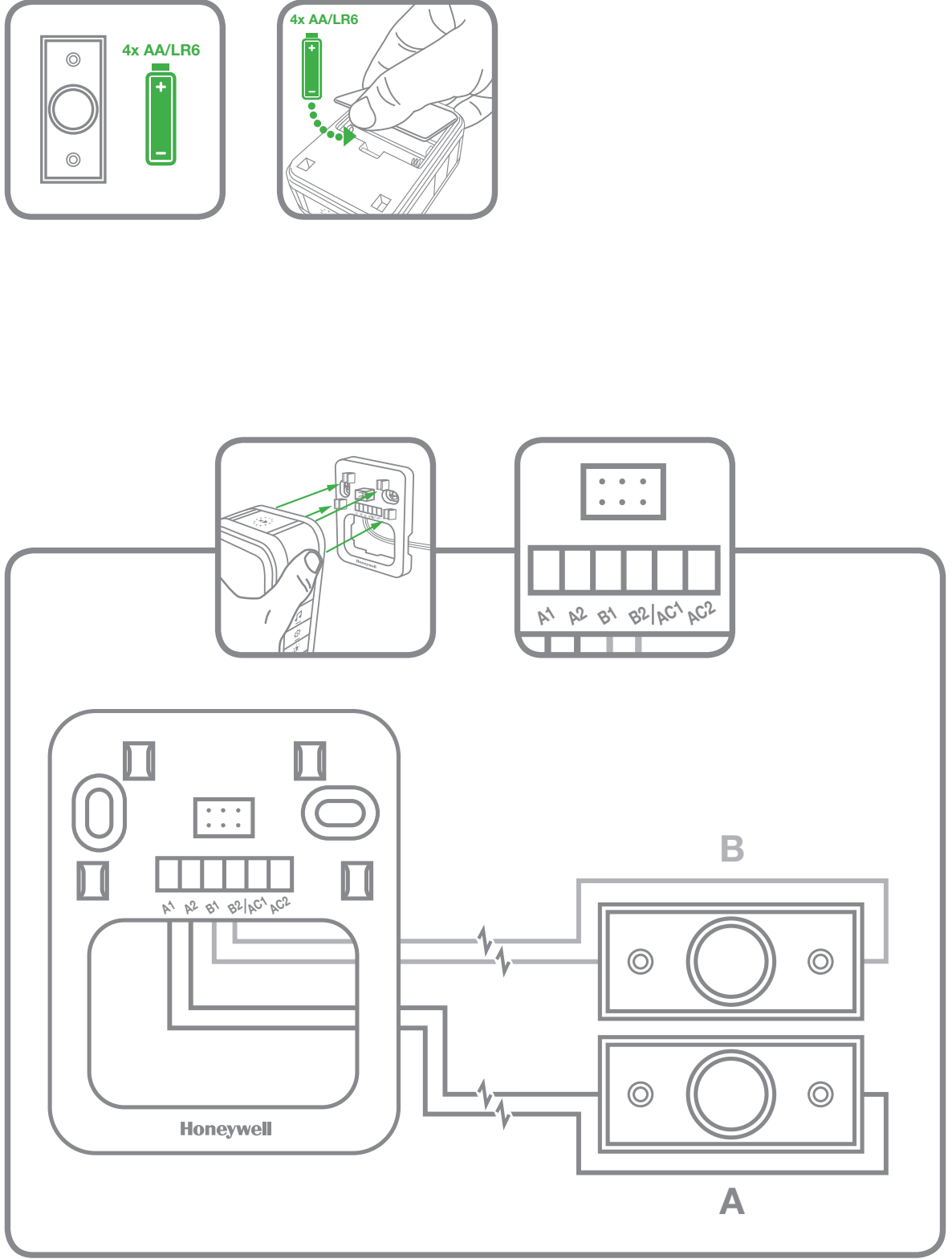
30mm



8mm



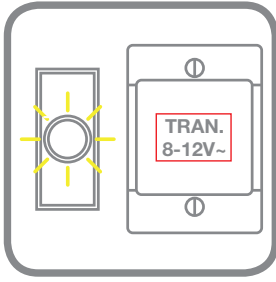
(DE) Wired push with batteries (DE) Verdrahteter Drucktaster mit Batterien (FR) Bouton poussoir avec piles (NL) Bekabelde drukknop met batterijen
 (FI) Johdotettu painike paristoilla (DK) Kabelt tryk med batterier (IT) Pulsante cablato con batterie (ES) Pulsador cableado con baterías (PT) Botão com fios com pilhas
 (GR) Καλωδιωμένο ωστήριο με μπαταρίες (SE) Trådbunden tryckknapp med batterier



GB Wired illuminated push with transformer DE Verdrahteter Drucktaster mit Beleuchtung und Transformator FR Bouton poussoir éclairé câblé avec transformateur

NL Verlichte bekabelde drukknop met transformator F Johdotettu valaistu painike muuntajalla DK Kablet belyst tryk med transformer IT Pulsante cablato illuminato con trasformatore ES Pulsador iluminado cableado con transformador PT Botão iluminado com fios com transformador

GR Καλωδιωμένο ωστήριο με φωτεινή ένδειξη με μετασχηματιστή SE Trådbunden upplyst tryckknapp med transformator



GB Always ensure the main supply is disconnected before installation, follow Transformer Instructions.

DE Immer daran denken, die Hauptversorgung vor der Installation abzuschalten, Dazu die Transformatoranweisungen befolgen.

FR Assurez-vous toujours que l'alimentation principale est déconnectée avant l'installation. Respectez les consignes concernant le transformateur.

NL Zorg er altijd voor dat de hoofdtoevoer afgesloten is voordat er met de installatie begonnen wordt, volg de instructies voor de transformator.

FI Varmista aina, että päävirransyöttö on katkaistuna ennen asennusta, ja noudata muuntajan ohjeita.

DK Sørg altid for, at strømmen er afbrudt før installation. Følg Transformer instruktionerne.

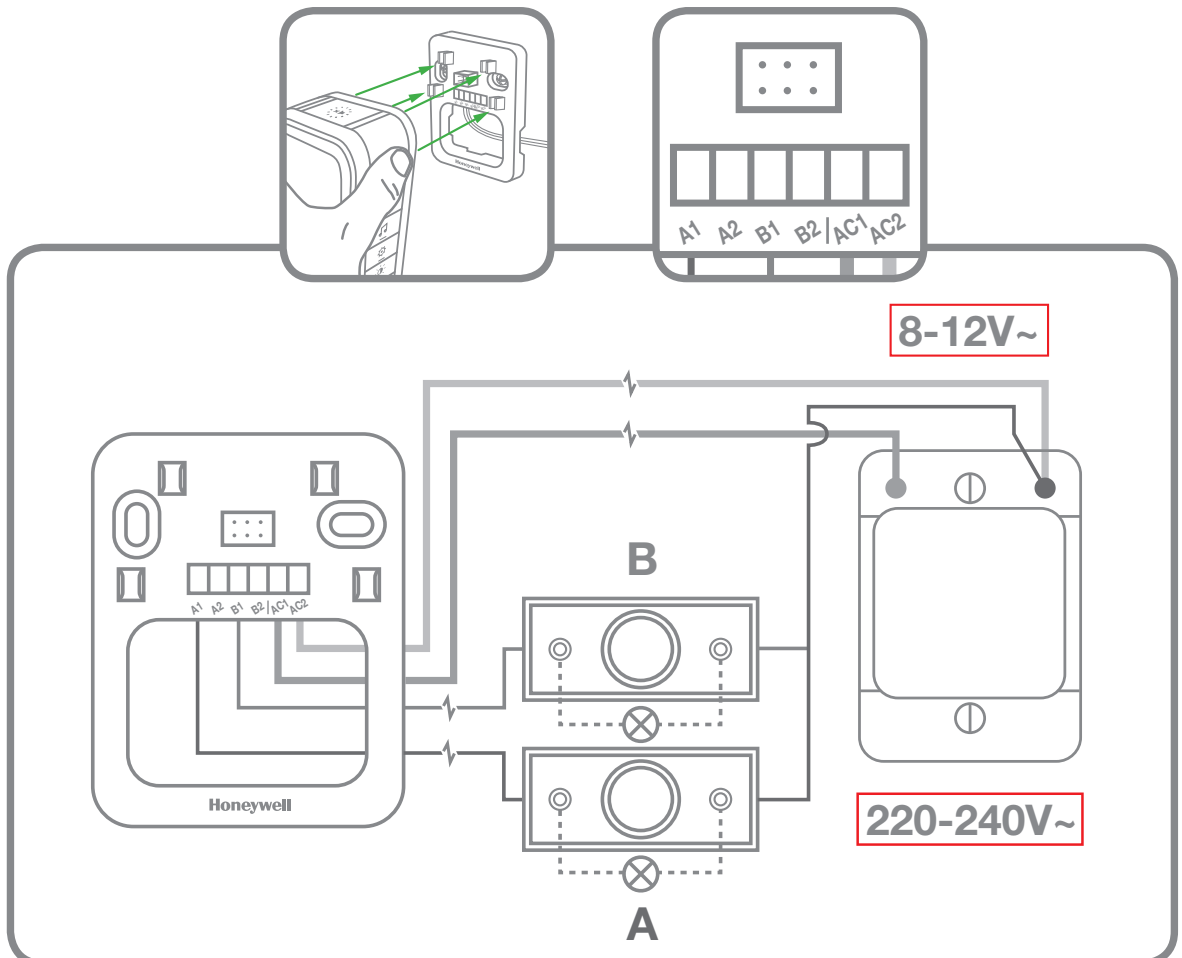
IT Assicurarsi sempre che l'alimentazione principale sia scollegata prima di procedere con l'installazione. Seguire le istruzioni relative al trasformatore.

ES Asegúrese siempre de que el suministro eléctrico está desconectado antes de la instalación, siga las instrucciones del transformador.


PT Certifique-se sempre de que a fonte de alimentação principal é desligada antes da instalação e siga as instruções do transformador.

GR Να βεβαιώνετε πάντοτε ότι η κύρια παροχή είναι αποσυνδεδεμένη πριν από την εγκατάσταση, τηρείτε τις Οδηγίες για τον Μετασχηματιστή


SE Se alltid till att elnätet är bortkopplat innan installationen och följ transformatorns instruktioner.



GB Optional features DE Optionale Funktionen FR Options disponibles NL Opties
 FI Valinnaiset ominaisuudet DK Valgtrier funktioner IT Funzionalità opzionali ES Opciones disponibles
 PT Funções opcionais GR Προαιρετικές λειτουργίες πρόσθετων SE Möjliga funktioner



	Hello	Ding Dong	Westminster	Marimba	Piano	Bell	Telephone	Soft Alert
	•	•					•	•
	•	•	•	•			•	•
	•	•	•	•	•	•	•	•



GB Trouble shooting DE Fehlerbehebung FR Dépannage NL Probleemoplossing
 FI Vianmääritys DK Problemløsning IT Risoluzione dei problemi ES Solución de
 problemas PT Resolução de problemas GR Αντιμετώπιση προβλημάτων SE Felsökning

livewell.honeywell.com



32310682-001 Rev.B