



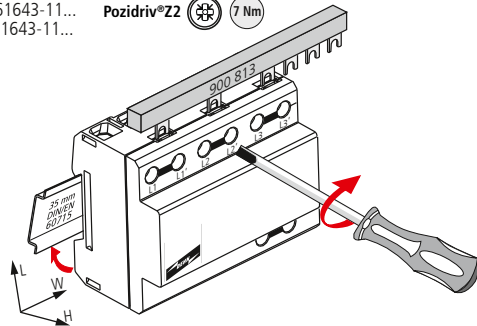
DEHNbloc DB 3 255 H

- DE Einbauanleitung
- GB Installation instructions
- IT Istruzioni di montaggio
- FR Instructions de montage
- NL Montagehandleiding
- ES Instrucciones de montaje
- PT Instruções de montagem
- DK Monteringsvejledning
- SE Monteringsanvisning
- FI Asennusohje
- GR Οδηγίες συναρμολόγησης
- PL Instrukcja montażu
- CZ Montážní návod
- TR Kurulum Talimatları
- RU Инструкция по монтажу
- CN 安装说明
- HU Szerelési útmutató
- JP 設置説明書



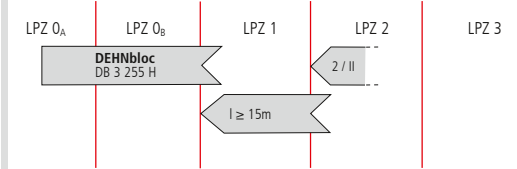
I IEC 61643-11...
1 EN 61643-11...

Pozidriv®Z2 (7 Nm)

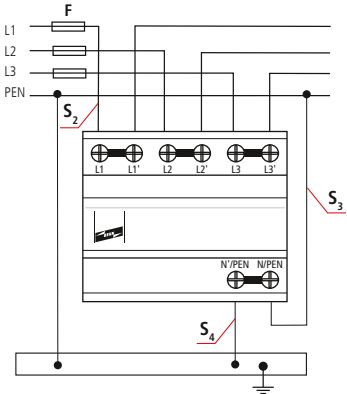


U_N	230 V / 400 V (50/60 Hz) Tol.: 0V ... U_C	
U_C	255 V (50/60 Hz)	
I_{fi}	50 kA _{rms}	
I_{SCCR}	50 kA _{rms}	
I_{imp} 10/350 μ s	100 kA (L1+L2+L3 \rightarrow N/PEN)	
max. 1)	125 A gG	
max. 2)	500 A gG	
θ°	-40°C ... +80°C (... +60°C 1))	
Φ	5% ... 95%	
I_{PE}	<< 10 μ A	
IP 3)	20	
L x W x H	90 mm x 108 mm x 65 mm	

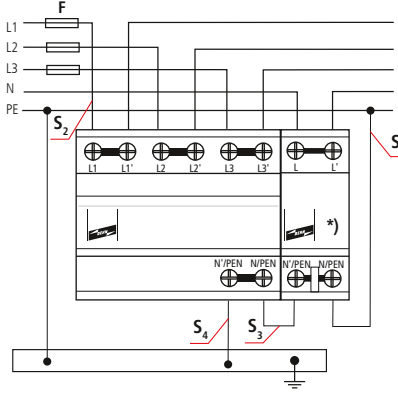
max. \square L, N/PEN	35 mm ²	50 mm ²
max. \square L', N'/PEN	25 mm ²	35 mm ²
min. \square L, L', N(N')/PEN	10 mm ²	
\square	16 mm ² Cu ≥ 15.5 mm	



1) TN-C



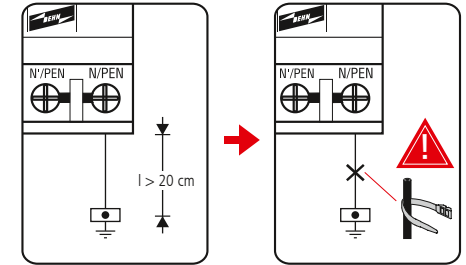
1) TN-S



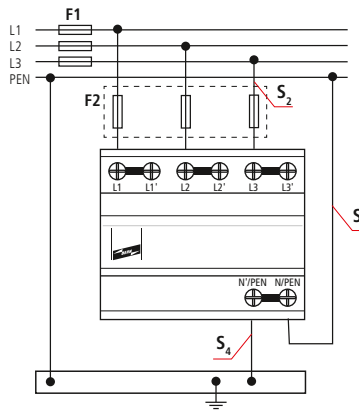
*) DEHNbloc DB 1 255 H 900 222



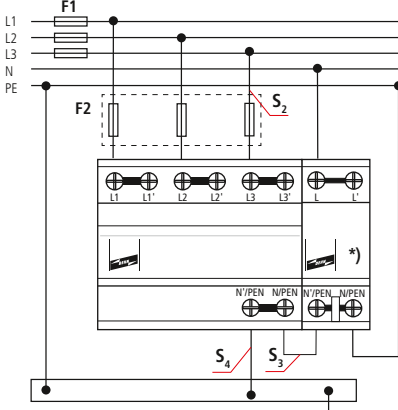
DEHNbloc DB 3 255 H	F / A gG	S ₂ / mm ²	S ₃ / mm ²	S ₄ / mm ²
F \leq 125 A gG	25	10	16	16
	35	10	16	16
F > 125 A gG	40	10	16	16
	50	10	16	16
	63	10	16	16
	80	16	16	16
	100	25	16	16
	125	35	16	16



2) TN-C



2) TN-S



*) DEHNbloc DB 1 255 H 900 222



DEHNbloc DB 3 255 H			F1 / F2	S ₂ / mm ²	S ₃ / mm ²	S ₄ / mm ²	T _a / s
F1	$I_k \leq 50$ kA _{rms} T _a \leq 0.2 s	$I_k \leq 50$ kA _{rms} T _a \leq 5 s	... 80 A	10	16	16	5
		F1 \leq 500 A	100 ... 125 A	16	16	16	
F2	F1 > 500 A F2 \leq 500 A	F1 \leq 315 A	160 A	25	25	25	
		F1 > 315 A	200 ... 250 A	35	35	25	
		F1 > 200 A	315 A	50	50	25	
		F2 \leq 200 A	> 315 ... 500 A	50	50	25	0.2

